

## HMIS Census, Consent, Timeliness Reports Bridging The Gap Continuum of Care (BTG) December 2025

### Clients Active in Homeless Services Projects at End of Month (Last 12 Months; Unduplicated)

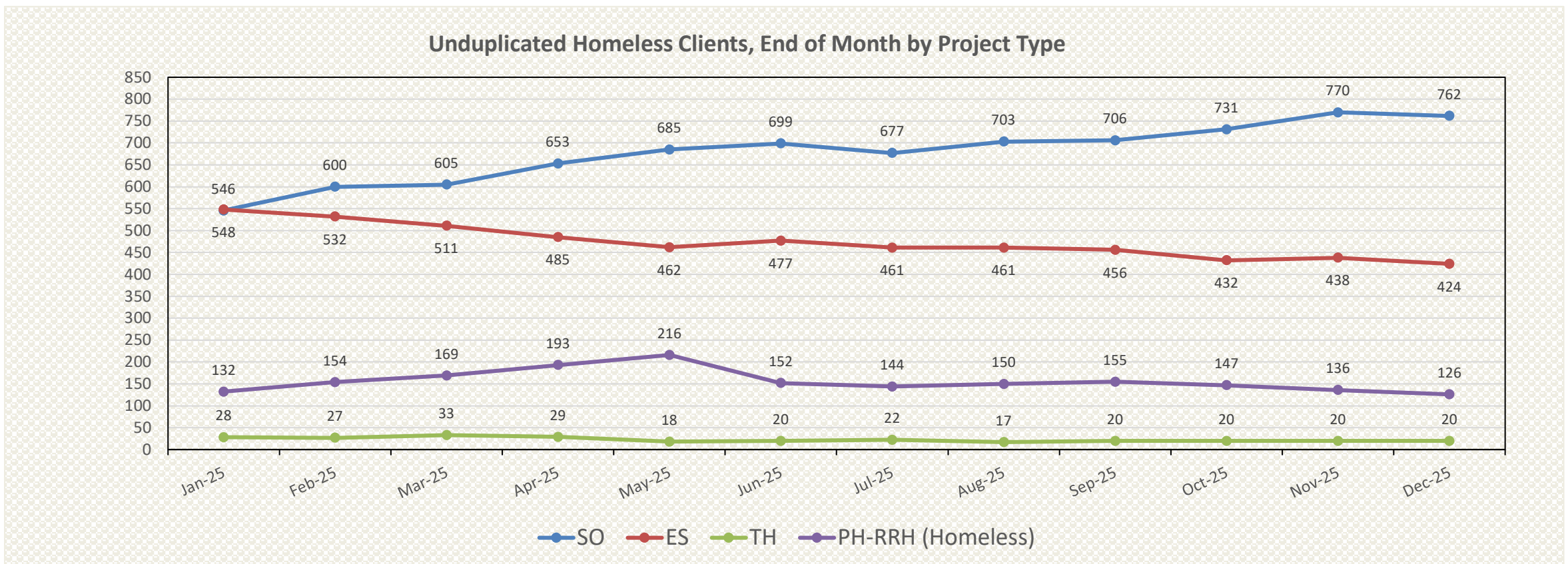
Month	SO	ES	TH	PH-RRH (Homeless)	PH-RRH (Housed)	PH-PSH	PH-Housing Only	PH-Housing w/ Services	Homeless Total	Grand Total
Jan-25	546	548	28	132	226	358	NA	NA	1,254	1,838
Feb-25	600	532	27	154	211	356	NA	NA	1,313	1,880
Mar-25	605	511	33	169	211	359	NA	NA	1,318	1,888
Apr-25	653	485	29	193	296	367	46	NA	1,360	2,069
May-25	685	462	18	216	299	360	42	NA	1,381	2,082
Jun-25	699	477	20	152	348	360	40	11	1,348	2,107
Jul-25	677	461	22	144	353	363	40	11	1,304	2,071
Aug-25	703	461	17	150	368	372	40	11	1,331	2,122
Sep-25	706	456	20	155	387	370	45	12	1,337	2,151
Oct-25	731	432	20	147	434	362	45	12	1,330	2,183
Nov-25	770	438	20	136	431	350	45	13	1,364	2,203
Dec-25	762	424	20	126	415	354	47	13	1,332	2,161

### Clients Active in Homeless Services Projects at End of Month (Unduplicated by Project Type)

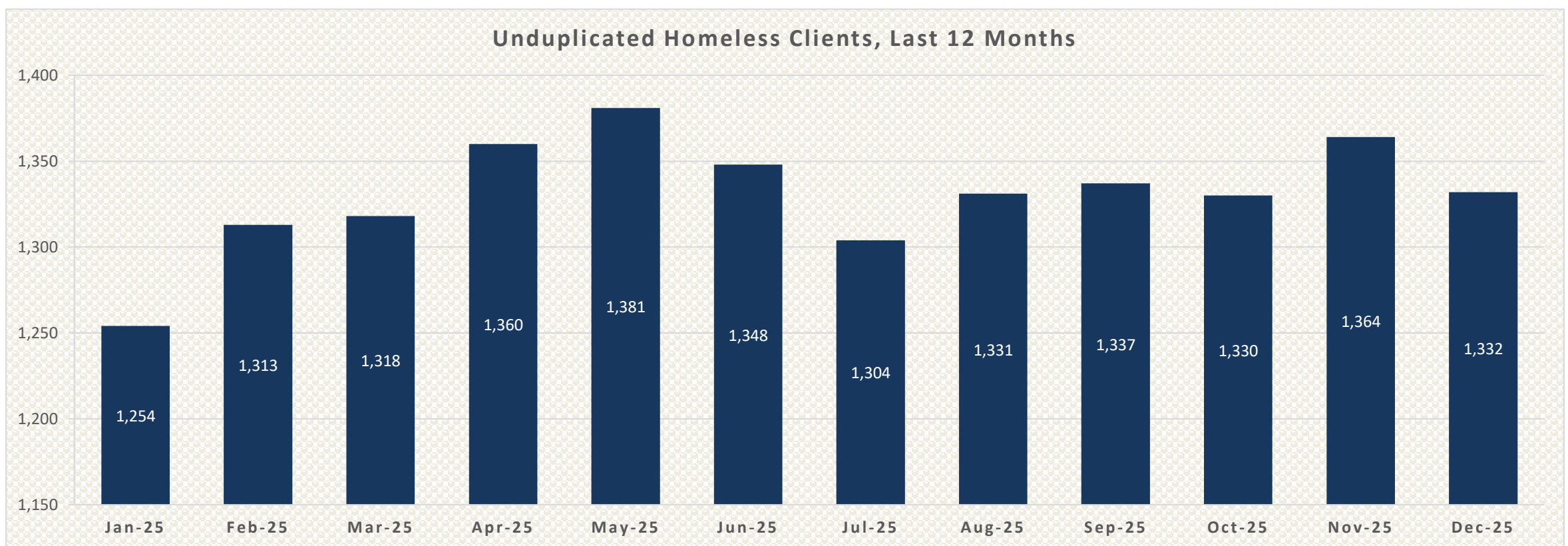
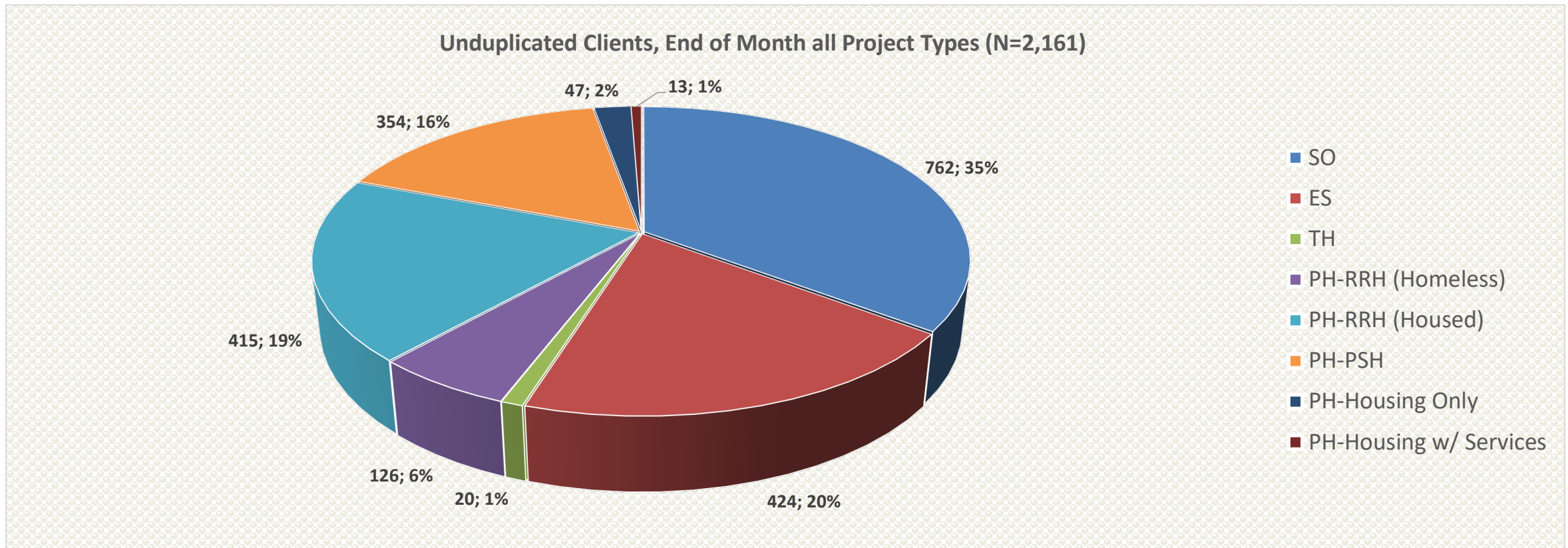
Month	SO	ES	TH	PH-RRH (Homeless)	PH-RRH (Housed)	PH-PSH	PH-Housing Only	PH-Housing w/ Services	Homeless Total	Grand Total
Apr-25	708	514	36	194	296	378	46	NA	1,452	2,172
May-25	744	479	22	216	305	373	42	NA	1,461	2,181
Jun-25	749	499	21	160	366	370	40	11	1,429	2,216
Jul-25	721	487	22	153	374	373	40	11	1,383	2,181
Aug-25	732	481	17	159	377	384	40	11	1,389	2,201
Sep-25	743	487	20	163	419	375	45	12	1,413	2,264
Oct-25	773	482	20	141	465	369	45	12	1,416	2,307
Nov-25	800	484	20	145	438	357	45	13	1,449	2,302
Dec-25	766	441	20	119	467	353	47	13	1,346	2,226

### Clients Active in Homeless Services Projects at End of Month (Duplicated)

Month	SO	ES	TH	PH-RRH (Homeless)	PH-RRH (Housed)	PH-PSH	PH-Housing Only	PH-Housing w/ Services	Homeless Total	Grand Total
Apr-25	777	517	36	199	296	378	46	NA	1,529	2,249
May-25	814	479	22	221	300	372	42	NA	1,536	2,250
Jun-25	806	496	20	158	354	370	40	11	1,480	2,255
Jul-25	764	482	22	151	354	373	40	11	1,419	2,197
Aug-25	782	481	17	164	369	384	40	11	1,444	2,248
Sep-25	790	486	20	167	392	371	45	12	1,463	2,283
Oct-25	820	480	20	159	439	364	45	12	1,479	2,339
Nov-25	827	484	20	145	436	354	45	13	1,476	2,324
Dec-25	799	437	20	132	418	355	47	13	1,388	2,221



## HMIS Census, Consent, Timeliness Reports Bridging The Gap Continuum of Care (BTG) December 2025



**Census Information for Clients/Households Active in BTG Homeless Services Projects End of Month (Duplicated)**

Type	Project Name	Clients	HIC Beds	HIC Vacancies	HIC Bed Util. Rate	HHs	Fam HHs	Fam Indiv	Vets	HPO Units	HPO Units Util. Rate
SO	FLC - ESG RUSH Kauai Street Outreach	46	NA	NA	NA	20	8	33	1	NA	NA
SO	FLC - ESG RUSH Maui Street Outreach	73	NA	NA	NA	44	5	24	1	NA	NA
SO	FLC - HPO Kauai Outreach District 1	46	NA	NA	NA	22	7	29		NA	NA
SO	FLC - HPO Kauai Outreach District 2	6	NA	NA	NA	4				NA	NA
SO	FLC - HPO Kauai Outreach District 3	80	NA	NA	NA	46	8	31		NA	NA
SO	FLC - HPO Kauai Outreach District 4	31	NA	NA	NA	17	5	16	1	NA	NA
SO	FLC - HPO Kauai Outreach District 5	10	NA	NA	NA	4	2	8		NA	NA
SO	FLC - HPO Maui Outreach District 1	211	NA	NA	NA	180	9	27	11	NA	NA
SO	FLC - HPO Maui Outreach District 2	23	NA	NA	NA	17	1	4		NA	NA
SO	FLC - HPO Maui Outreach District 3	27	NA	NA	NA	26	1	2	1	NA	NA
SO	FLC - HPO Maui Outreach District 4	17	NA	NA	NA	16				NA	NA
SO	FLC - HPO Maui Outreach District 5	50	NA	NA	NA	41	1	4	2	NA	NA
SO	FLC - Molokai Street Outreach (County Funded)	23	NA	NA	NA	14	3	8		NA	NA
SO	FLC - Special NOFO Maui Street Outreach	5	NA	NA	NA	4				NA	NA
SO	HOPE - ESG RUSH Street Outreach	13	NA	NA	NA	13			1	NA	NA
SO	HOPE - HPO Hawaii Outreach District 2	2	NA	NA	NA	2				NA	NA
SO	HOPE - HPO Hawaii Outreach District 3	1	NA	NA	NA	1				NA	NA
SO	HOPE - HPO Hawaii Outreach District 4	35	NA	NA	NA	35			5	NA	NA
SO	HOPE - HPO Hawaii Outreach District 5	5	NA	NA	NA	5				NA	NA
SO	HOPE - HPO Hawaii Outreach District 6	2	NA	NA	NA	2				NA	NA
SO	HOPE - HPO Hawaii Outreach District 8	19	NA	NA	NA	19				NA	NA
SO	HOPE - Special NOFO Hawaii Street Outreach	49	NA	NA	NA	48			3	NA	NA
SO	MHK - PATH Maui County Street Outreach Program	25	NA	NA	NA	25				NA	NA
	<b>Street Outreach</b>	<b>799</b>				<b>605</b>	<b>50</b>	<b>186</b>	<b>26</b>		
ES	FLC - Ho'olanani Kauai ES	0	8	8	0%	0					
ES	FLC - Ho'olanani Molokai ES	4	4	0	100%	3					
ES	FLC - HPO Ho'olanani	4	14	10	29%	1	1	4			
ES	HOPE - Hawaii County Hale Maluhia ES	6	6	0	100%	6					
ES	HOPE - Hawaii County WHEHP ES	2	4	2	50%	2					
ES	HOPE - HBMC Hale Maluhia Medical Respite Beds	4	4	0	100%	4					
ES	HOPE - HPO East Hawaii Emergency Shelter (Hale Maluhia)	15	16	1	94%	15					
ES	HOPE - HPO Kiheipua	53	56	3	95%	11	11	53		12	92%
ES	HOPE - HPO Sacred Hearts Emergency Shelter	9	10	1	90%	9					
ES	HOPE - HPO West Hawaii Emergency Housing Facility (WHEHF)	19	22	3	86%	19					
ES	HOPE - Kahua Kahe Malie - Blue House (Ohana QI Funded)	5	8	3	63%	5					
ES	HOPE - Kahua Kahe Malie - White House (HBMC/QI Funded)	5	10	5	50%	5					
ES	HOPE - Keolahou Emergency Shelter	16	38	22	42%	16					
ES	HOPE - Kuleana House ES	3	4	1	75%	1	1	3			
ES	HOPE - Wilder House ES	7	8	1	88%	7					
ES	KEO - HPO Mana'olana Emergency	27	32	5	84%	17	3	13	1		
ES	KHAKO - HPO Central ES Dorm	32	42	10	76%	32			3		
ES	KHAKO - HPO Central ES Units	181	200	19	91%	57	45	158	5	62	92%
ES	KHAKO - Maui Memorial Medical Respite Beds	16	16	0	100%	16			1		
ES	NPP - HPO Family Assessment Center at Hale Iki	22	28	6	79%	8	7	20		10	80%
ES	PVH - Kupanaha Medical Respite Beds (Maui)	2	8	6	25%	2					
ES	USVETS - BP Hilo HOPTTEL Program	2	5	3	40%	2			2		
ES	USVETS - BP Kona HOPTTEL Program	3	5	2	60%	3			3		
	<b>Emergency Shelter - Entry Exit</b>	<b>437</b>	<b>548</b>	<b>111</b>	<b>80%</b>	<b>241</b>	<b>68</b>	<b>251</b>	<b>15</b>	<b>84</b>	<b>90%</b>
TH	KEO - HPO Komohana Group Home TH	6	6	0	100%	5				5	100%
TH	KEO - HPO Mana'olana Transitional Housing	14	26	12	54%	6	2	9		10	60%
	<b>Transitional Housing (TH)</b>	<b>20</b>	<b>32</b>	<b>12</b>	<b>63%</b>	<b>11</b>	<b>2</b>	<b>9</b>		<b>15</b>	<b>73%</b>
PH-RRH	CCH - ESG RUSH Maui Rapid Re-Housing	1	NA	NA	NA	1				NA	NA
PH-RRH	CCH - HPO Hawaii County Rapid Rehousing	10	NA	NA	NA	2	2	9		NA	NA
PH-RRH	CCH - HPO Kauai County Rapid Rehousing	2	NA	NA	NA	2				NA	NA
PH-RRH	CCH - HPO SHEG Hawaii Rapid Rehousing	4	NA	NA	NA	4				NA	NA
PH-RRH	FLC - Day 1 Kauai Rapid Rehousing	14	NA	NA	NA	2	2	14		NA	NA
PH-RRH	FLC - ESG RUSH Maui Ohana Hope Village RRH	4	NA	NA	NA	2	1	3		NA	NA
PH-RRH	FLC - HPO RRH Rapid Re-Housing	3	NA	NA	NA	2				NA	NA
PH-RRH	FLC - Kauai CoC Rapid Rehousing	1	NA	NA	NA	1				NA	NA
PH-RRH	FLC - Kauai Elima RRH	5	NA	NA	NA	4				NA	NA
PH-RRH	FLC - Maui County RAP Rapid Re-housing	12	NA	NA	NA	11				NA	NA
PH-RRH	HOPE - HPO HPP Rapid Re-housing	30	NA	NA	NA	7	7	30		NA	NA
PH-RRH	USVETS - SSVF Priority 1 Hawaii Rapid Re-housing	13	NA	NA	NA	13			13	NA	NA
PH-RRH	USVETS - SSVF Priority 1 Kauai Rapid Re-housing	19	NA	NA	NA	8	3	13	8	NA	NA
PH-RRH	USVETS - SSVF Priority 1 Maui Rapid Re-housing	14	NA	NA	NA	11	1	4	11	NA	NA
	<b>PH - Rapid Re-Housing (Homeless)</b>	<b>132</b>				<b>70</b>	<b>16</b>	<b>73</b>	<b>32</b>		
PH-RRH	CCH - ESG RUSH Maui Rapid Re-Housing	17	NA	NA	NA	6	4	14		NA	NA
PH-RRH	CCH - HPO Hawaii County Rapid Rehousing	6	NA	NA	NA	2	2	6		NA	NA
PH-RRH	CCH - HPO Kauai County Rapid Rehousing	22	NA	NA	NA	9	4	14		NA	NA
PH-RRH	CCH - HPO SHEG Hawaii Rapid Rehousing	2	NA	NA	NA	2				NA	NA
PH-RRH	CCH - HPO SHEG Maui Rapid Rehousing	2	NA	NA	NA	1				NA	NA
PH-RRH	FLC - Day 1 Kauai Rapid Rehousing	64	NA	NA	NA	16	16	64		NA	NA
PH-RRH	FLC - ESG RUSH Maui Ohana Hope Village RRH	171	NA	NA	NA	48	29	140	3	NA	NA
PH-RRH	FLC - HPO HPP Kauai Rapid Re-housing	10	NA	NA	NA	2	2	10		NA	NA
PH-RRH	FLC - HPO HPP Maui Rapid Re-housing	11	NA	NA	NA	3	3	11		NA	NA
PH-RRH	FLC - HPO RRH Rapid Re-Housing	20	NA	NA	NA	16	2	6		NA	NA
PH-RRH	FLC - Kauai CoC Rapid Rehousing	2	NA	NA	NA	1	1	2		NA	NA
PH-RRH	FLC - Kauai Elima RRH	1	NA	NA	NA	1				NA	NA
PH-RRH	FLC - Maui County RAP Rapid Re-housing	8	NA	NA	NA	6	1	3		NA	NA
PH-RRH	HOPE - HPO HPP Rapid Re-housing	63	NA	NA	NA	16	16	63		NA	NA

PH-RRH	HOPE - New Start RRH	12	NA	NA	NA	6	4	10		NA	NA
PH-RRH	USVETS - SSVF Priority 1 Hawaii Rapid Re-housing	1	NA	NA	NA	1			1	NA	NA
PH-RRH	USVETS - SSVF Priority 1 Maui Rapid Re-housing	6	NA	NA	NA	3	1	4	3	NA	NA
	<b>PH - Rapid Re-Housing (Housed)</b>	<b>418</b>				<b>139</b>	<b>85</b>	<b>347</b>	<b>7</b>		
PH-HO	FLC - Huliau Permanent Housing (County Funded)	47	52	5	90%	11	11	47		NA	NA
	<b>PH - Housing Only</b>	<b>47</b>	<b>52</b>	<b>5</b>	<b>90%</b>	<b>11</b>	<b>11</b>	<b>47</b>			
PH-HWS	HOPE - Kino'ole Supportive Housing Program	13	14	1	93%	8	1	3		NA	NA
	<b>PH - Housing with Services (no disability required)</b>	<b>13</b>	<b>14</b>	<b>1</b>	<b>93%</b>	<b>8</b>	<b>1</b>	<b>3</b>			
PH-PSH	CCH - HPO NI Housing First (Kauai)	14	14	0	100%	12				NA	NA
PH-PSH	FLC - HPO NI Housing First	25	29	4	86%	18	2	8	1	NA	NA
PH-PSH	FLC - Ohana One PSH CoC Program	81	81	0	100%	55	9	26	3	NA	NA
PH-PSH	HIHR - PSH 1	45	49	4	92%	45			1	NA	NA
PH-PSH	HIHR - Special NOFO PSH	5	5	0	100%	5				NA	NA
PH-PSH	HOPE - Hale Kulike CoC Program PSH	15	18	3	83%	15			2	NA	NA
PH-PSH	HOPE - HPO NI Housing First	65	77	12	84%	31	8	35		NA	NA
PH-PSH	HOPE - Kukui S+C Program	70	74	4	95%	40	9	33	3	NA	NA
PH-PSH	MAF - HOPWA Formula - PSH TBRA	33	33	0	100%	27	1	3	2	NA	NA
PH-PSH	SHDC - Kulalani Group Home Hilo	1	1	0	100%	1				NA	NA
PH-PSH	SHDC - Kulalani Group Home Kailua-Kona	0	2	2	0%						
PH-PSH	SHDC - Kulalani Group Home Kealahou	1	3	2	33%	1				NA	NA
	<b>PH - Permanent Supportive Housing (disability required for entry)</b>	<b>355</b>	<b>386</b>	<b>31</b>	<b>92%</b>	<b>250</b>	<b>29</b>	<b>105</b>	<b>12</b>		
	<b>Grand Total</b>	<b>2221</b>				<b>1335</b>	<b>262</b>	<b>1021</b>	<b>92</b>		

**Consent to Share - VI-SPDAT Assessments Completed in Month**

Organization	Shared	Not Shared	Total Assessments	% Shared
Family Life Center	29		29	100%
Hawaii Island Home for Recovery	1		1	100%
HOPE Services Hawaii, Inc.	56	2	58	97%
Ka Hale A Ke Ola, Inc	13		13	100%
Kauai Economic Opportunity	2		2	100%
Neighborhood Place of Puna	20	1	21	95%
<b>Grand Total</b>	<b>121</b>	<b>3</b>	<b>124</b>	<b>98%</b>

**Consent to Share - Adult Program Enrollments Completed in Month (Duplicated)**

Organization	Shared	Not Shared	Total Enrollments	% Shared
Catholic Charities Hawaii	3		3	100%
Family Life Center	73	14	87	84%
Hawaii Island Home for Recovery	2		2	100%
HOPE Services Hawaii, Inc.	87		87	100%
Ka Hale A Ke Ola, Inc	27	2	29	93%
Kauai Economic Opportunity	1		1	100%
Legal Aid Society of Hawaii	2	1	3	67%
Mental Health Kokua	16	5	21	76%
Neighborhood Place of Puna	5		5	100%
Project Vision Hawaii	1	1	2	50%
USVETS	14		14	100%
<b>Grand Total</b>	<b>231</b>	<b>23</b>	<b>254</b>	<b>91%</b>

\*SSO, SO, ES, TH, RRH, PSH, HP Project Types

**Consent to Share - Adults Actively Enrolled End of Month (Duplicated)**

Organization	Shared	Not Shared	Total Stayers	% Shared
Catholic Charities Hawaii	67		67	100%
Child and Family Service	2		2	100%
County of Hawaii	101		101	100%
County of Kauai	21		21	100%
County of Maui	48	2	50	96%
Family Life Center	771	259	1030	75%
Hawaii Island Home for Recovery	48		48	100%
HOPE Services Hawaii, Inc.	570	21	591	96%
Ka Hale A Ke Ola, Inc	151	2	153	99%
Kauai Economic Opportunity	36		36	100%
Legal Aid Society of Hawaii	22	9	31	71%
Maui AIDS Foundation	12	33	45	27%
Maui Youth Family Services	0	4	4	0%
Mental Health Kokua	42	8	50	84%
Neighborhood Place of Puna	11		11	100%
Project Vision Hawaii	1	1	2	50%
Steadfast Housing Development Corporation	2		2	100%
USVETS	84	1	85	99%
YWCA	1		1	100%
<b>Grand Total</b>	<b>1990</b>	<b>340</b>	<b>2330</b>	<b>85%</b>

\*SSO, SO, ES, TH, RRH, PSH, HP Project Types

**Not Shared by Project - Adults Actively Enrolled End of Month (Duplicated)**

Project	Not Shared	Total Stayers	% Not Shared
FLC - HPO Maui Outreach District 1	101	205	49%
FLC - HPO Maui Outreach District 2	11	22	50%
FLC - HPO Maui Outreach District 3	17	26	65%
FLC - HPO Maui Outreach District 4	11	17	65%
FLC - HPO Maui Outreach District 5	16	49	33%
FLC - Maui CIS Post-tenancy Services	22	25	88%
FLC - Maui CIS Pre-tenancy Services	57	65	88%
FLC - Molokai CIS Post-tenancy Services	2	2	100%
FLC - Molokai CIS Pre-tenancy Services	22	22	100%
HOPE - CIS Post-tenancy Services	14	37	38%
HOPE - CIS Pre-tenancy Services	5	52	10%
HOPE - GIA Assisted Community Treatment SSO	1	1	100%
HOPE - HPO HPP Rapid Re-housing	1	41	2%
KHAKO - Maui Memorial Medical Respite Beds	2	16	13%
LASH - HPO Hawaii County Legal Services	4	23	17%
LASH - HPO Kauai County Legal Services	5	8	63%
MAF - HOPWA Formula - PSH TBRA	25	32	78%
MAF - HOPWA Formula STRMU	8	13	62%
MHK - PATH Maui County Services Only Program	5	25	20%
MHK - PATH Maui County Street Outreach Program	3	25	12%
MYFS - BCP Homeless Prevention Program	4	4	100%
PHA - Maui Emergency Housing Voucher Program	2	50	4%
PVH - Kupanaha Medical Respite Beds (Maui)	1	2	50%
USVETS - SSVF Priority 1 Hawaii Rapid Re-housing	1	14	7%
<b>Grand Total</b>	<b>340</b>	<b>776</b>	<b>44%</b>

\*SSO, SO, ES, TH, RRH, PSH, HP Project Types

**Intake Timeliness Report - Clients Enrolled in Month (Duplicated)**

Program Type	Program Name	Clients Enrolled	Avg Days to Input
Coordinated Assessment	Hawaii County VI SPDAT v3 Family	46	1.48
Coordinated Assessment	Hawaii County VI SPDAT v3 Individual	62	1.69
Coordinated Assessment	Hawaii County VI SPDAT v3 TAY	4	0.00
Coordinated Assessment	Kauai County VI SPDAT v3 Family	4	26.00
Coordinated Assessment	Kauai County VI SPDAT v3 Individual	3	0.00
Coordinated Assessment	Maui County VI SPDAT v3 Family	55	3.02
Coordinated Assessment	Maui County VI SPDAT v3 Individual	31	1.81
Coordinated Assessment	Maui County VI SPDAT v3 TAY	1	4.00
Emergency Shelter - Entry Exit	FLC - Ho'olanani Molokai ES	1	15.00
Emergency Shelter - Entry Exit	HOPE - HBMC Hale Maluhia Medical Respite Beds	2	3.00
Emergency Shelter - Entry Exit	HOPE - HPO East Hawaii Emergency Shelter (Hale Maluhia)	2	1.50
Emergency Shelter - Entry Exit	HOPE - HPO Kiheipua	21	1.95
Emergency Shelter - Entry Exit	HOPE - HPO Sacred Hearts Emergency Shelter	1	0.00
Emergency Shelter - Entry Exit	HOPE - HPO West Hawaii Emergency Housing Facility (WHEHF)	2	1.00
Emergency Shelter - Entry Exit	HOPE - Kahua Kahe Malie - Blue House (Ohana QI Funded)	1	2.00
Emergency Shelter - Entry Exit	HOPE - Kahua Kahe Malie - White House (HBMC/QI Funded)	2	4.00
Emergency Shelter - Entry Exit	HOPE - Keolahou Emergency Shelter	2	1.00
Emergency Shelter - Entry Exit	HOPE - Kuleana House ES	7	0.86
Emergency Shelter - Entry Exit	HOPE - Wilder House ES	7	0.86
Emergency Shelter - Entry Exit	KEO - HPO Mana'olana Emergency	1	0.00
Emergency Shelter - Entry Exit	KHAKO - HPO Central ES Dorm	10	0.00
Emergency Shelter - Entry Exit	KHAKO - HPO Central ES Units	21	0.14
Emergency Shelter - Entry Exit	KHAKO - Maui Memorial Medical Respite Beds	5	1.00
Emergency Shelter - Entry Exit	NPP - HPO Family Assessment Center at Hale Iki	12	0.00
Emergency Shelter - Entry Exit	PVH - Kupanaha Medical Respite Beds (Maui)	2	17.00
Homelessness Prevention	CCH - HPO Hawaii County Homeless Prevention	1	0.00
Homelessness Prevention	FLC - HPO RRH Homeless Prevention	3	10.00
Homelessness Prevention	FLC - Maui County RAP Homelessness Prevention	14	0.93
Homelessness Prevention	HOPE - ESG Homelessness Prevention	7	6.86
Homelessness Prevention	HOPE - HPO HPP Homelessness Prevention	3	0.00
Homelessness Prevention	USVETS - SSVF Priority 1 Hawaii Homeless Prev	7	2.57
Homelessness Prevention	USVETS - SSVF Priority 1 Kauai Homeless Prev	1	5.00
Homelessness Prevention	USVETS - SSVF Priority 1 Maui Homeless Prev	1	1.00
PH - Housing Only	FLC - Huliau Permanent Housing (County Funded)	2	5.00
PH - Permanent Supportive Housing (disability required for entry)	FLC - HPO NI Housing First	1	5.00
PH - Permanent Supportive Housing (disability required for entry)	FLC - Ohana One PSH CoC Program	1	14.00
PH - Permanent Supportive Housing (disability required for entry)	HIHR - PSH 1	2	1.00
PH - Rapid Re-Housing	CCH - HPO Kauai County Rapid Rehousing	1	0.00
PH - Rapid Re-Housing	CCH - HPO SHEG Hawaii Rapid Rehousing	1	7.00
PH - Rapid Re-Housing	FLC - ESG RUSH Maui Ohana Hope Village RRH	4	9.00
PH - Rapid Re-Housing	FLC - ESG RUSH Maui Rapid Rehousing (CLOSED)	1	2.00
PH - Rapid Re-Housing	FLC - HPO HPP Maui Rapid Re-housing	5	15.00
PH - Rapid Re-Housing	FLC - HPO RRH Rapid Re-Housing	2	1.00
PH - Rapid Re-Housing	FLC - Kauai CoC Rapid Rehousing	1	1.00
PH - Rapid Re-Housing	FLC - Maui County RAP Rapid Re-housing	7	22.86
PH - Rapid Re-Housing	USVETS - SSVF Priority 1 Hawaii Rapid Re-housing	3	10.67
PH - Rapid Re-Housing	USVETS - SSVF Priority 1 Kauai Rapid Re-housing	2	7.00
PH - Rapid Re-Housing	USVETS - SSVF Priority 1 Maui Rapid Re-housing	3	6.67
Services Only	FLC - Kauai CIS Post-tenancy Services	1	8.00
Services Only	FLC - Kauai CIS Pre-tenancy Services	1	1.00
Services Only	HOPE - CCS Hawaii Island Post-tenancy SSO	6	9.33
Services Only	HOPE - CCS Hawaii Island Pre-tenancy SSO	4	4.75
Services Only	HOPE - CIS Post-tenancy Services	3	6.00
Services Only	HOPE - CIS Pre-tenancy Services	10	1.00
Services Only	LASH - HPO Hawaii County Legal Services	3	71.33
Services Only	MHK - PATH Maui County Services Only Program	12	16.33
Street Outreach	FLC - ESG RUSH Kauai Street Outreach	10	16.60
Street Outreach	FLC - ESG RUSH Maui Street Outreach	27	20.74
Street Outreach	FLC - HPO Kauai Outreach District 3	13	11.54
Street Outreach	FLC - HPO Kauai Outreach District 4	2	1.00
Street Outreach	FLC - HPO Kauai Outreach District 5	1	7.00
Street Outreach	FLC - HPO Maui Outreach District 1	17	2.35
Street Outreach	FLC - HPO Maui Outreach District 3	2	4.00
Street Outreach	FLC - HPO Maui Outreach District 4	2	3.00
Street Outreach	FLC - Molokai Street Outreach (County Funded)	2	1.00
Street Outreach	FLC - Special NOFO Maui Street Outreach	1	1.00
Street Outreach	HOPE - ESG RUSH Street Outreach	8	5.75
Street Outreach	HOPE - HPO Hawaii Outreach District 4	6	3.17
Street Outreach	HOPE - HPO Hawaii Outreach District 8	7	2.71
Street Outreach	HOPE - Special NOFO Hawaii Street Outreach	5	1.40
Street Outreach	MHK - PATH Maui County Street Outreach Program	9	9.89
	<b>Total</b>	<b>530</b>	<b>5.24</b>

**Exit Timeliness Report - Clients Exiting in Month (Duplicated)**

Program Type	Program Name	Total Exited Clients	Avg Days to Exit
Coordinated Assessment	Hawaii County VI SPDAT v3 Family	28	0.29
Coordinated Assessment	Hawaii County VI SPDAT v3 Individual	64	1.17
Coordinated Assessment	Hawaii County VI SPDAT v3 TAY	5	13.00
Coordinated Assessment	Kauai County VI SPDAT v3 Family	18	21.78
Coordinated Assessment	Kauai County VI SPDAT v3 Individual	5	24.40
Coordinated Assessment	Maui County VI SPDAT v3 Family	52	0.04
Coordinated Assessment	Maui County VI SPDAT v3 Individual	76	1.29
Coordinated Assessment	Maui County VI SPDAT v3 TAY	2	0.00
Emergency Shelter - Entry Exit	FLC - Ho'olanani Kauai ES	4	4.00
Emergency Shelter - Entry Exit	FLC - HPO Ho'olanani	4	6.00
Emergency Shelter - Entry Exit	HOPE - HBMC Hale Maluhia Medical Respite Beds	1	6.00
Emergency Shelter - Entry Exit	HOPE - HPO East Hawaii Emergency Shelter (Hale Maluhia)	2	1.50
Emergency Shelter - Entry Exit	HOPE - HPO Kiheipua	10	7.00
Emergency Shelter - Entry Exit	HOPE - HPO West Hawaii Emergency Housing Facility (WHEHF)	3	0.33
Emergency Shelter - Entry Exit	HOPE - Kahua Kahe Malie - White House (HBMC/QI Funded)	3	5.67
Emergency Shelter - Entry Exit	HOPE - Keolahou Emergency Shelter	4	0.75
Emergency Shelter - Entry Exit	HOPE - Kuleana House ES	4	0.75
Emergency Shelter - Entry Exit	KEO - HPO Mana'olana Emergency	4	0.50
Emergency Shelter - Entry Exit	KHAKO - HPO Central ES Dorm	10	0.30
Emergency Shelter - Entry Exit	KHAKO - HPO Central ES Units	23	1.43
Emergency Shelter - Entry Exit	KHAKO - Maui Memorial Medical Respite Beds	6	0.50
Emergency Shelter - Entry Exit	NPP - HPO Family Assessment Center at Hale Iki	6	0.00
Emergency Shelter - Entry Exit	PVH - Kupanaha Medical Respite Beds (Maui)	3	18.33
Emergency Shelter - Entry Exit	PVH - Pu'uhonua O Nene (CLOSED)	27	32.96
Emergency Shelter - Entry Exit	USVETS - BP Hilo HOPTEL Program	1	49.00
Emergency Shelter - Entry Exit	USVETS - BP Kona HOPTEL Program	1	11.00
Homelessness Prevention	CCH - HPO Hawaii County Homeless Prevention	2	26.00
Homelessness Prevention	FLC - HPO HPP Maui Homelessness Prevention	4	2.00
Homelessness Prevention	FLC - HPO RRH Homeless Prevention	3	1.33
Homelessness Prevention	FLC - Maui County RAP Homelessness Prevention	33	11.18
PH - Permanent Supportive Housing (disability required for entry)	FLC - Ohana One PSH CoC Program	1	0.00
PH - Permanent Supportive Housing (disability required for entry)	HIHR - PSH 1	1	35.00
PH - Permanent Supportive Housing (disability required for entry)	HOPE - Kukui S+C Program	2	6.00
PH - Rapid Re-Housing	CCH - HPO Kauai County Rapid Rehousing	2	0.00
PH - Rapid Re-Housing	FLC - Day 1 Kauai Rapid Rehousing	5	0.00
PH - Rapid Re-Housing	FLC - ESG RUSH Maui Ohana Hope Village RRH	1	14.00
PH - Rapid Re-Housing	FLC - ESG RUSH Maui Rapid Rehousing (CLOSED)	1	1.00
PH - Rapid Re-Housing	FLC - HPO HPP Maui Rapid Re-housing	13	4.15
PH - Rapid Re-Housing	FLC - HPO RRH Rapid Re-Housing	21	1.19
PH - Rapid Re-Housing	FLC - Kauai Elima RRH	1	0.00
PH - Rapid Re-Housing	FLC - Maui County RAP Rapid Re-housing	10	5.70
PH - Rapid Re-Housing	HOPE - New Start RRH	3	4.00
PH - Rapid Re-Housing	USVETS - SSVF Priority 1 Kauai Rapid Re-housing	4	1.00
Services Only	FLC - Maui CIS Pre-tenancy Services	1	0.00
Services Only	HOPE - CCS Hawaii Island Pre-tenancy SSO	1	42.00
Services Only	HOPE - CIS Pre-tenancy Services	2	6.50
Services Only	HOPE - Hawaii County EHV CM SSO	1	7.00
Services Only	LASH - HPO Hawaii County Legal Services	12	0.00
Services Only	LASH - HPO Kauai County Legal Services	2	0.00
Services Only	LASH - HPO Maui County Legal Services	1	0.00
Services Only	MHK - PATH Maui County Services Only Program	1	6.00
Street Outreach	FLC - ESG RUSH Kauai Street Outreach	14	0.00
Street Outreach	FLC - HPO Kauai Outreach District 1	2	10.00
Street Outreach	FLC - HPO Kauai Outreach District 2	4	65.50
Street Outreach	FLC - HPO Kauai Outreach District 3	5	2.40
Street Outreach	FLC - HPO Kauai Outreach District 4	7	40.71
Street Outreach	FLC - HPO Kauai Outreach District 5	2	62.00
Street Outreach	FLC - HPO Maui Outreach District 1	45	4.49
Street Outreach	FLC - HPO Maui Outreach District 2	6	0.67
Street Outreach	FLC - HPO Maui Outreach District 3	5	0.60
Street Outreach	FLC - HPO Maui Outreach District 4	13	0.54
Street Outreach	FLC - HPO Maui Outreach District 5	8	0.63
Street Outreach	FLC - Molokai Street Outreach (County Funded)	1	13.00
Street Outreach	FLC - Special NOFO Maui Street Outreach	7	0.14
Street Outreach	HOPE - ESG RUSH Street Outreach	20	0.60
Street Outreach	HOPE - HPO Hawaii Outreach District 4	5	28.00
Street Outreach	HOPE - HPO Hawaii Outreach District 8	1	3.00
Street Outreach	HOPE - Special NOFO Hawaii Street Outreach	3	0.67
Street Outreach	MHK - PATH Maui County Street Outreach Program	5	0.00
	<b>Total</b>	<b>647</b>	<b>5.81</b>