

HMIS Census, Consent, Timeliness Reports Bridging The Gap Continuum of Care (BTG) January 2026

Clients Active in Homeless Services Projects at End of Month (Last 12 Months; Unduplicated)

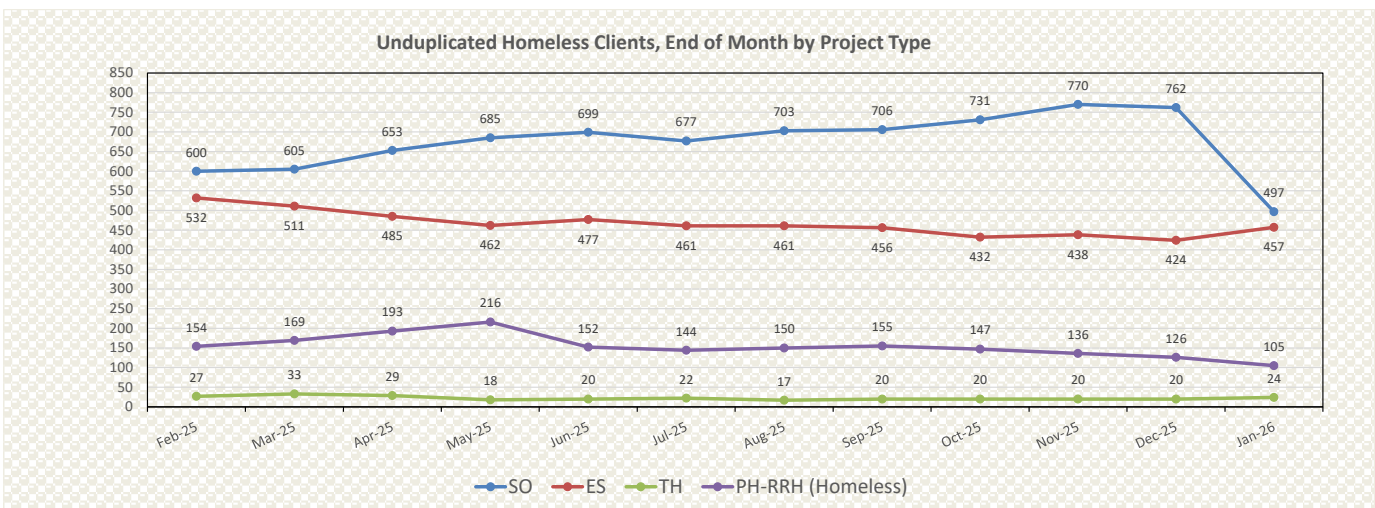
Month	SO	ES	TH	PH-RRH (Homeless)	PH-RRH (Housed)	PH-PSH	PH-Housing Only	PH-Housing w/ Services	Homeless Total	Grand Total
Feb-25	600	532	27	154	211	356	NA	NA	1,313	1,880
Mar-25	605	511	33	169	211	359	NA	NA	1,318	1,888
Apr-25	653	485	29	193	296	367	46	NA	1,360	2,069
May-25	685	462	18	216	299	360	42	NA	1,381	2,082
Jun-25	699	477	20	152	348	360	40	11	1,348	2,107
Jul-25	677	461	22	144	353	363	40	11	1,304	2,071
Aug-25	703	461	17	150	368	372	40	11	1,331	2,122
Sep-25	706	456	20	155	387	370	45	12	1,337	2,151
Oct-25	731	432	20	147	434	362	45	12	1,330	2,183
Nov-25	770	438	20	136	431	350	45	13	1,364	2,203
Dec-25	762	424	20	126	415	354	47	13	1,332	2,161
Jan-26	497	457	24	105	397	353	47	14	1,083	1,894

Clients Active in Homeless Services Projects at End of Month (Unduplicated by Project Type)

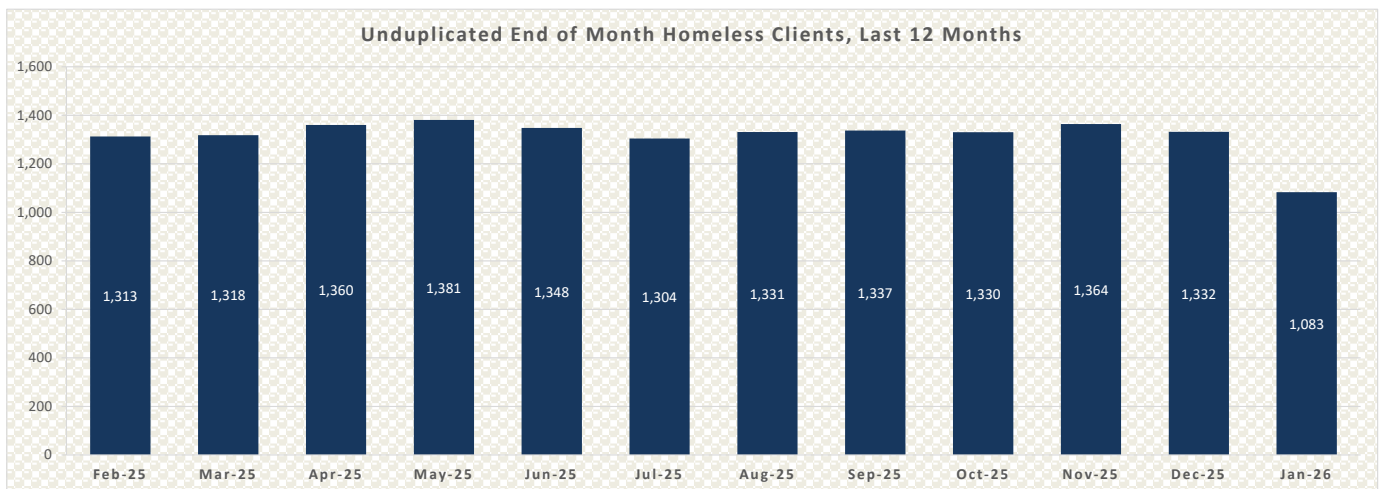
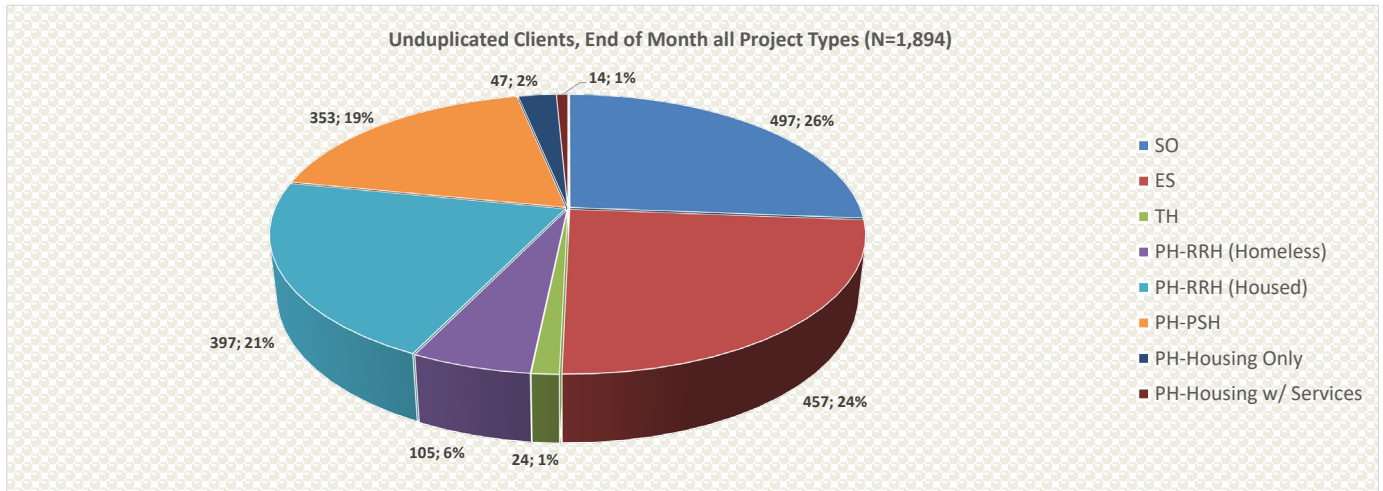
Month	SO	ES	TH	PH-RRH (Homeless)	PH-RRH (Housed)	PH-PSH	PH-Housing Only	PH-Housing w/ Services	Homeless Total	Grand Total
Apr-25	708	514	36	194	296	378	46	NA	1,452	2,172
May-25	744	479	22	216	305	373	42	NA	1,461	2,181
Jun-25	749	499	21	160	366	370	40	11	1,429	2,216
Jul-25	721	487	22	153	374	373	40	11	1,383	2,181
Aug-25	732	481	17	159	377	384	40	11	1,389	2,201
Sep-25	743	487	20	163	419	375	45	12	1,413	2,264
Oct-25	773	482	20	141	465	369	45	12	1,416	2,307
Nov-25	800	484	20	145	438	357	45	13	1,449	2,302
Dec-25	766	441	20	119	467	353	47	13	1,346	2,226
Jan-26	509	464	24	112	405	358	47	14	1,109	1,933

Clients Active in Homeless Services Projects at End of Month (Duplicated)

Month	SO	ES	TH	PH-RRH (Homeless)	PH-RRH (Housed)	PH-PSH	PH-Housing Only	PH-Housing w/ Services	Homeless Total	Grand Total
Apr-25	777	517	36	199	296	378	46	NA	1,529	2,249
May-25	814	479	22	221	300	372	42	NA	1,536	2,250
Jun-25	806	496	20	158	354	370	40	11	1,480	2,255
Jul-25	764	482	22	151	354	373	40	11	1,419	2,197
Aug-25	782	481	17	164	369	384	40	11	1,444	2,248
Sep-25	790	486	20	167	392	371	45	12	1,463	2,283
Oct-25	820	480	20	159	439	364	45	12	1,479	2,339
Nov-25	827	484	20	145	436	354	45	13	1,476	2,324
Dec-25	799	437	20	132	418	355	47	13	1,388	2,221
Jan-26	527	464	24	118	397	355	47	14	1,133	1,946



HMIS Census, Consent, Timeliness Reports Bridging The Gap Continuum of Care (BTG) January 2026



Census Information for Clients/Households Active in BTG Homeless Services Projects End of Month (Duplicated)

Type	Project Name	Clients	HIC Beds	HIC Vacancies	HIC Bed Util. Rate	HHS	Fam HHS	Fam Indiv	Vets	HPO Units	HPO Units Util. Rate
SO	FLC - ESG RUSH Kauai Street Outreach	39	NA	NA	NA	18	6	26	1	NA	NA
SO	FLC - ESG RUSH Maui Street Outreach	55	NA	NA	NA	35	3	16	1	NA	NA
SO	FLC - HPO Kauai Outreach District 1	47	NA	NA	NA	21	7	29		NA	NA
SO	FLC - HPO Kauai Outreach District 2	1	NA	NA	NA	1				NA	NA
SO	FLC - HPO Kauai Outreach District 3	78	NA	NA	NA	45	7	29		NA	NA
SO	FLC - HPO Kauai Outreach District 4	17	NA	NA	NA	10	2	7		NA	NA
SO	FLC - HPO Kauai Outreach District 5	1	NA	NA	NA	1				NA	NA
SO	FLC - HPO Maui Outreach District 1	76	NA	NA	NA	54	8	24	6	NA	NA
SO	FLC - HPO Maui Outreach District 2	3	NA	NA	NA	2				NA	NA
SO	FLC - HPO Maui Outreach District 3	8	NA	NA	NA	6	1	3	1	NA	NA
SO	FLC - HPO Maui Outreach District 4	7	NA	NA	NA	4	1	3		NA	NA
SO	FLC - HPO Maui Outreach District 5	20	NA	NA	NA	15			1	NA	NA
SO	FLC - Molokai Street Outreach (County Funded)	21	NA	NA	NA	12	3	8		NA	NA
SO	FLC - Special NOFO Maui Street Outreach	4	NA	NA	NA	3				NA	NA
SO	HOPE - HPO Hawaii Outreach District 2	2	NA	NA	NA	2				NA	NA
SO	HOPE - HPO Hawaii Outreach District 4	41	NA	NA	NA	41			4	NA	NA
SO	HOPE - HPO Hawaii Outreach District 5	3	NA	NA	NA	3				NA	NA
SO	HOPE - HPO Hawaii Outreach District 6	1	NA	NA	NA	1				NA	NA
SO	HOPE - HPO Hawaii Outreach District 8	21	NA	NA	NA	21				NA	NA
SO	HOPE - Special NOFO Hawaii Street Outreach	55	NA	NA	NA	54			3	NA	NA
SO	MHK - PATH Maui County Street Outreach Program	27	NA	NA	NA	27				NA	NA
	Street Outreach	527				376	38	145	17		
ES	FLC - Ho'olanani Kauai ES	6	8	2	75%	1	1	6			
ES	FLC - Ho'olanani Molokai ES	4	4	0	100%	2	1	2			
ES	FLC - HPO Ho'olanani	3	14	11	21%	1	1	3			
ES	HOPE - Hawaii County Hale Maluhia ES	5	6	1	83%	5					
ES	HOPE - Hawaii County WHEHP ES	2	4	2	50%	2					
ES	HOPE - HBMC Hale Maluhia Medical Respite Beds	3	4	1	75%	3			2		
ES	HOPE - HPO East Hawaii Emergency Shelter (Hale Maluhia)	16	16	0	100%	16					
ES	HOPE - HPO Kiheipua	55	56	1	98%	11	11	55		12	92%
ES	HOPE - HPO Sacred Hearts Emergency Shelter	9	10	1	90%	9			1		
ES	HOPE - HPO West Hawaii Emergency Housing Facility (WHEHF)	22	22	0	100%	22					
ES	HOPE - Kahua Kahe Malie - Blue House (Ohana QI Funded)	6	8	2	75%	6					
ES	HOPE - Kahua Kahe Malie - White House (HBMC/QI Funded)	5	10	5	50%	5					
ES	HOPE - Keolahou Emergency Shelter	13	38	25	34%	13					
ES	HOPE - Kuleana House ES	3	4	1	75%	1	1	3			
ES	HOPE - Wilder House ES	5	8	3	63%	5					
ES	KEO - HPO Mana'olana Emergency	26	32	6	81%	16	3	13	1		
ES	KHAKO - HPO Central ES Dorm	32	42	10	76%	32			3		
ES	KHAKO - HPO Central ES Units	198	200	2	99%	59	47	174	3	62	95%
ES	KHAKO - Maui Memorial Medical Respite Beds	17	17	0	100%	17			1		
ES	NPP - HPO Family Assessment Center at Hale Iki	28	32	4	88%	8	8	28		10	80%
ES	PVH - Kupanaha Medical Respite Beds (Maui)	4	8	4	50%	4			1		
ES	USVETS - BP Hilo HOPEL Program	0	5	5	0%						
ES	USVETS - BP Kona HOPEL Program	2	5	3	40%	2			2		
	Emergency Shelter - Entry Exit	464	553	89	84%	240	73	284	14	84	93%
TH	KEO - HPO Komohana Group Home TH	7	7	0	100%	6				6	100%
TH	KEO - HPO Mana'olana Transitional Housing	17	26	9	65%	6	3	14		10	60%
	Transitional Housing (TH)	24	33	9	73%	12	3	14		16	75%
RRH	CCH - ESG RUSH Maui Rapid Re-Housing	1	NA	NA	NA	1				NA	NA
RRH	CCH - HPO Hawaii County Rapid Rehousing	3	NA	NA	NA			2		NA	NA
RRH	CCH - HPO Kauai County Rapid Rehousing	2	NA	NA	NA	2				NA	NA
RRH	CCH - HPO SHEG Hawaii Rapid Rehousing	5	NA	NA	NA	5				NA	NA
RRH	FLC - Day 1 Kauai Rapid Rehousing	14	NA	NA	NA	2	2	14		NA	NA
RRH	FLC - ESG RUSH Maui Ohana Hope Village RRH	1	NA	NA	NA	1				NA	NA
RRH	FLC - Kauai CoC Rapid Rehousing	7	NA	NA	NA	2	1	6		NA	NA
RRH	FLC - Kauai Elima RRH	3	NA	NA	NA	2				NA	NA
RRH	FLC - Maui County RAP Rapid Re-housing	14	NA	NA	NA	12				NA	NA
RRH	HOPE - HPO HPP Rapid Re-housing	25	NA	NA	NA	6	6	25		NA	NA
RRH	USVETS - SSVF Priority 1 Hawaii Rapid Re-housing	10	NA	NA	NA	10			10	NA	NA
RRH	USVETS - SSVF Priority 1 Kauai Rapid Re-housing	19	NA	NA	NA	8	3	13	8	NA	NA
RRH	USVETS - SSVF Priority 1 Maui Rapid Re-housing	14	NA	NA	NA	11	1	4	11	NA	NA
	PH - Rapid Re-Housing (Homeless)	118				62	13	64	29		
RRH	CCH - ESG RUSH Maui Rapid Re-Housing	17	NA	NA	NA	6	4	14		NA	NA
RRH	CCH - HPO Hawaii County Rapid Rehousing	10	NA	NA	NA	3	3	10		NA	NA
RRH	CCH - HPO Kauai County Rapid Rehousing	22	NA	NA	NA	9	4	14		NA	NA
RRH	CCH - HPO SHEG Hawaii Rapid Rehousing	3	NA	NA	NA	3				NA	NA
RRH	CCH - HPO SHEG Kauai Rapid Rehousing	2	NA	NA	NA	1	1	2		NA	NA
RRH	CCH - HPO SHEG Maui Rapid Rehousing	2	NA	NA	NA	1				NA	NA
RRH	FLC - Day 1 Kauai Rapid Rehousing	61	NA	NA	NA	15	15	61		NA	NA
RRH	FLC - ESG RUSH Maui Ohana Hope Village RRH	177	NA	NA	NA	49	30	146	2	NA	NA
RRH	FLC - HPO HPP Kauai Rapid Re-housing	10	NA	NA	NA	2	2	10		NA	NA
RRH	FLC - HPO HPP Maui Rapid Re-housing	4	NA	NA	NA	1	1	4		NA	NA
RRH	FLC - HPO RRH Rapid Re-Housing	9	NA	NA	NA	9				NA	NA
RRH	FLC - Kauai CoC Rapid Rehousing	2	NA	NA	NA	1	1	2		NA	NA
RRH	FLC - Kauai Elima RRH	1	NA	NA	NA	1				NA	NA
RRH	FLC - Maui County RAP Rapid Re-housing	4	NA	NA	NA	4				NA	NA
RRH	HOPE - HPO HPP Rapid Re-housing	54	NA	NA	NA	14	14	54		NA	NA

Census Information for Clients/Households Active in BTG Homeless Services Projects End of Month (Duplicated)

Type	Project Name	Clients	HIC Beds	HIC Vacancies	HIC Bed Util. Rate	HHS	Fam HHS	Fam Indiv	Vets	HPO Units	HPO Units Util. Rate
RRH	HOPE - New Start RRH	12	NA	NA	NA	6	4	10		NA	NA
RRH	USVETS - SSVF Priority 1 Hawaii Rapid Re-housing	2	NA	NA	NA	2			2	NA	NA
RRH	USVETS - SSVF Priority 1 Maui Rapid Re-housing	5	NA	NA	NA	2	1	4	2	NA	NA
	PH - Rapid Re-Housing (Housed)	397				129	80	331	6		
HO	FLC - Huliau Permanent Housing (County Funded)	47	52	5	90%	11	11	47		NA	NA
	PH - Housing Only	47	52	5	90%	11	11	47			
HWS	HOPE - Kino'ole Supportive Housing Program	13	14	1	93%	8	1	3		NA	NA
HWS	HOPE - Our Lady of Lourdes Kupuna Housing	1	10	9	10%	1				NA	NA
	PH - Housing with Services (no disability required)	14	24	10	58%	9	1	3			
PSH	CCH - HPO NI Housing First (Kauai)	14	14	0	100%	12				NA	NA
PSH	FLC - HPO NI Housing First	26	29	3	90%	19	2	8	1	NA	NA
PSH	FLC - Ohana One PSH CoC Program	80	80	0	100%	54	9	26	3	NA	NA
PSH	HIHR - PSH 1	45	49	4	92%	45			1	NA	NA
PSH	HIHR - Special NOFO PSH	5	5	0	100%	5				NA	NA
PSH	HOPE - Hale Kulike CoC Program PSH	17	18	1	94%	17			2	NA	NA
PSH	HOPE - HPO NI Housing First	63	77	14	82%	31	8	35		NA	NA
PSH	HOPE - Kukui S+C Program	70	74	4	95%	40	10	35	3	NA	NA
PSH	MAF - HOPWA Formula - PSH TBRA	33	33	0	100%	27	1	3	2	NA	NA
PSH	SHDC - Kulalani Group Home Hilo	1	1	0	100%	1				NA	NA
PSH	SHDC - Kulalani Group Home Kailua-Kona	0	2	2	0%	0				NA	NA
PSH	SHDC - Kulalani Group Home Kealahou	1	3	2	33%	1				NA	NA
	PH - Permanent Supportive Housing (disability required for entry)	355	385	30	92%	252	30	107	12		
	Grand Total	1946				1091	249	995	78		

Consent to Share - VI-SPDAT Assessments Completed in Month

Organization	Shared	Not Shared	Total Assessments	% Shared
Family Life Center	20		20	100%
Hawaii Island Home for Recovery	1		1	100%
HOPE Services Hawaii, Inc.	40		40	100%
Ka Hale A Ke Ola, Inc	13		13	100%
Kauai Economic Opportunity	3		3	100%
Neighborhood Place of Puna	5		5	100%
Grand Total	82	0	82	100%

Consent to Share - Adult Program Enrollments Completed in Month (Duplicated)

Organization	Shared	Not Shared	Total Enrollments	% Shared
Catholic Charities Hawaii	8	1	9	89%
Family Life Center	59	4	63	94%
Hawaii Island Home for Recovery	4		4	100%
HOPE Services Hawaii, Inc.	63	3	66	95%
Ka Hale A Ke Ola, Inc	40		40	100%
Legal Aid Society of Hawaii	2	3	5	40%
Mental Health Kokua	4	2	6	67%
Neighborhood Place of Puna	3		3	100%
Project Vision Hawaii	2		2	100%
USVETS	1		1	100%
Grand Total	186	13	199	93%

*SSO, SO, ES, TH, RRR, PSH, HP Project Types

Consent to Share - Adults Actively Enrolled End of Month (Duplicated)

Organization	Shared	Not Shared	Total Stayers	% Shared
Catholic Charities Hawaii	71	1	72	99%
Child and Family Service	1		1	100%
County of Hawaii	103		103	100%
County of Kauai	21		21	100%
County of Maui	48	2	50	96%
Family Life Center	642	109	751	85%
Hawaii Island Home for Recovery	50		50	100%
HOPE Services Hawaii, Inc.	577	22	599	96%
Ka Hale A Ke Ola, Inc	159	1	160	99%
Kauai Economic Opportunity	35		35	100%
Legal Aid Society of Hawaii	24	13	37	65%
Maui AIDS Foundation	12	33	45	27%
Maui Youth Family Services	0	4	4	0%
Mental Health Kokua	39	10	49	80%
Neighborhood Place of Puna	11		11	100%
Project Vision Hawaii	3	1	4	75%
Steadfast Housing Development Corporation	2		2	100%
USVETS	73	1	74	99%
YWCA	1		1	100%
Grand Total	1872	197	2069	90%

*SSO, SO, ES, TH, RRR, PSH, HP Project Types

Not Shared by Project - Adults Actively Enrolled End of Month (Duplicated)

Project	Not Shared	Total Stayers	% Not Shared
CCH - HPO Hawaii County Homeless Prevention	1	8	13%
FLC - HPO Maui Outreach District 1	5	64	8%
FLC - HPO Maui Outreach District 2	1	3	33%
FLC - Maui CIS Post-tenancy Services	27	31	87%
FLC - Maui CIS Pre-tenancy Services	52	60	87%
FLC - Molokai CIS Post-tenancy Services	2	2	100%
FLC - Molokai CIS Pre-tenancy Services	22	22	100%
HOPE - CIS Post-tenancy Services	14	40	35%
HOPE - CIS Pre-tenancy Services	4	53	8%
HOPE - GIA Assisted Community Treatment SSO	3	3	100%
HOPE - HPO HPP Rapid Re-housing	1	35	3%
KHAKO - Maui Memorial Medical Respite Beds	1	17	6%
LASH - HPO Hawaii County Legal Services	5	26	19%
LASH - HPO Kauai County Legal Services	8	11	73%
MAF - HOPWA Formula - PSH TBRA	25	32	78%
MAF - HOPWA Formula STRMU	8	13	62%
MHK - PATH Maui County Services Only Program	5	22	23%
MHK - PATH Maui County Street Outreach Program	5	27	19%
MYFS - BCP Homeless Prevention Program	4	4	100%
PHA - Maui Emergency Housing Voucher Program	2	50	4%
PVH - Kupanaha Medical Respite Beds (Maui)	1	4	25%
USVETS - SSVF Priority 1 Hawaii Rapid Re-housing	1	12	8%
Grand Total	197	539	37%

*SSO, SO, ES, TH, RRR, PSH, HP Project Types

Intake Timeliness Report - Clients Enrolled in Month (Duplicated)

Program Type	Program Name	Clients Enrolled	Avg Days to Input
Coordinated Assessment	Hawaii County VI SPDAT v3 Family	28	0.25
Coordinated Assessment	Hawaii County VI SPDAT v3 Individual	38	3.16
Coordinated Assessment	Hawaii County VI SPDAT v3 TAY	1	0.00
Coordinated Assessment	Kauai County VI SPDAT v3 Family	6	30.00
Coordinated Assessment	Kauai County VI SPDAT v3 Individual	7	5.57
Coordinated Assessment	Maui County VI SPDAT v3 Family	38	1.82
Coordinated Assessment	Maui County VI SPDAT v3 Individual	22	1.73
Coordinated Assessment	Maui County VI SPDAT v3 TAY	1	0.00
Emergency Shelter - Entry Exit	FLC - Ho'olanani Kauai ES	10	1.20
Emergency Shelter - Entry Exit	FLC - Ho'olanani Molokai ES	2	5.00
Emergency Shelter - Entry Exit	HOPE - HBMC Hale Maluhia Medical Respite Beds	2	5.50
Emergency Shelter - Entry Exit	HOPE - HPO East Hawaii Emergency Shelter (Hale Maluhia)	1	0.00
Emergency Shelter - Entry Exit	HOPE - HPO Kiheipua	7	1.57
Emergency Shelter - Entry Exit	HOPE - HPO Sacred Hearts Emergency Shelter	2	1.50
Emergency Shelter - Entry Exit	HOPE - HPO West Hawaii Emergency Housing Facility (WHEHF)	4	0.75
Emergency Shelter - Entry Exit	HOPE - Kahua Kahe Malie - Blue House (Ohana QI Funded)	1	6.00
Emergency Shelter - Entry Exit	HOPE - Kahua Kahe Malie - White House (HBMC/QI Funded)	4	9.00
Emergency Shelter - Entry Exit	HOPE - Keolahou Emergency Shelter	1	1.00
Emergency Shelter - Entry Exit	KHAKO - HPO Central ES Dorm	10	0.30
Emergency Shelter - Entry Exit	KHAKO - HPO Central ES Units	38	0.21
Emergency Shelter - Entry Exit	KHAKO - Maui Memorial Medical Respite Beds	10	0.90
Emergency Shelter - Entry Exit	NPP - HPO Family Assessment Center at Hale Iki	11	6.36
Emergency Shelter - Entry Exit	PVH - Kupanaha Medical Respite Beds (Maui)	2	4.50
Homelessness Prevention	CCH - HPO Hawaii County Homeless Prevention	1	0.00
Homelessness Prevention	CCH - HPO SHEG Hawaii Homeless Prevention	1	6.00
Homelessness Prevention	CCH - HPO SHEG Maui Homeless Prevention	8	5.00
Homelessness Prevention	FLC - HPO HPP Kauai Homelessness Prevention	5	21.00
Homelessness Prevention	FLC - HPO HPP Maui Homelessness Prevention	6	0.00
Homelessness Prevention	FLC - HPO RRH Homeless Prevention	8	0.00
Homelessness Prevention	FLC - Maui County RAP Homelessness Prevention	1	4.00
Homelessness Prevention	HOPE - ESG Homelessness Prevention	2	3.00
Homelessness Prevention	USVETS - SSVF Priority 1 Hawaii Homeless Prev	1	8.00
PH - Housing with Services (no disability required)	HOPE - Our Lady of Lourdes Kupuna Housing	1	1.00
PH - Permanent Supportive Housing (disability required for entry)	FLC - HPO NI Housing First	1	12.00
PH - Permanent Supportive Housing (disability required for entry)	HIHR - PSH 1	4	10.75
PH - Permanent Supportive Housing (disability required for entry)	HOPE - Hale Kulike CoC Program PSH	3	16.67
PH - Rapid Re-Housing	CCH - HPO SHEG Hawaii Rapid Rehousing	2	0.50
PH - Rapid Re-Housing	CCH - HPO SHEG Kauai Rapid Rehousing	2	24.00
PH - Rapid Re-Housing	FLC - Day 1 Kauai Rapid Rehousing	10	3.60
PH - Rapid Re-Housing	FLC - ESG RUSH Maui Ohana Hope Village RRH	13	1.77
PH - Rapid Re-Housing	FLC - HPO HPP Maui Rapid Re-housing	4	4.00
PH - Rapid Re-Housing	FLC - Kauai CoC Rapid Rehousing	6	56.00
PH - Rapid Re-Housing	FLC - Kauai Elima RRH	1	7.00
PH - Rapid Re-Housing	FLC - Maui County RAP Rapid Re-housing	4	18.00
Services Only	FLC - Kauai CIS Pre-tenancy Services	2	17.00
Services Only	HOPE - CCS Hawaii Island Post-tenancy SSO	6	8.83
Services Only	HOPE - CCS Hawaii Island Pre-tenancy SSO	1	6.00
Services Only	HOPE - CIS Post-tenancy Services	4	2.00
Services Only	HOPE - CIS Pre-tenancy Services	6	2.33
Services Only	HOPE - GIA Assisted Community Treatment SSO	3	1.00
Services Only	LASH - HPO Hawaii County Legal Services	2	40.00
Services Only	LASH - HPO Kauai County Legal Services	3	0.00
Services Only	MHK - PATH Maui County Services Only Program	1	12.00
Street Outreach	FLC - ESG RUSH Maui Street Outreach	7	0.86
Street Outreach	FLC - HPO Kauai Outreach District 1	2	17.00
Street Outreach	FLC - HPO Kauai Outreach District 3	3	16.33
Street Outreach	FLC - HPO Kauai Outreach District 4	1	8.00
Street Outreach	FLC - HPO Maui Outreach District 1	14	16.64
Street Outreach	FLC - HPO Maui Outreach District 3	3	8.00
Street Outreach	FLC - HPO Maui Outreach District 4	4	1.75
Street Outreach	FLC - HPO Maui Outreach District 5	3	15.33
Street Outreach	FLC - Molokai Street Outreach (County Funded)	2	0.00
Street Outreach	HOPE - HPO Hawaii Outreach District 4	11	2.27
Street Outreach	HOPE - HPO Hawaii Outreach District 8	5	3.40
Street Outreach	HOPE - Special NOFO Hawaii Street Outreach	7	1.86
Street Outreach	MHK - PATH Maui County Street Outreach Program	5	0.20
	Total	425	5.02

Exit Timeliness Report - Clients Exiting in Month (Duplicated)

Program Type	Program Name	Total Exited Clients	Avg Days to Exit
Coordinated Assessment	Hawaii County VI SPDAT v3 Family	48	4.56
Coordinated Assessment	Hawaii County VI SPDAT v3 Individual	46	3.91
Coordinated Assessment	Hawaii County VI SPDAT v3 TAY	5	0.00
Coordinated Assessment	Kauai County VI SPDAT v3 Family	4	12.00
Coordinated Assessment	Kauai County VI SPDAT v3 Individual	4	0.00
Coordinated Assessment	Maui County VI SPDAT v3 Family	49	5.78
Coordinated Assessment	Maui County VI SPDAT v3 Individual	75	1.07
Coordinated Assessment	Maui County VI SPDAT v3 TAY	1	0.00
Emergency Shelter - Entry Exit	FLC - Ho'olanani Kauai ES	4	12.00
Emergency Shelter - Entry Exit	FLC - Ho'olanani Molokai ES	2	5.50
Emergency Shelter - Entry Exit	FLC - HPO Ho'olanani	1	25.00
Emergency Shelter - Entry Exit	HOPE - Hawaii County Hale Maluhia ES	1	3.00
Emergency Shelter - Entry Exit	HOPE - HBMC Hale Maluhia Medical Respite Beds	3	1.33
Emergency Shelter - Entry Exit	HOPE - HPO Kiheipua	5	0.00
Emergency Shelter - Entry Exit	HOPE - HPO Sacred Hearts Emergency Shelter	2	0.00
Emergency Shelter - Entry Exit	HOPE - HPO West Hawaii Emergency Housing Facility (WHEHF)	1	0.00
Emergency Shelter - Entry Exit	HOPE - Kahua Kahe Malie - White House (HBMC/QI Funded)	4	3.75
Emergency Shelter - Entry Exit	HOPE - Keolahou Emergency Shelter	4	0.50
Emergency Shelter - Entry Exit	HOPE - Wilder House ES	2	2.00
Emergency Shelter - Entry Exit	KEO - HPO Mana'olana Emergency	1	0.00
Emergency Shelter - Entry Exit	KHAKO - HPO Central ES Dorm	9	0.44
Emergency Shelter - Entry Exit	KHAKO - HPO Central ES Units	21	0.29
Emergency Shelter - Entry Exit	KHAKO - Maui Memorial Medical Respite Beds	9	0.33
Emergency Shelter - Entry Exit	NPP - HPO Family Assessment Center at Hale Iki	6	28.33
Emergency Shelter - Entry Exit	USVETS - BP Hilo HOPTEL Program	1	40.00
Emergency Shelter - Entry Exit	USVETS - BP Kona HOPTEL Program	1	42.00
Homelessness Prevention	CCH - HPO SHEG Maui Homeless Prevention	4	34.00
Homelessness Prevention	FLC - HPO RRH Homeless Prevention	2	1.00
Homelessness Prevention	FLC - Maui County RAP Homelessness Prevention	7	4.71
Homelessness Prevention	HOPE - HPO HPP Homelessness Prevention	3	7.00
Homelessness Prevention	USVETS - SSVF Priority 1 Hawaii Homeless Prev	3	20.00
PH - Permanent Supportive Housing (disability required for entry)	FLC - Ohana One PSH CoC Program	1	26.00
PH - Permanent Supportive Housing (disability required for entry)	HIHR - PSH 1	1	12.00
PH - Permanent Supportive Housing (disability required for entry)	HOPE - Hale Kulike CoC Program PSH	1	2.00
PH - Rapid Re-Housing	CCH - HPO Hawaii County Rapid Rehousing	3	0.00
PH - Rapid Re-Housing	FLC - Day 1 Kauai Rapid Rehousing	13	4.23
PH - Rapid Re-Housing	FLC - ESG RUSH Maui Ohana Hope Village RRH	10	3.50
PH - Rapid Re-Housing	FLC - HPO HPP Maui Rapid Re-housing	11	0.36
PH - Rapid Re-Housing	FLC - HPO RRH Rapid Re-Housing	14	7.07
PH - Rapid Re-Housing	FLC - Kauai Elima RRH	3	8.33
PH - Rapid Re-Housing	FLC - Maui County RAP Rapid Re-housing	6	3.33
PH - Rapid Re-Housing	HOPE - HPO HPP Rapid Re-housing	14	4.93
PH - Rapid Re-Housing	USVETS - SSVF Priority 1 Hawaii Rapid Re-housing	2	16.00
PH - Rapid Re-Housing	USVETS - SSVF Priority 1 Maui Rapid Re-housing	1	1.00
Services Only	HOPE - CCS Hawaii Island Pre-tenancy SSO	2	9.00
Services Only	HOPE - CIS Post-tenancy Services	1	71.00
Services Only	HOPE - CIS Pre-tenancy Services	6	6.67
Services Only	HOPE - GIA Assisted Community Treatment SSO	1	1.00
Services Only	LASH - HPO Hawaii County Legal Services	2	0.00
Services Only	MHK - PATH Maui County Services Only Program	3	15.67
Street Outreach	FLC - ESG RUSH Kauai Street Outreach	7	1.14
Street Outreach	FLC - ESG RUSH Maui Street Outreach	23	4.22
Street Outreach	FLC - HPO Kauai Outreach District 1	1	27.00
Street Outreach	FLC - HPO Kauai Outreach District 2	1	40.00
Street Outreach	FLC - HPO Kauai Outreach District 3	5	43.00
Street Outreach	FLC - HPO Kauai Outreach District 4	4	27.50
Street Outreach	FLC - HPO Kauai Outreach District 5	6	19.00
Street Outreach	FLC - HPO Maui Outreach District 1	146	1.44
Street Outreach	FLC - HPO Maui Outreach District 2	20	0.70
Street Outreach	FLC - HPO Maui Outreach District 3	22	0.77
Street Outreach	FLC - HPO Maui Outreach District 4	14	0.29
Street Outreach	FLC - HPO Maui Outreach District 5	33	1.61
Street Outreach	FLC - Molokai Street Outreach (County Funded)	4	3.00
Street Outreach	FLC - Special NOFO Maui Street Outreach	1	0.00
Street Outreach	HOPE - ESG RUSH Street Outreach	13	1.00
Street Outreach	HOPE - HPO Hawaii Outreach District 4	2	16.00
Street Outreach	HOPE - HPO Hawaii Outreach District 5	1	0.00
Street Outreach	HOPE - HPO Hawaii Outreach District 6	1	19.00
Street Outreach	HOPE - HPO Hawaii Outreach District 8	3	18.67
Street Outreach	HOPE - Special NOFO Hawaii Street Outreach	1	1.00
Street Outreach	MHK - PATH Maui County Street Outreach Program	3	15.67
	Total	734	4.20