

HMIS Census, Consent, Timeliness Reports Bridging The Gap Continuum of Care (BTG) February 2026

Clients Active in Homeless Services Projects at End of Month (Last 12 Months; Unduplicated)

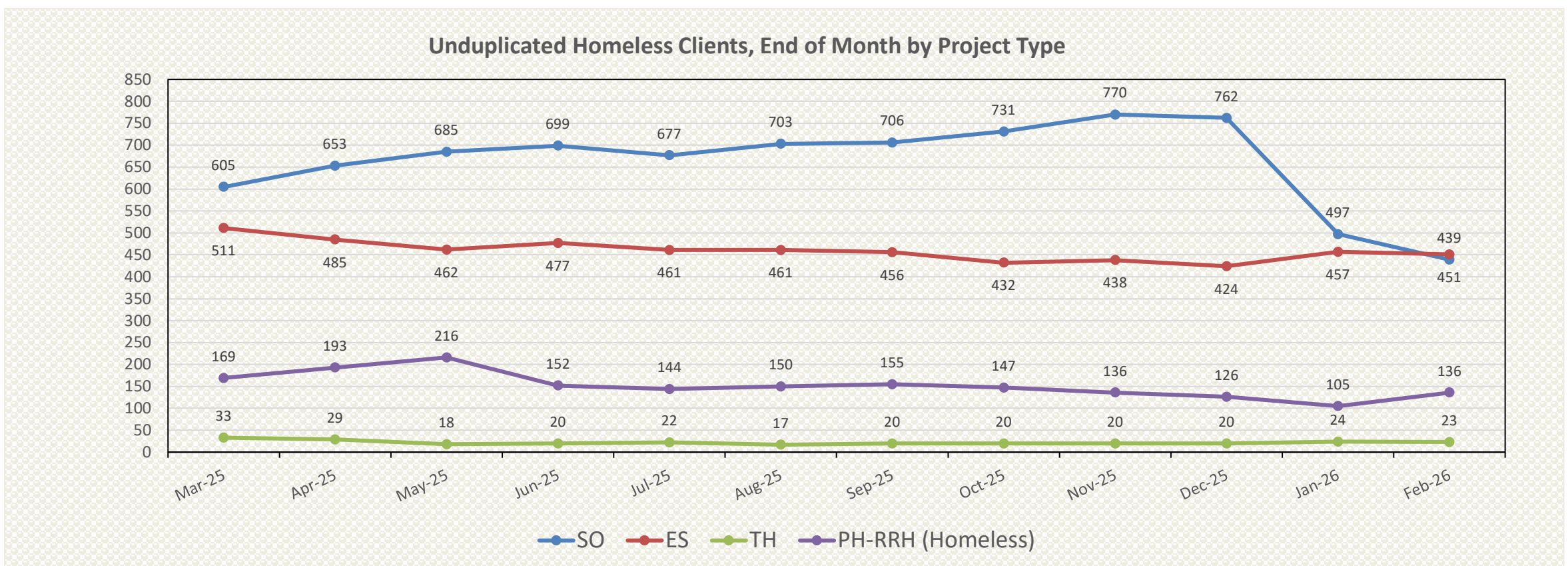
Month	SO	ES	TH	PH-RRH (Homeless)	PH-RRH (Housed)	PH-PSH	PH-Housing Only	PH-Housing w/ Services	Homeless Total	Grand Total
Mar-25	605	511	33	169	211	359	NA	NA	1,318	1,888
Apr-25	653	485	29	193	296	367	46	NA	1,360	2,069
May-25	685	462	18	216	299	360	42	NA	1,381	2,082
Jun-25	699	477	20	152	348	360	40	11	1,348	2,107
Jul-25	677	461	22	144	353	363	40	11	1,304	2,071
Aug-25	703	461	17	150	368	372	40	11	1,331	2,122
Sep-25	706	456	20	155	387	370	45	12	1,337	2,151
Oct-25	731	432	20	147	434	362	45	12	1,330	2,183
Nov-25	770	438	20	136	431	350	45	13	1,364	2,203
Dec-25	762	424	20	126	415	354	47	13	1,332	2,161
Jan-26	497	457	24	105	397	353	47	14	1,083	1,894
Feb-26	439	451	23	136	386	353	47	18	1,049	1,853

Clients Active in Homeless Services Projects at End of Month (Unduplicated by Project Type)

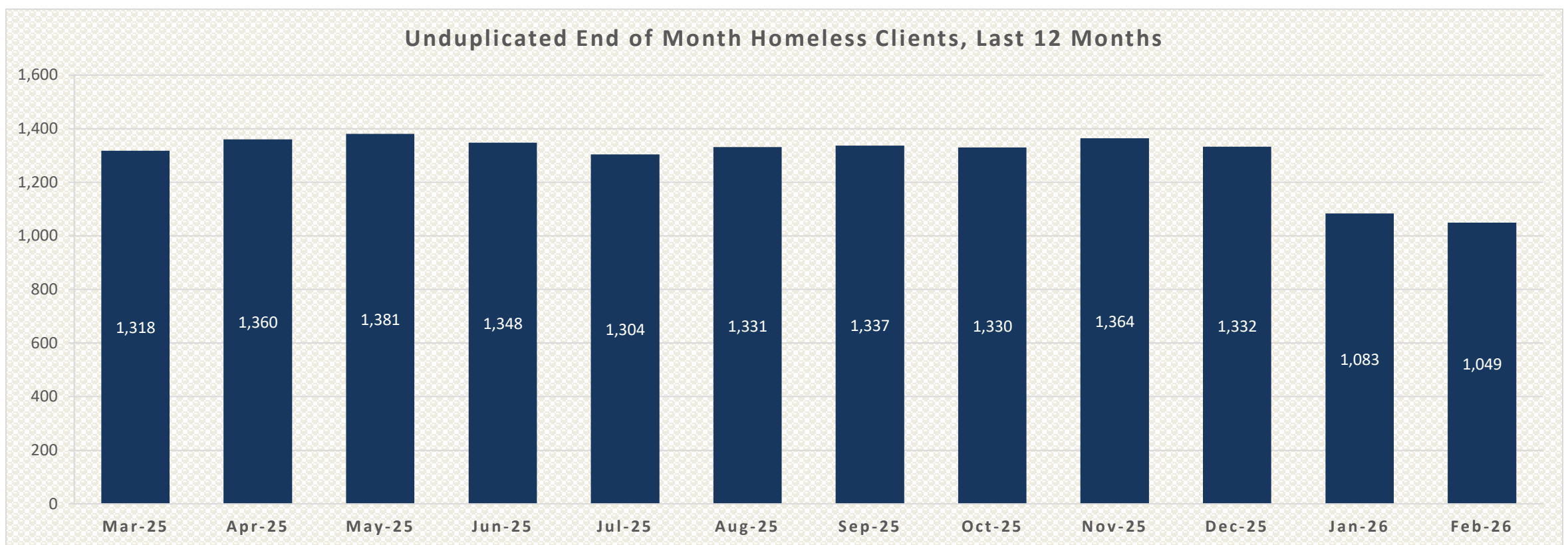
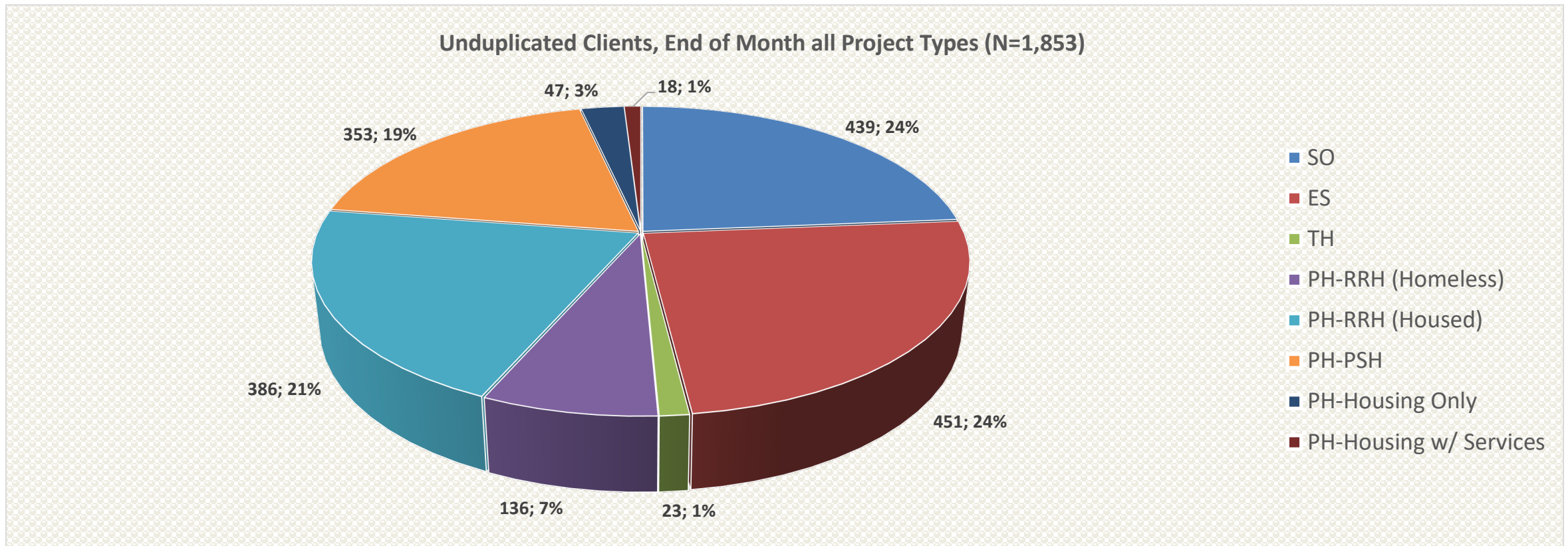
Month	SO	ES	TH	PH-RRH (Homeless)	PH-RRH (Housed)	PH-PSH	PH-Housing Only	PH-Housing w/ Services	Homeless Total	Grand Total
Apr-25	708	514	36	194	296	378	46	NA	1,452	2,172
May-25	744	479	22	216	305	373	42	NA	1,461	2,181
Jun-25	749	499	21	160	366	370	40	11	1,429	2,216
Jul-25	721	487	22	153	374	373	40	11	1,383	2,181
Aug-25	732	481	17	159	377	384	40	11	1,389	2,201
Sep-25	743	487	20	163	419	375	45	12	1,413	2,264
Oct-25	773	482	20	141	465	369	45	12	1,416	2,307
Nov-25	800	484	20	145	438	357	45	13	1,449	2,302
Dec-25	766	441	20	119	467	353	47	13	1,346	2,226
Jan-26	509	464	24	112	405	358	47	14	1,109	1,933
Feb-26	463	474	23	152	387	356	47	18	1,112	1,920

Clients Active in Homeless Services Projects at End of Month (Duplicated)

Month	SO	ES	TH	PH-RRH (Homeless)	PH-RRH (Housed)	PH-PSH	PH-Housing Only	PH-Housing w/ Services	Homeless Total	Grand Total
Apr-25	777	517	36	199	296	378	46	NA	1,529	2,249
May-25	814	479	22	221	300	372	42	NA	1,536	2,250
Jun-25	806	496	20	158	354	370	40	11	1,480	2,255
Jul-25	764	482	22	151	354	373	40	11	1,419	2,197
Aug-25	782	481	17	164	369	384	40	11	1,444	2,248
Sep-25	790	486	20	167	392	371	45	12	1,463	2,283
Oct-25	820	480	20	159	439	364	45	12	1,479	2,339
Nov-25	827	484	20	145	436	354	45	13	1,476	2,324
Dec-25	799	437	20	132	418	355	47	13	1,388	2,221
Jan-26	527	464	24	118	397	355	47	14	1,133	1,946
Feb-26	482	474	23	152	386	355	47	18	1,131	1,937



HMIS Census, Consent, Timeliness Reports Bridging The Gap Continuum of Care (BTG) February 2026



Census Information for Clients/Households Active in BTG Homeless Services Projects End of Month (Duplicated)

Type	Project Name	Clients	HIC Beds	HIC Vacancies	HIC Bed Util. Rate	HHS	Fam HHS	Fam Indiv	Vets	HPO Units	HPO Units Util. Rate
SO	FLC - ESG RUSH Kauai Street Outreach	32	NA	NA	NA	16	5	20	1	NA	NA
SO	FLC - ESG RUSH Maui Street Outreach	37	NA	NA	NA	28	1	3	1	NA	NA
SO	FLC - HPO Kauai Outreach District 1	32	NA	NA	NA	16	4	17		NA	NA
SO	FLC - HPO Kauai Outreach District 2	1	NA	NA	NA	1				NA	NA
SO	FLC - HPO Kauai Outreach District 3	79	NA	NA	NA	44	8	32		NA	NA
SO	FLC - HPO Kauai Outreach District 4	20	NA	NA	NA	12	3	9		NA	NA
SO	FLC - HPO Kauai Outreach District 5	1	NA	NA	NA	1				NA	NA
SO	FLC - HPO Maui Outreach District 1	74	NA	NA	NA	49	9	28	5	NA	NA
SO	FLC - HPO Maui Outreach District 2	3	NA	NA	NA	2				NA	NA
SO	FLC - HPO Maui Outreach District 3	9	NA	NA	NA	7	1	3	1	NA	NA
SO	FLC - HPO Maui Outreach District 4	9	NA	NA	NA	6	1	3		NA	NA
SO	FLC - HPO Maui Outreach District 5	18	NA	NA	NA	15			2	NA	NA
SO	FLC - Molokai Street Outreach (County Funded)	19	NA	NA	NA	10	3	8		NA	NA
SO	FLC - Special NOFO Maui Street Outreach	5	NA	NA	NA	4				NA	NA
SO	HOPE - HPO Hawaii Outreach District 2	2	NA	NA	NA	2				NA	NA
SO	HOPE - HPO Hawaii Outreach District 4	38	NA	NA	NA	38			4	NA	NA
SO	HOPE - HPO Hawaii Outreach District 5	2	NA	NA	NA	2				NA	NA
SO	HOPE - HPO Hawaii Outreach District 6	1	NA	NA	NA	1				NA	NA
SO	HOPE - HPO Hawaii Outreach District 8	23	NA	NA	NA	23				NA	NA
SO	HOPE - Special NOFO Hawaii Street Outreach	52	NA	NA	NA	51			3	NA	NA
SO	MHK - PATH Maui County Street Outreach Program	25	NA	NA	NA	25				NA	NA
	Street Outreach	482				353	35	123	17		
ES	FLC - Ho'olanani Kauai ES	6	8	2	75%	1	1	6			
ES	FLC - Ho'olanani Molokai ES	3	4	1	75%	2	1	2			
ES	FLC - HPO Ho'olanani	8	14	6	57%	2	1	7			
ES	HOPE - Hawaii County Hale Maluhia ES	6	6	0	100%	6					
ES	HOPE - Hawaii County WHEHP ES	3	4	1	75%	3					
ES	HOPE - HBMC Hale Maluhia Medical Respite Beds	2	4	2	50%	2			2		
ES	HOPE - HPO East Hawaii Emergency Shelter (Hale Maluhia)	16	16	0	100%	16					
ES	HOPE - HPO Kiheipua	48	54	6	89%	10	9	46		12	83%
ES	HOPE - HPO Sacred Hearts Emergency Shelter	9	10	1	90%	9			1		
ES	HOPE - HPO West Hawaii Emergency Housing Facility (WHEHF)	22	22	0	100%	22					
ES	HOPE - Kahua Kahe Malie - Blue House (Ohana QI Funded)	6	8	2	75%	6					
ES	HOPE - Kahua Kahe Malie - White House (HBMC/QI Funded)	5	10	5	50%	5					
ES	HOPE - Keolahou Emergency Shelter	15	38	23	39%	15					
ES	HOPE - Kuleana House ES	3	4	1	75%	1	1	3			
ES	HOPE - Wilder House ES	3	8	5	38%	3					
ES	KEO - HPO Mana'olana Emergency	30	32	2	94%	20	3	13	1		
ES	KHAKO - HPO Central ES Dorm	38	42	4	90%	38			5		
ES	KHAKO - HPO Central ES Units	202	206	4	98%	60	47	176	3	62	97%
ES	KHAKO - Maui Memorial Medical Respite Beds	15	15	0	100%	15					
ES	NPP - HPO Family Assessment Center at Hale Iki	28	32	4	88%	8	8	28		10	80%
ES	PVH - Kupanaha Medical Respite Beds (Maui)	4	8	4	50%	4			1		
ES	USVETS - BP Hilo HOPTEL Program	0	5	5	0%	0					
ES	USVETS - BP Kona HOPTEL Program	2	5	3	40%	2			2		
	Emergency Shelter - Entry Exit	474	555	81	85%	250	71	281	15	84	93%
TH	KEO - HPO Komohana Group Home TH	6	7	1	86%	5				6	83%
TH	KEO - HPO Mana'olana Transitional Housing	17	26	9	65%	6	3	14		10	60%
	Transitional Housing (TH)	23	33	10	70%	11	3	14		16	69%
RRH	CCH - ESG RUSH Maui Rapid Re-Housing	1	NA	NA	NA	1				NA	NA
RRH	CCH - HPO Hawaii County Rapid Rehousing	14	NA	NA	NA	3	2	11		NA	NA
RRH	CCH - HPO Kauai County Rapid Rehousing	4	NA	NA	NA	4				NA	NA
RRH	CCH - HPO SHEG Hawaii Rapid Rehousing	5	NA	NA	NA	5				NA	NA
RRH	CCH - HPO SHEG Kauai Rapid Rehousing	1	NA	NA	NA	1				NA	NA
RRH	FLC - Day 1 Kauai Rapid Rehousing	8	NA	NA	NA	1	1	8		NA	NA
RRH	FLC - HPO HPP Maui Rapid Re-housing	14	NA	NA	NA	3	3	14		NA	NA
RRH	FLC - Kauai CoC Rapid Rehousing	13	NA	NA	NA	5	2	9		NA	NA
RRH	FLC - Kauai Elima RRH	13	NA	NA	NA	6	2	7		NA	NA
RRH	FLC - Maui County RAP Rapid Re-housing	7	NA	NA	NA	6				NA	NA
RRH	HOPE - ESG Rapid Re-housing	2	NA	NA	NA	1	1	2		NA	NA
RRH	HOPE - HPO HPP Rapid Re-housing	25	NA	NA	NA	6	6	25		NA	NA
RRH	USVETS - SSVF Priority 1 Hawaii Rapid Re-housing	9	NA	NA	NA	9			9	NA	NA
RRH	USVETS - SSVF Priority 1 Kauai Rapid Re-housing	22	NA	NA	NA	9	3	15	9	NA	NA
RRH	USVETS - SSVF Priority 1 Maui Rapid Re-housing	14	NA	NA	NA	11	1	4	11	NA	NA
	PH - Rapid Re-Housing (Homeless)	152				71	21	95	29		
RRH	CCH - ESG RUSH Maui Rapid Re-Housing	17	NA	NA	NA	6	4	14		NA	NA
RRH	CCH - HPO Hawaii County Rapid Rehousing	10	NA	NA	NA	3	3	10		NA	NA
RRH	CCH - HPO Kauai County Rapid Rehousing	22	NA	NA	NA	9	4	14		NA	NA
RRH	CCH - HPO SHEG Hawaii Rapid Rehousing	5	NA	NA	NA	5				NA	NA
RRH	CCH - HPO SHEG Kauai Rapid Rehousing	2	NA	NA	NA	1	1	2		NA	NA
RRH	CCH - HPO SHEG Maui Rapid Rehousing	2	NA	NA	NA	1				NA	NA
RRH	FLC - Day 1 Kauai Rapid Rehousing	44	NA	NA	NA	11	11	44		NA	NA
RRH	FLC - ESG RUSH Maui Ohana Hope Village RRH	178	NA	NA	NA	50	30	146	2	NA	NA
RRH	FLC - HPO HPP Kauai Rapid Re-housing	10	NA	NA	NA	2	2	10		NA	NA
RRH	FLC - HPO HPP Maui Rapid Re-housing	10	NA	NA	NA	2	2	10		NA	NA
RRH	FLC - HPO RRH Rapid Re-Housing	8	NA	NA	NA	8				NA	NA
RRH	FLC - Kauai CoC Rapid Rehousing	2	NA	NA	NA	1	1	2		NA	NA
RRH	FLC - Kauai Elima RRH	1	NA	NA	NA	1				NA	NA

Census Information for Clients/Households Active in BTG Homeless Services Projects End of Month (Duplicated)

Type	Project Name	Clients	HIC Beds	HIC Vacancies	HIC Bed Util. Rate	HHs	Fam HHs	Fam Indiv	Vets	HPO Units	HPO Units Util. Rate
RRH	FLC - Maui County RAP Rapid Re-housing	12	NA	NA	NA	11				NA	NA
RRH	HOPE - HPO HPP Rapid Re-housing	46	NA	NA	NA	12	12	46		NA	NA
RRH	HOPE - New Start RRH	12	NA	NA	NA	6	4	10		NA	NA
RRH	USVETS - SSVF Priority 1 Maui Rapid Re-housing	5	NA	NA	NA	2	1	4	2	NA	NA
	PH - Rapid Re-Housing (Housed)	386				131	75	312	4		
HO	FLC - Huliau Permanent Housing (County Funded)	47	52	5	90%	11	11	47		NA	NA
	PH - Housing Only	47	52	5	90%	11	11	47			
HWS	HOPE - Kino'ole Supportive Housing Program	13	14	1	93%	8	1	3		NA	NA
	HOPE - Our Lady of Lourdes Kupuna Housing	5	10	5	50%	5				NA	NA
	PH - Housing with Services (no disability required)	18	24	6	75%	13	1	3			
PSH	CCH - HPO NI Housing First (Kauai)	14	14	0	100%	12				NA	NA
PSH	FLC - HPO NI Housing First	24	29	5	83%	17	2	8	1	NA	NA
PSH	FLC - Ohana One PSH CoC Program	80	80	0	100%	54	9	26	3	NA	NA
PSH	HIHR - PSH 1	45	49	4	92%	45			1	NA	NA
PSH	HIHR - Special NOFO PSH	5	5	0	100%	5				NA	NA
PSH	HOPE - Hale Kulike CoC Program PSH	17	18	1	94%	17			2	NA	NA
PSH	HOPE - HPO NI Housing First	62	77	15	81%	30	8	35		NA	NA
PSH	HOPE - Kukui S+C Program	73	74	1	99%	41	11	38	3	NA	NA
PSH	MAF - HOPWA Formula - PSH TBRA	33	33	0	100%	27	1	3	2	NA	NA
PSH	SHDC - Kulalani Group Home Hilo	1	1	0	100%	1				NA	NA
PSH	SHDC - Kulalani Group Home Kailua-Kona	0	2	2	0%	0				NA	NA
PSH	SHDC - Kulalani Group Home Kealahou	1	3	2	33%	1				NA	NA
	PH - Permanent Supportive Housing (disability required for entry)	355	385	30	92%	250	31	110	12		
	Grand Total	1937				1090	248	985	77		

Consent to Share - VI-SPDAT Assessments Completed in Month

Organization	Shared	Not Shared	Total Assessments	% Shared
Family Life Center	19		19	100%
HOPE Services Hawaii, Inc.	39		39	100%
Ka Hale A Ke Ola, Inc	22		22	100%
Kauai Economic Opportunity	1		1	100%
Grand Total	81	0	81	100%

Consent to Share - Adult Program Enrollments Completed in Month (Duplicated)

Organization	Shared	Not Shared	Total Enrollments	% Shared
Catholic Charities Hawaii	12		12	100%
Family Life Center	67	4	71	94%
Hawaii Island Home for Recovery	1		1	100%
HOPE Services Hawaii, Inc.	65		65	100%
Ka Hale A Ke Ola, Inc	30		30	100%
Kauai Economic Opportunity	5		5	100%
Legal Aid Society of Hawaii	2		2	100%
Mental Health Kokua	6	2	8	75%
USVETS	3		3	100%
Grand Total	191	6	197	97%

*SSO, SO, ES, TH, RRH, PSH, HP Project Types

Consent to Share - Adults Actively Enrolled End of Month (Duplicated)

Organization	Shared	Not Shared	Total Stayers	% Shared
Catholic Charities Hawaii	81	1	82	99%
Child and Family Service	1		1	100%
County of Hawaii	105		105	100%
County of Kauai	21		21	100%
County of Maui	48	2	50	96%
Family Life Center	627	106	733	86%
Hawaii Island Home for Recovery	50		50	100%
HOPE Services Hawaii, Inc.	557	21	578	96%
Ka Hale A Ke Ola, Inc	169		169	100%
Kauai Economic Opportunity	38		38	100%
Legal Aid Society of Hawaii	17	6	23	74%
Maui AIDS Foundation	12	33	45	27%
Maui Youth Family Services	0	4	4	0%
Mental Health Kokua	42	10	52	81%
Neighborhood Place of Puna	11		11	100%
Project Vision Hawaii	3	1	4	75%
Steadfast Housing Development Corporation	2		2	100%
USVETS	73	1	74	99%
YWCA	1		1	100%
Grand Total	1858	185	2043	91%

*SSO, SO, ES, TH, RRH, PSH, HP Project Types

Not Shared by Project - Adults Actively Enrolled End of Month (Duplicated)

Project	Not Shared	Total Stayers	% Not Shared
CCH - HPO Hawaii County Homeless Prevention	1	8	13%
FLC - ESG RUSH Maui Street Outreach	2	35	6%
FLC - HPO Maui Outreach District 1	5	61	8%
FLC - Maui CIS Post-tenancy Services	33	40	83%
FLC - Maui CIS Pre-tenancy Services	45	52	87%
FLC - Molokai CIS Post-tenancy Services	1	1	100%
FLC - Molokai CIS Pre-tenancy Services	20	20	100%
HOPE - CIS Post-tenancy Services	14	44	32%
HOPE - CIS Pre-tenancy Services	3	57	5%
HOPE - GIA Assisted Community Treatment SSO	3	3	100%
HOPE - HPO HPP Rapid Re-housing	1	31	3%
LASH - HPO Hawaii County Legal Services	1	16	6%
LASH - HPO Kauai County Legal Services	5	7	71%
MAF - HOPWA Formula - PSH TBRA	25	32	78%
MAF - HOPWA Formula STRMU	8	13	62%
MHK - PATH Maui County Services Only Program	6	27	22%
MHK - PATH Maui County Street Outreach Program	4	25	16%
MYFS - BCP Homeless Prevention Program	4	4	100%
PHA - Maui Emergency Housing Voucher Program	2	50	4%
PVH - Kupanaha Medical Respite Beds (Maui)	1	4	25%
USVETS - SSVF Priority 1 Hawaii Rapid Re-housing	1	9	11%
Grand Total	185	539	34%

*SSO, SO, ES, TH, RRH, PSH, HP Project Types

Intake Timeliness Report - Clients Enrolled in Month (Duplicated)

Program Type	Program Name	Clients Enrolled	Avg Days to Input
Coordinated Assessment	Hawaii County VI SPDAT v3 Family	11	0.91
Coordinated Assessment	Hawaii County VI SPDAT v3 Individual	36	1.78
Coordinated Assessment	Kauai County VI SPDAT v3 Family	7	4.57
Coordinated Assessment	Kauai County VI SPDAT v3 Individual	3	1.33
Coordinated Assessment	Maui County VI SPDAT v3 Family	35	1.63
Coordinated Assessment	Maui County VI SPDAT v3 Individual	35	2.60
Emergency Shelter - Entry Exit	FLC - Ho'olanani Molokai ES	1	2.00
Emergency Shelter - Entry Exit	FLC - HPO Ho'olanani	14	0.50
Emergency Shelter - Entry Exit	HOPE - Hawaii County Hale Maluhia ES	2	0.50
Emergency Shelter - Entry Exit	HOPE - Hawaii County WHEHP ES	1	11.00
Emergency Shelter - Entry Exit	HOPE - HPO East Hawaii Emergency Shelter (Hale Maluhia)	2	1.00
Emergency Shelter - Entry Exit	HOPE - HPO Kiheipua	5	1.60
Emergency Shelter - Entry Exit	HOPE - HPO Sacred Hearts Emergency Shelter	2	1.50
Emergency Shelter - Entry Exit	HOPE - HPO West Hawaii Emergency Housing Facility (WHEHF)	3	0.67
Emergency Shelter - Entry Exit	HOPE - Kahua Kahe Malie - White House (HBMC/QI Funded)	1	14.00
Emergency Shelter - Entry Exit	HOPE - Keolahou Emergency Shelter	6	1.00
Emergency Shelter - Entry Exit	KEO - HPO Mana'olana Emergency	5	2.20
Emergency Shelter - Entry Exit	KHAKO - HPO Central ES Dorm	16	0.00
Emergency Shelter - Entry Exit	KHAKO - HPO Central ES Units	12	0.00
Emergency Shelter - Entry Exit	KHAKO - Maui Memorial Medical Respite Beds	6	1.00
Homelessness Prevention	CCH - HPO Hawaii County Homeless Prevention	1	0.00
Homelessness Prevention	FLC - HPO RRH Homeless Prevention	11	0.91
Homelessness Prevention	HOPE - ESG Homelessness Prevention	16	1.94
Homelessness Prevention	USVETS - SSVF Priority 1 Hawaii Homeless Prev	1	0.00
PH - Housing with Services (no disability required)	HOPE - Our Lady of Lourdes Kupuna Housing	4	3.00
PH - Permanent Supportive Housing (disability required for entry)	HIHR - PSH 1	1	6.00
PH - Permanent Supportive Housing (disability required for entry)	HOPE - Kukui S+C Program	3	4.00
PH - Rapid Re-Housing	CCH - HPO Hawaii County Rapid Rehousing	11	0.45
PH - Rapid Re-Housing	CCH - HPO Kauai County Rapid Rehousing	2	3.00
PH - Rapid Re-Housing	CCH - HPO SHEG Hawaii Rapid Rehousing	2	5.50
PH - Rapid Re-Housing	CCH - HPO SHEG Kauai Rapid Rehousing	1	16.00
PH - Rapid Re-Housing	FLC - HPO HPP Maui Rapid Re-housing	20	1.00
PH - Rapid Re-Housing	FLC - Kauai CoC Rapid Rehousing	6	1.00
PH - Rapid Re-Housing	FLC - Kauai Elima RRH	10	2.00
PH - Rapid Re-Housing	FLC - Maui County RAP Rapid Re-housing	1	1.00
PH - Rapid Re-Housing	HOPE - ESG Rapid Re-housing	2	5.00
PH - Rapid Re-Housing	HOPE - HPO HPP Rapid Re-housing	2	7.00
PH - Rapid Re-Housing	USVETS - SSVF Priority 1 Kauai Rapid Re-housing	3	8.33
Services Only	FLC - Kauai CIS Pre-tenancy Services	2	16.00
Services Only	FLC - Ke Alanui o Ka Hale Drop-In Center	2	32.00
Services Only	HOPE - CCS Hawaii Island Post-tenancy SSO	2	0.00
Services Only	HOPE - CCS Hawaii Island Pre-tenancy SSO	1	1.00
Services Only	HOPE - CIS Post-tenancy Services	6	7.00
Services Only	HOPE - CIS Pre-tenancy Services	12	5.67
Services Only	LASH - HPO Hawaii County Legal Services	2	0.00
Services Only	MHK - PATH Maui County Services Only Program	8	1.13
Street Outreach	FLC - ESG RUSH Maui Street Outreach	2	9.00
Street Outreach	FLC - HPO Kauai Outreach District 1	1	5.00
Street Outreach	FLC - HPO Kauai Outreach District 3	5	5.60
Street Outreach	FLC - HPO Kauai Outreach District 4	4	6.25
Street Outreach	FLC - HPO Maui Outreach District 1	13	9.77
Street Outreach	FLC - HPO Maui Outreach District 2	1	2.00
Street Outreach	FLC - HPO Maui Outreach District 3	1	8.00
Street Outreach	FLC - HPO Maui Outreach District 4	2	4.00
Street Outreach	FLC - HPO Maui Outreach District 5	7	6.29
Street Outreach	FLC - Special NOFO Maui Street Outreach	1	11.00
Street Outreach	HOPE - HPO Hawaii Outreach District 4	1	2.00
Street Outreach	HOPE - HPO Hawaii Outreach District 5	1	2.00
Street Outreach	HOPE - HPO Hawaii Outreach District 8	4	3.25
Street Outreach	HOPE - Special NOFO Hawaii Street Outreach	7	2.00
	Total	385	2.75

Exit Timeliness Report - Clients Exiting in Month (Duplicated)

Program Type	Program Name	Total Exited Clients	Avg Days to Exit
Coordinated Assessment	Hawaii County VI SPDAT v3 Family	20	0.95
Coordinated Assessment	Hawaii County VI SPDAT v3 Individual	36	2.36
Coordinated Assessment	Kauai County VI SPDAT v3 Family	18	6.44
Coordinated Assessment	Kauai County VI SPDAT v3 Individual	5	3.60
Coordinated Assessment	Maui County VI SPDAT v3 Family	26	0.23
Coordinated Assessment	Maui County VI SPDAT v3 Individual	45	0.04
Emergency Shelter - Entry Exit	FLC - Ho'olanani Molokai ES	2	2.00
Emergency Shelter - Entry Exit	FLC - HPO Ho'olanani	9	1.33
Emergency Shelter - Entry Exit	HOPE - Hawaii County Hale Maluhia ES	1	0.00
Emergency Shelter - Entry Exit	HOPE - HBMC Hale Maluhia Medical Respite Beds	1	7.00
Emergency Shelter - Entry Exit	HOPE - HPO East Hawaii Emergency Shelter (Hale Maluhia)	2	0.00
Emergency Shelter - Entry Exit	HOPE - HPO Kiheipua	12	0.00
Emergency Shelter - Entry Exit	HOPE - HPO Sacred Hearts Emergency Shelter	2	0.50
Emergency Shelter - Entry Exit	HOPE - HPO West Hawaii Emergency Housing Facility (WHEHF)	3	2.33
Emergency Shelter - Entry Exit	HOPE - Kahua Kahe Malie - White House (HBMC/QI Funded)	1	6.00
Emergency Shelter - Entry Exit	HOPE - Keolahou Emergency Shelter	4	0.00
Emergency Shelter - Entry Exit	HOPE - Wilder House ES	2	0.50
Emergency Shelter - Entry Exit	KEO - HPO Mana'olana Emergency	1	18.00
Emergency Shelter - Entry Exit	KHAKO - HPO Central ES Dorm	9	0.67
Emergency Shelter - Entry Exit	KHAKO - HPO Central ES Units	8	0.00
Emergency Shelter - Entry Exit	KHAKO - Maui Memorial Medical Respite Beds	8	1.13
Homelessness Prevention	CCH - HPO Hawaii County Homeless Prevention	2	3.00
Homelessness Prevention	CCH - HPO Kauai County Homeless Prevention	3	2.00
Homelessness Prevention	FLC - HPO HPP Kauai Homelessness Prevention	4	17.00
Homelessness Prevention	FLC - HPO HPP Maui Homelessness Prevention	12	1.33
Homelessness Prevention	FLC - HPO RRH Homeless Prevention	6	13.67
Homelessness Prevention	FLC - Maui County RAP Homelessness Prevention	2	5.00
Homelessness Prevention	HOPE - HPO HPP Homelessness Prevention	20	8.35
Homelessness Prevention	USVETS - SSVF Priority 1 Maui Homeless Prev	6	2.00
PH - Permanent Supportive Housing (disability required for entry)	FLC - HPO NI Housing First	3	8.33
PH - Permanent Supportive Housing (disability required for entry)	FLC - Ohana One PSH CoC Program	2	18.00
PH - Permanent Supportive Housing (disability required for entry)	HIHR - PSH 1	1	0.00
PH - Permanent Supportive Housing (disability required for entry)	HOPE - HPO NI Housing First	1	5.00
PH - Rapid Re-Housing	FLC - Day 1 Kauai Rapid Rehousing	17	0.35
PH - Rapid Re-Housing	FLC - HPO RRH Rapid Re-Housing	1	2.00
PH - Rapid Re-Housing	HOPE - HPO HPP Rapid Re-housing	10	10.20
PH - Rapid Re-Housing	USVETS - SSVF Priority 1 Hawaii Rapid Re-housing	3	10.33
Services Only	FLC - Maui CIS Pre-tenancy Services	1	37.00
Services Only	FLC - Molokai CIS Post-tenancy Services	1	3.00
Services Only	FLC - Molokai CIS Pre-tenancy Services	2	2.00
Services Only	HOPE - CCS Hawaii Island Post-tenancy SSO	2	3.50
Services Only	HOPE - CIS Post-tenancy Services	2	16.50
Services Only	HOPE - CIS Pre-tenancy Services	8	3.63
Services Only	HOPE - Hawaii County EHV CM SSO	1	4.00
Services Only	HOPE - Hawaii County Hale Kikaha CM SSO	19	2.63
Services Only	LASH - HPO Hawaii County Legal Services	12	0.00
Services Only	LASH - HPO Kauai County Legal Services	7	0.00
Services Only	MHK - PATH Maui County Services Only Program	3	0.00
Street Outreach	FLC - ESG RUSH Kauai Street Outreach	7	2.57
Street Outreach	FLC - ESG RUSH Maui Street Outreach	20	1.70
Street Outreach	FLC - HPO Kauai Outreach District 1	16	3.63
Street Outreach	FLC - HPO Kauai Outreach District 3	4	3.75
Street Outreach	FLC - HPO Kauai Outreach District 4	1	16.00
Street Outreach	FLC - HPO Maui Outreach District 1	15	1.80
Street Outreach	FLC - HPO Maui Outreach District 2	1	2.00
Street Outreach	FLC - HPO Maui Outreach District 5	9	3.89
Street Outreach	FLC - Molokai Street Outreach (County Funded)	2	5.50
Street Outreach	HOPE - HPO Hawaii Outreach District 4	4	1.00
Street Outreach	HOPE - HPO Hawaii Outreach District 5	2	2.50
Street Outreach	HOPE - HPO Hawaii Outreach District 8	2	1.00
Street Outreach	HOPE - Special NOFO Hawaii Street Outreach	10	0.50
Street Outreach	MHK - PATH Maui County Street Outreach Program	2	3.50
Transitional Housing (TH)	KEO - HPO Komohana Group Home TH	1	0.00
	Total	462	2.81