

HMIS Census, Consent, Timeliness Reports Bridging The Gap Continuum of Care (BTG) March 2026

Clients Active in Homeless Services Projects at End of Month (Last 12 Months; Unduplicated)

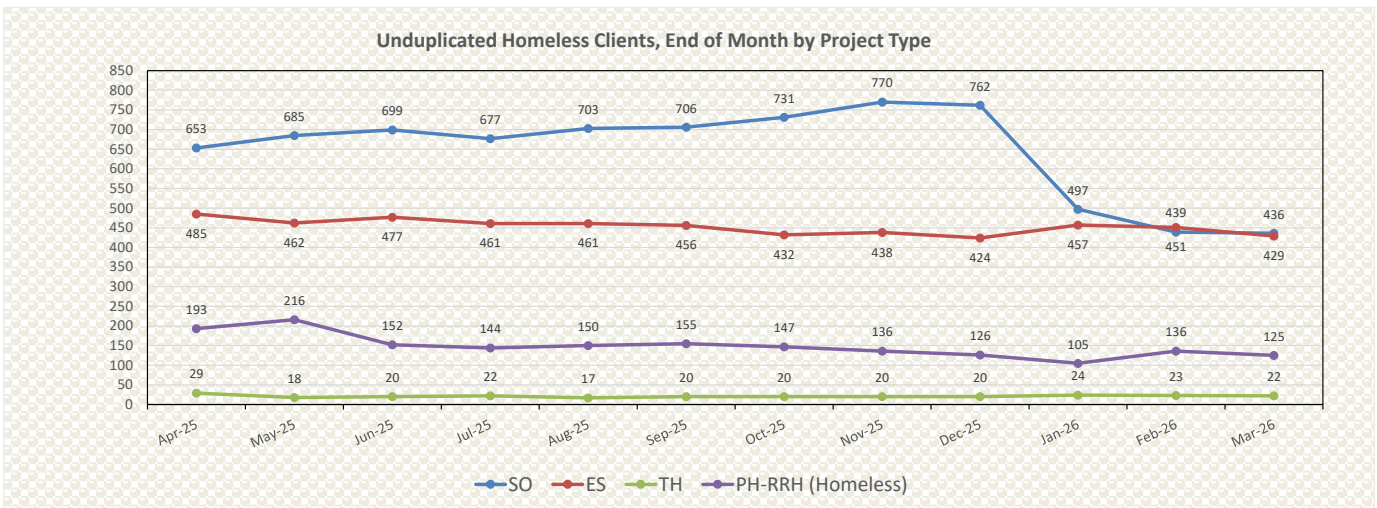
Month	SO	ES	TH	PH-RRH (Homeless)	PH-RRH (Housed)	PH-PSH	PH-Housing Only	PH-Housing w/ Services	Homeless Total	Grand Total
Apr-25	653	485	29	193	296	367	46	NA	1,360	2,069
May-25	685	462	18	216	299	360	42	NA	1,381	2,082
Jun-25	699	477	20	152	348	360	40	11	1,348	2,107
Jul-25	677	461	22	144	353	363	40	11	1,304	2,071
Aug-25	703	461	17	150	368	372	40	11	1,331	2,122
Sep-25	706	456	20	155	387	370	45	12	1,337	2,151
Oct-25	731	432	20	147	434	362	45	12	1,330	2,183
Nov-25	770	438	20	136	431	350	45	13	1,364	2,203
Dec-25	762	424	20	126	415	354	47	13	1,332	2,161
Jan-26	497	457	24	105	397	353	47	14	1,083	1,894
Feb-26	439	451	23	136	386	353	47	18	1,049	1,853
Mar-26	436	429	22	125	364	331	47	24	1,012	1,778

Clients Active in Homeless Services Projects at End of Month (Unduplicated by Project Type)

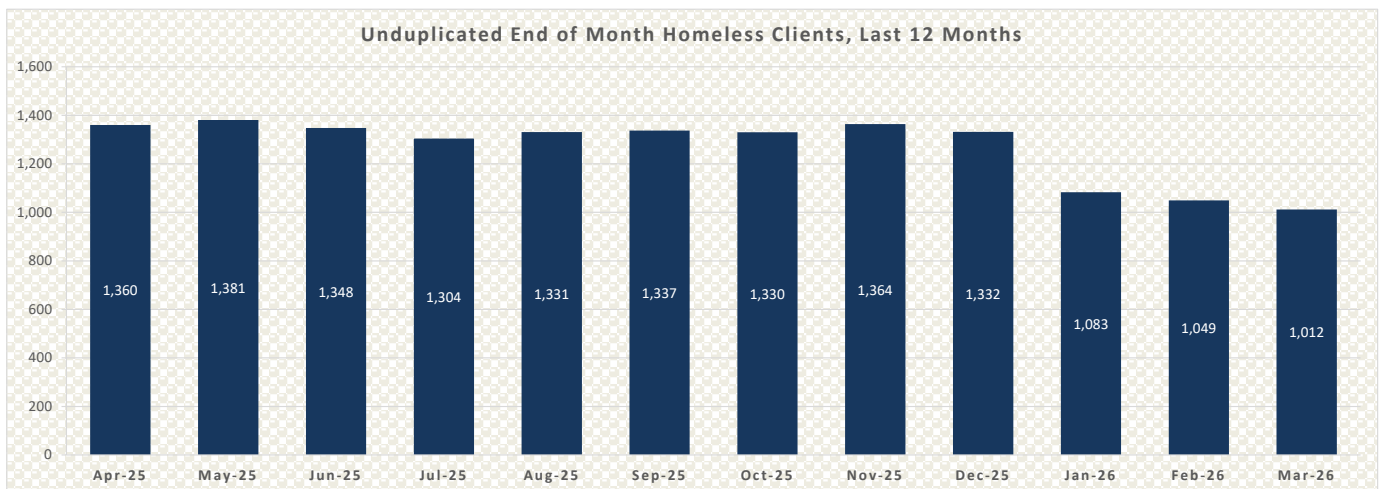
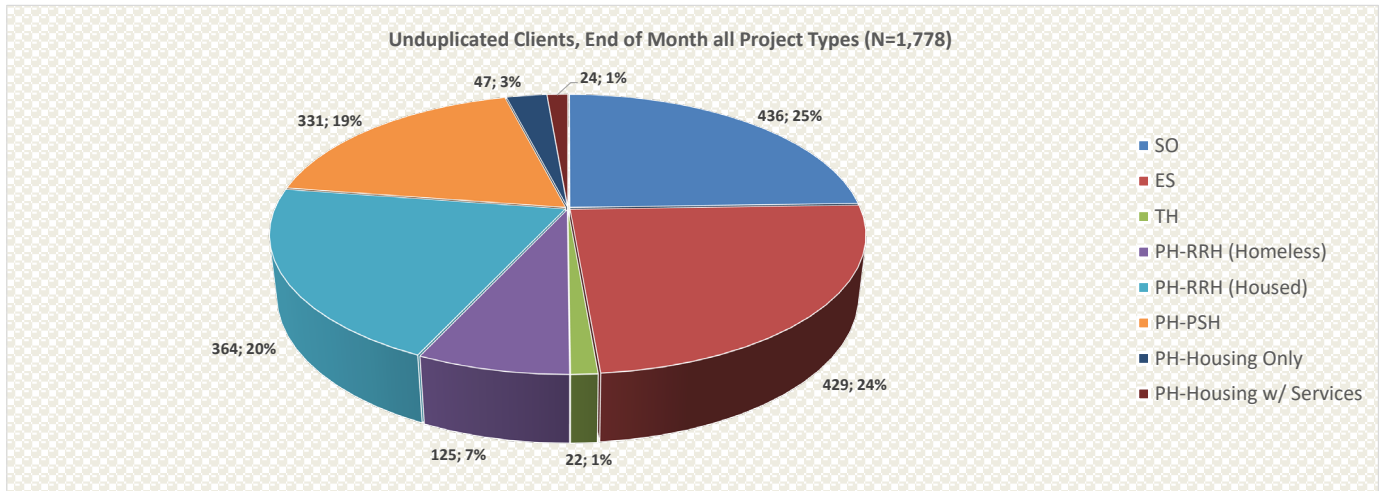
Month	SO	ES	TH	PH-RRH (Homeless)	PH-RRH (Housed)	PH-PSH	PH-Housing Only	PH-Housing w/ Services	Homeless Total	Grand Total
Apr-25	708	514	36	194	296	378	46	NA	1,452	2,172
May-25	744	479	22	216	305	373	42	NA	1,461	2,181
Jun-25	749	499	21	160	366	370	40	11	1,429	2,216
Jul-25	721	487	22	153	374	373	40	11	1,383	2,181
Aug-25	732	481	17	159	377	384	40	11	1,389	2,201
Sep-25	743	487	20	163	419	375	45	12	1,413	2,264
Oct-25	773	482	20	141	465	369	45	12	1,416	2,307
Nov-25	800	484	20	145	438	357	45	13	1,449	2,302
Dec-25	766	441	20	119	467	353	47	13	1,346	2,226
Jan-26	509	464	24	112	405	358	47	14	1,109	1,933
Feb-26	463	474	23	152	387	356	47	18	1,112	1,920
Mar-26	461	470	22	139	367	343	47	25	1,092	1,874

Clients Active in Homeless Services Projects at End of Month (Duplicated)

Month	SO	ES	TH	PH-RRH (Homeless)	PH-RRH (Housed)	PH-PSH	PH-Housing Only	PH-Housing w/ Services	Homeless Total	Grand Total
Apr-25	777	517	36	199	296	378	46	NA	1,529	2,249
May-25	814	479	22	221	300	372	42	NA	1,536	2,250
Jun-25	806	496	20	158	354	370	40	11	1,480	2,255
Jul-25	764	482	22	151	354	373	40	11	1,419	2,197
Aug-25	782	481	17	164	369	384	40	11	1,444	2,248
Sep-25	790	486	20	167	392	371	45	12	1,463	2,283
Oct-25	820	480	20	159	439	364	45	12	1,479	2,339
Nov-25	827	484	20	145	436	354	45	13	1,476	2,324
Dec-25	799	437	20	132	418	355	47	13	1,388	2,221
Jan-26	527	464	24	118	397	355	47	14	1,133	1,946
Feb-26	482	474	23	152	386	355	47	18	1,131	1,937
Mar-26	474	468	22	139	365	335	47	24	1,103	1,874



HMIS Census, Consent, Timeliness Reports Bridging The Gap Continuum of Care (BTG) March 2026



Census Information for Clients/Households Active in BTG Homeless Services Projects End of Month (Duplicated)

Type	Project Name	Clients	HIC Beds	HIC Vacancies	HIC Bed Util. Rate	HHs	Fam HHs	Fam Indiv	Vets	HPO Units	HPO Units Util. Rate
SO	FLC - ESG RUSH Kauai Street Outreach	20	NA	NA	NA	12	2	9	1	NA	NA
SO	FLC - ESG RUSH Maui Street Outreach	23	NA	NA	NA	19			1	NA	NA
SO	FLC - HPO Kauai Outreach District 1	33	NA	NA	NA	17	4	17		NA	NA
SO	FLC - HPO Kauai Outreach District 2	1	NA	NA	NA	1				NA	NA
SO	FLC - HPO Kauai Outreach District 3	86	NA	NA	NA	46	9	38	1	NA	NA
SO	FLC - HPO Kauai Outreach District 4	20	NA	NA	NA	12	3	9		NA	NA
SO	FLC - HPO Kauai Outreach District 5	1	NA	NA	NA	1				NA	NA
SO	FLC - HPO Maui Outreach District 1	65	NA	NA	NA	46	6	18	4	NA	NA
SO	FLC - HPO Maui Outreach District 2	6	NA	NA	NA	4				NA	NA
SO	FLC - HPO Maui Outreach District 3	8	NA	NA	NA	6	1	3	1	NA	NA
SO	FLC - HPO Maui Outreach District 4	8	NA	NA	NA	5	1	3		NA	NA
SO	FLC - HPO Maui Outreach District 5	26	NA	NA	NA	22			5	NA	NA
SO	FLC - Molokai Street Outreach (County Funded)	21	NA	NA	NA	9	4	12		NA	NA
SO	FLC - Special NOFO Maui Street Outreach	4	NA	NA	NA	3				NA	NA
SO	HOPE - HPO Hawaii Outreach District 2	2	NA	NA	NA	2				NA	NA
SO	HOPE - HPO Hawaii Outreach District 4	33	NA	NA	NA	33			4	NA	NA
SO	HOPE - HPO Hawaii Outreach District 5	2	NA	NA	NA	2				NA	NA
SO	HOPE - HPO Hawaii Outreach District 6	1	NA	NA	NA	1				NA	NA
SO	HOPE - HPO Hawaii Outreach District 8	27	NA	NA	NA	27				NA	NA
SO	HOPE - Special NOFO Hawaii Street Outreach	58	NA	NA	NA	57			4	NA	NA
SO	MHK - PATH Maui County Street Outreach Program	29	NA	NA	NA	29				NA	NA
	Street Outreach	474				354	30	109	21		
ES	FLC - Ho'olanani Kauai ES	5	12	7	42%	1	1	5			
ES	FLC - Ho'olanani Molokai ES	3	6	3	50%	2	1	2			
ES	FLC - HPO Ho'olanani	7	12	5	58%	1	1	7			
ES	HOPE - Hawaii County Hale Maluhia ES	6	6	0	100%	6					
ES	HOPE - Hawaii County WHEHP ES	3	4	1	75%	3					
ES	HOPE - HBMC Hale Maluhia Medical Respite Beds	2	4	2	50%	2			1		
ES	HOPE - HPO East Hawaii Emergency Shelter (Hale Maluhia)	16	16	0	100%	16					
ES	HOPE - HPO Kiheipua	54	54	0	100%	12	12	54		12	100%
ES	HOPE - HPO Sacred Hearts Emergency Shelter	9	9	0	100%	9			1		
ES	HOPE - HPO West Hawaii Emergency Housing Facility (WHEHF)	21	22	1	95%	21			2		
ES	HOPE - Kahua Kahe Malie - Blue House (Ohana QI Funded)	6	10	4	60%	6					
ES	HOPE - Kahua Kahe Malie - White House (HBMC/QI Funded)	6	8	2	75%	6					
ES	HOPE - Keolahou Emergency Shelter	19	39	20	49%	19			2		
ES	HOPE - Kuleana House ES	3	9	6	33%	1	1	3			
ES	HOPE - Wilder House ES	1	5	4	20%	1					
ES	KEO - HPO Mana'olana Emergency	25	31	6	81%	18	2	9	2		
ES	KHAKO - HPO Central ES Dorm	37	42	5	88%	37			5		
ES	KHAKO - HPO Central ES Units	200	205	5	98%	59	47	177	3	62	95%
ES	KHAKO - Maui Memorial Medical Respite Beds	17	20	3	85%	17					
ES	NPP - HPO Family Assessment Center at Hale Iki	22	30	8	73%	7	7	22		10	70%
ES	PVH - Kupanaha Medical Respite Beds (Maui)	4	8	4	50%	4			1		
ES	USVETS - BP Hilo HOPTEL Program	1	5	4	20%	1			1		
ES	USVETS - BP Kona HOPTEL Program	1	5	4	20%	1			1		
	Emergency Shelter - Entry Exit	468	562	94	83%	250	72	279	19	84	93%
TH	KEO - HPO Komohana Group Home TH	6	7	1	86%	5				6	83%
TH	KEO - HPO Mana'olana Transitional Housing	16	24	8	67%	5	3	14		10	50%
	Transitional Housing (TH)	22	31	9	71%	10	3	14		16	63%
RRH	CCH - ESG RUSH Maui Rapid Re-housing	1	NA	NA	NA	1				NA	NA
RRH	CCH - HPO Hawaii County Rapid Rehousing	24	NA	NA	NA	7	3	17		NA	NA
RRH	CCH - HPO Kauai County Rapid Rehousing	4	NA	NA	NA	4				NA	NA
RRH	CCH - HPO SHEG Hawaii Rapid Rehousing	1	NA	NA	NA	1				NA	NA
RRH	CCH - HPO SHEG Kauai Rapid Rehousing	9	NA	NA	NA	2	1	7		NA	NA
RRH	FLC - Day 1 Kauai Rapid Rehousing	11	NA	NA	NA	2	2	11		NA	NA
RRH	FLC - ESG RUSH Maui Ohana Hope Village RRH	1	NA	NA	NA	1				NA	NA
RRH	FLC - HPO HPP Maui Rapid Re-housing	17	NA	NA	NA	3	3	17		NA	NA
RRH	FLC - Kauai CoC Rapid Rehousing	9	NA	NA	NA	4	1	5		NA	NA
RRH	FLC - Kauai Elima RRH	13	NA	NA	NA	6	2	7		NA	NA
RRH	HOPE - ESG Rapid Re-housing	2	NA	NA	NA	1	1	2		NA	NA
RRH	HOPE - HPO HPP Rapid Re-housing	16	NA	NA	NA	4	4	16		NA	NA
RRH	USVETS - SSVF Priority 1 Hawaii Rapid Re-housing	9	NA	NA	NA	9			9	NA	NA
RRH	USVETS - SSVF Priority 1 Kauai Rapid Re-housing	19	NA	NA	NA	6	3	15	6	NA	NA
RRH	USVETS - SSVF Priority 1 Maui Rapid Re-housing	3	NA	NA	NA	3			3	NA	NA
	PH - Rapid Re-Housing (Homeless)	139				54	20	97	18		
RRH	CCH - ESG RUSH Maui Rapid Re-housing	17	NA	NA	NA	6	4	14		NA	NA
RRH	CCH - HPO Hawaii County Rapid Rehousing	10	NA	NA	NA	3	3	10		NA	NA
RRH	CCH - HPO Kauai County Rapid Rehousing	14	NA	NA	NA	6	2	7		NA	NA
RRH	CCH - HPO SHEG Hawaii Rapid Rehousing	9	NA	NA	NA	9				NA	NA
RRH	CCH - HPO SHEG Kauai Rapid Rehousing	3	NA	NA	NA	2				NA	NA
RRH	CCH - HPO SHEG Maui Rapid Rehousing	2	NA	NA	NA	1				NA	NA
RRH	FLC - Day 1 Kauai Rapid Rehousing	18	NA	NA	NA	5	5	18		NA	NA
RRH	FLC - ESG RUSH Maui Ohana Hope Village RRH	177	NA	NA	NA	49	30	146	2	NA	NA
RRH	FLC - HPO HPP Kauai Rapid Re-housing	5	NA	NA	NA	1	1	5		NA	NA
RRH	FLC - HPO HPP Maui Rapid Re-housing	13	NA	NA	NA	3	3	13		NA	NA
RRH	FLC - Kauai CoC Rapid Rehousing	11	NA	NA	NA	3	3	11		NA	NA
RRH	FLC - Kauai Elima RRH	1	NA	NA	NA	1				NA	NA
RRH	FLC - Maui County RAP Rapid Re-housing	21	NA	NA	NA	19				NA	NA
RRH	HOPE - HPO HPP Rapid Re-housing	31	NA	NA	NA	8	8	31		NA	NA
RRH	HOPE - New Start RRH	16	NA	NA	NA	7	4	13		NA	NA
RRH	USVETS - SSVF Priority 1 Kauai Rapid Re-housing	2	NA	NA	NA	2			2	NA	NA

Census Information for Clients/Households Active in BTG Homeless Services Projects End of Month (Duplicated)

Type	Project Name	Clients	HIC Beds	HIC Vacancies	HIC Bed Util. Rate	HHs	Fam HHs	Fam Indiv	Vets	HPO Units	HPO Units Util. Rate
RRH	USVETS - SSVF Priority 1 Maui Rapid Re-housing	15	NA	NA	NA	9	2	8	9	NA	NA
	PH - Rapid Re-Housing (Housed)	365				134	65	276	13		
HO	FLC - Huliau Permanent Housing (County Funded)	47	52	5	90%	11	11	47		NA	NA
	PH - Housing Only	47	52	5	90%	11	11	47			
HWS	HOPE - Hilo Hotel Housing	5	10	5	50%	5				NA	NA
HWS	HOPE - Kino'ole Supportive Housing Program	13	24	11	54%	8	1	3		NA	NA
HWS	HOPE - Our Lady of Lourdes Kupuna Housing	6	10	4	60%	6				NA	NA
	PH - Housing with Services (no disability required)	24	44	20	55%	19	1	3			
PSH	CCH - HPO NI Housing First (Kauai)	15	18	3	83%	13				NA	NA
PSH	FLC - HPO NI Housing First	23	27	4	85%	16	2	8	1	NA	NA
PSH	FLC - Ohana One PSH CoC Program	76	81	5	94%	52	8	24	3	NA	NA
PSH	HIHR - PSH 1	44	45	1	98%	44			1	NA	NA
PSH	HIHR - Special NOFO PSH	5	5	0	100%	5				NA	NA
PSH	HOPE - Hale Kulike CoC Program PSH	17	18	1	94%	17			2	NA	NA
PSH	HOPE - HPO NI Housing First	57	66	9	86%	27	7	32		NA	NA
PSH	HOPE - Kukui S+C Program	63	72	9	88%	38	9	29	3	NA	NA
PSH	MAF - HOPWA Formula - PSH TBRA	33	33	0	100%	27	1	3	2	NA	NA
PSH	SHDC - Kulalani Group Home Hilo	1	1	0	100%	1				NA	NA
PSH	SHDC - Kulalani Group Home Kailua-Kona	0	2	2	0%	0				NA	NA
PSH	SHDC - Kulalani Group Home Kealahou	1	3	2	33%	1				NA	NA
	PH - Permanent Supportive Housing (disability required for entry)	335	371	36	90%	241	27	96	12		
	Grand Total	1874				1073	229	921	83		

Census Information for Clients/Households Active in SSO Projects End of Month (Duplicated)

Project Name	Clients	HHs	Fam HHs	Fam Indiv	Vets
Hawaii	208	196	2	13	12
HOPE - CCS Hawaii Island Post-tenancy SSO	29	29			
HOPE - CCS Hawaii Island Pre-tenancy SSO	8	8			
HOPE - CIS Post-tenancy Services	47	47			2
HOPE - CIS Pre-tenancy Services	69	69			2
HOPE - GIA Assisted Community Treatment SSO	2	2			1
HOPE - Hawaii County EHV CM SSO	24	12	2	13	4
LASH - HPO Hawaii County Legal Services	29	29			3
Kauai	37	36			1
FLC - Kauai CIS Post-tenancy Services	12	12			
FLC - Kauai CIS Pre-tenancy Services	16	15			
LASH - HPO Kauai County Legal Services	9	9			1
Maui	131	128			4
FLC - Ke Alanui o Ka Hale Drop-In Center	6	6			
FLC - Maui CIS Post-tenancy Services	63	61			4
FLC - Maui CIS Pre-tenancy Services	17	17			
FLC - Molokai CIS Post-tenancy Services	1	1			
FLC - Molokai CIS Pre-tenancy Services	20	19			
MHK - PATH Maui County Services Only Program	24	24			
Grand Total	376	360	2	13	17

****The unduplicated end of month SSO total was 353, indicating that 23 people were active in more than one SSO project.**

Consent to Share - VI-SPDAT Assessments Completed in Month

Organization	Shared	Not Shared	Total Assessments	% Shared
Family Life Center	25		25	100%
HOPE Services Hawaii, Inc.	51		51	100%
Ka Hale A Ke Ola, Inc	18		18	100%
Kauai Economic Opportunity	6		6	100%
Neighborhood Place of Puna	5		5	100%
Grand Total	105	0	105	100%

Consent to Share - Adult Program Enrollments Completed in Month (Duplicated)

Organization	Shared	Not Shared	Total Enrollments	% Shared
Catholic Charities Hawaii	16		16	100%
Family Life Center	64	7	71	90%
Hawaii Island Home for Recovery	3		3	100%
HOPE Services Hawaii, Inc.	93		93	100%
Ka Hale A Ke Ola, Inc	24	1	25	96%
Kauai Economic Opportunity	5		5	100%
Legal Aid Society of Hawaii	1	2	3	33%
Mental Health Kokua	3	1	4	75%
Neighborhood Place of Puna	1		1	100%
USVETS	5		5	100%
Grand Total	215	11	226	95%

*SSO, SO, ES, TH, RRH, PSH, HP Project Types

Consent to Share - Adults Actively Enrolled End of Month (Duplicated)

Organization	Shared	Not Shared	Total Stayers	% Shared
Catholic Charities Hawaii	91	1	92	99%
Child and Family Service	1		1	100%
County of Hawaii	106		106	100%
County of Kauai	21		21	100%
County of Maui	48	2	50	96%
Family Life Center	590	109	699	84%
Hawaii Island Home for Recovery	49		49	100%
HOPE Services Hawaii, Inc.	559	20	579	97%
Ka Hale A Ke Ola, Inc	164	1	165	99%
Kauai Economic Opportunity	35		35	100%
Legal Aid Society of Hawaii	36	12	48	75%
Maui AIDS Foundation	12	33	45	27%
Mental Health Kokua	36	11	47	77%
Neighborhood Place of Puna	9		9	100%
Project Vision Hawaii	3	1	4	75%
Steadfast Housing Development Corporation	2		2	100%
USVETS	72	1	73	99%
Grand Total	1834	191	2025	91%

*SSO, SO, ES, TH, RRH, PSH, HP Project Types

Not Shared by Project - Adults Actively Enrolled End of Month (Duplicated)

Project	Not Shared	Total Stayers	% Not Shared
CCH - HPO Hawaii County Homeless Prevention	1	8	13%
FLC - ESG RUSH Maui Street Outreach	1	23	4%
FLC - HPO Kauai Outreach District 3	1	64	2%
FLC - HPO Maui Outreach District 1	2	57	4%
FLC - HPO Maui Outreach District 5	1	26	4%
FLC - Kauai CIS Pre-tenancy Services	1	16	6%
FLC - Maui CIS Post-tenancy Services	65	67	97%
FLC - Maui CIS Pre-tenancy Services	17	17	100%
FLC - Molokai CIS Post-tenancy Services	1	1	100%
FLC - Molokai CIS Pre-tenancy Services	20	20	100%
HOPE - CIS Post-tenancy Services	14	47	30%
HOPE - CIS Pre-tenancy Services	3	69	4%
HOPE - GIA Assisted Community Treatment SSO	2	2	100%
HOPE - HPO HPP Rapid Re-housing	1	20	5%
KHAKO - HPO Central ES Units	1	111	1%
LASH - HPO Hawaii County Legal Services	5	39	13%
LASH - HPO Kauai County Legal Services	7	9	78%
MAF - HOPWA Formula - PSH TBRA	25	32	78%
MAF - HOPWA Formula STRMU	8	13	62%
MHK - PATH Maui County Services Only Program	4	22	18%
MHK - PATH Maui County Street Outreach Program	7	25	28%
PHA - Maui Emergency Housing Voucher Program	2	50	4%
PVH - Kupanaha Medical Respite Beds (Maui)	1	4	25%
USVETS - SSVF Priority 1 Hawaii Rapid Re-housing	1	9	11%
Grand Total	191	751	25%

*SSO, SO, ES, TH, RRH, PSH, HP Project Types

Intake Timeliness Report - Clients Enrolled in Month (Duplicated)

Program Type	Program Name	Clients Enrolled	Avg Days to Input
Coordinated Assessment	Hawaii County VI SPDAT v3 Family	30	2.73
Coordinated Assessment	Hawaii County VI SPDAT v3 Individual	44	3.50
Coordinated Assessment	Hawaii County VI SPDAT v3 TAY	4	12.50
Coordinated Assessment	Kauai County VI SPDAT v3 Family	6	8.50
Coordinated Assessment	Kauai County VI SPDAT v3 Individual	7	2.71
Coordinated Assessment	Maui County VI SPDAT v3 Family	33	1.33
Coordinated Assessment	Maui County VI SPDAT v3 Individual	34	1.71
Emergency Shelter - Entry Exit	FLC - Ho'olanani Kauai ES	5	0.00
Emergency Shelter - Entry Exit	HOPE - Hawaii County Hale Maluhia ES	1	1.00
Emergency Shelter - Entry Exit	HOPE - HBMC Hale Maluhia Medical Respite Beds	1	12.00
Emergency Shelter - Entry Exit	HOPE - HPO East Hawaii Emergency Shelter (Hale Maluhia)	2	1.00
Emergency Shelter - Entry Exit	HOPE - HPO Kiheipua	13	2.08
Emergency Shelter - Entry Exit	HOPE - HPO West Hawaii Emergency Housing Facility (WHEHF)	4	2.00
Emergency Shelter - Entry Exit	HOPE - Kahua Kahe Malie - White House (HBMC/QI Funded)	4	3.75
Emergency Shelter - Entry Exit	HOPE - Keolahou Emergency Shelter	9	2.00
Emergency Shelter - Entry Exit	KEO - HPO Mana'olana Emergency	4	0.00
Emergency Shelter - Entry Exit	KHAKO - HPO Central ES Dorm	12	0.00
Emergency Shelter - Entry Exit	KHAKO - HPO Central ES Units	10	3.10
Emergency Shelter - Entry Exit	KHAKO - Maui Memorial Medical Respite Beds	8	0.38
Emergency Shelter - Entry Exit	NPP - HPO Family Assessment Center at Hale Iki	3	0.00
Emergency Shelter - Entry Exit	USVETS - BP Hilo HOPTEL Program	1	2.00
Homelessness Prevention	CCH - HPO Hawaii County Homeless Prevention	2	0.00
Homelessness Prevention	CCH - HPO Kauai County Homeless Prevention	8	21.75
Homelessness Prevention	CCH - HPO SHEG Hawaii Homeless Prevention	1	0.00
Homelessness Prevention	FLC - HPO RRH Homeless Prevention	20	2.85
Homelessness Prevention	HOPE - ESG Homelessness Prevention	15	3.27
Homelessness Prevention	USVETS - SSVF Priority 1 Maui Homeless Prev	4	0.00
PH - Housing with Services (no disability required)	HOPE - Our Lady of Lourdes Kupuna Housing	1	1.00
PH - Permanent Supportive Housing (disability required for entry)	CCH - HPO NI Housing First (Kauai)	1	11.00
PH - Permanent Supportive Housing (disability required for entry)	FLC - Ohana One PSH CoC Program	2	4.00
PH - Permanent Supportive Housing (disability required for entry)	HIHR - PSH 1	3	3.00
PH - Permanent Supportive Housing (disability required for entry)	HOPE - Kukui S+C Program	4	2.00
PH - Rapid Re-Housing	CCH - HPO Hawaii County Rapid Rehousing	10	0.00
PH - Rapid Re-Housing	CCH - HPO SHEG Hawaii Rapid Rehousing	1	0.00
PH - Rapid Re-Housing	CCH - HPO SHEG Kauai Rapid Rehousing	9	23.78
PH - Rapid Re-Housing	FLC - Day 1 Kauai Rapid Rehousing	7	2.00
PH - Rapid Re-Housing	FLC - ESG RUSH Maui Ohana Hope Village RRH	1	0.00
PH - Rapid Re-Housing	FLC - HPO HPP Maui Rapid Re-housing	9	1.00
PH - Rapid Re-Housing	FLC - Kauai CoC Rapid Rehousing	5	5.00
PH - Rapid Re-Housing	FLC - Maui County RAP Rapid Re-housing	2	4.00
PH - Rapid Re-Housing	HOPE - New Start RRH	6	0.33
PH - Rapid Re-Housing	USVETS - SSVF Priority 1 Hawaii Rapid Re-housing	2	0.50
Services Only	FLC - Kauai CIS Pre-tenancy Services	3	11.33
Services Only	FLC - Ke Alanui o Ka Hale Drop-In Center	2	9.50
Services Only	HOPE - CCS Hawaii Island Post-tenancy SSO	6	9.50
Services Only	HOPE - CCS Hawaii Island Pre-tenancy SSO	2	3.50
Services Only	HOPE - CIS Post-tenancy Services	4	1.25
Services Only	HOPE - CIS Pre-tenancy Services	16	2.50
Services Only	LASH - HPO Hawaii County Legal Services	1	61.00
Services Only	LASH - HPO Kauai County Legal Services	2	0.00
Street Outreach	FLC - HPO Kauai Outreach District 1	1	0.00
Street Outreach	FLC - HPO Kauai Outreach District 3	15	11.60
Street Outreach	FLC - HPO Kauai Outreach District 5	1	4.00
Street Outreach	FLC - HPO Maui Outreach District 1	7	6.71
Street Outreach	FLC - HPO Maui Outreach District 2	3	8.33
Street Outreach	FLC - HPO Maui Outreach District 5	9	4.44
Street Outreach	FLC - Molokai Street Outreach (County Funded)	4	3.00
Street Outreach	HOPE - HPO Hawaii Outreach District 4	5	10.20
Street Outreach	HOPE - HPO Hawaii Outreach District 8	7	2.57
Street Outreach	HOPE - Special NOFO Hawaii Street Outreach	17	2.41
Street Outreach	MHK - PATH Maui County Street Outreach Program	4	30.50
Transitional Housing (TH)	KEO - HPO Mana'olana Transitional Housing	4	1.00
	Total	461	4.18

Exit Timeliness Report - Clients Exiting in Month (Duplicated)

Program Type	Program Name	Total Exited Clients	Avg Days to Exit
Coordinated Assessment	Hawaii County VI SPDAT v3 Family	24	0.79
Coordinated Assessment	Hawaii County VI SPDAT v3 Individual	36	1.50
Coordinated Assessment	Kauai County VI SPDAT v3 Family	16	7.13
Coordinated Assessment	Kauai County VI SPDAT v3 Individual	4	2.25
Coordinated Assessment	Maui County VI SPDAT v3 Family	64	0.17
Coordinated Assessment	Maui County VI SPDAT v3 Individual	22	0.00
Coordinated Assessment	Maui County VI SPDAT v3 TAY	4	0.00
Emergency Shelter - Entry Exit	FLC - Ho'olanani Kauai ES	6	7.00
Emergency Shelter - Entry Exit	FLC - HPO Ho'olanani	1	0.00
Emergency Shelter - Entry Exit	HOPE - Hawaii County Hale Maluhia ES	1	0.00
Emergency Shelter - Entry Exit	HOPE - HBMC Hale Maluhia Medical Respite Beds	1	8.00
Emergency Shelter - Entry Exit	HOPE - HPO East Hawaii Emergency Shelter (Hale Maluhia)	2	1.00
Emergency Shelter - Entry Exit	HOPE - HPO Kiheipua	7	2.29
Emergency Shelter - Entry Exit	HOPE - HPO West Hawaii Emergency Housing Facility (WHEHF)	5	1.00
Emergency Shelter - Entry Exit	HOPE - Kahua Kahe Malie - White House (HBMC/QI Funded)	3	6.00
Emergency Shelter - Entry Exit	HOPE - Keolahou Emergency Shelter	5	0.60
Emergency Shelter - Entry Exit	HOPE - Wilder House ES	2	1.00
Emergency Shelter - Entry Exit	KEO - HPO Mana'olana Emergency	9	0.33
Emergency Shelter - Entry Exit	KHAKO - HPO Central ES Dorm	13	0.00
Emergency Shelter - Entry Exit	KHAKO - HPO Central ES Units	12	8.50
Emergency Shelter - Entry Exit	KHAKO - Maui Memorial Medical Respite Beds	6	0.17
Emergency Shelter - Entry Exit	NPP - HPO Family Assessment Center at Hale Iki	9	0.00
Emergency Shelter - Entry Exit	PVH - Kupanaha Medical Respite Beds (Maui)	1	55.00
Homelessness Prevention	CCH - HPO Hawaii County Homeless Prevention	2	0.00
Homelessness Prevention	CCH - HPO SHEG Maui Homeless Prevention	3	46.00
Homelessness Prevention	FLC - HPO HPP Kauai Homelessness Prevention	16	1.13
Homelessness Prevention	FLC - HPO RRH Homeless Prevention	8	1.50
Homelessness Prevention	HOPE - ESG Homelessness Prevention	1	4.00
Homelessness Prevention	HOPE - HPO HPP Homelessness Prevention	39	2.44
Homelessness Prevention	USVETS - SSVF Priority 1 Hawaii Homeless Prev	1	18.00
PH - Permanent Supportive Housing (disability required for entry)	FLC - Ohana One PSH CoC Program	4	2.25
PH - Permanent Supportive Housing (disability required for entry)	HIHR - PSH 1	4	5.50
PH - Permanent Supportive Housing (disability required for entry)	HOPE - HPO NI Housing First	5	2.60
PH - Permanent Supportive Housing (disability required for entry)	HOPE - Kukui S+C Program	14	3.93
PH - Rapid Re-Housing	CCH - HPO Kauai County Rapid Rehousing	7	39.14
PH - Rapid Re-Housing	CCH - HPO SHEG Hawaii Rapid Rehousing	1	22.00
PH - Rapid Re-Housing	FLC - Day 1 Kauai Rapid Rehousing	30	0.80
PH - Rapid Re-Housing	FLC - ESG RUSH Maui Ohana Hope Village RRH	1	0.00
PH - Rapid Re-Housing	FLC - HPO HPP Kauai Rapid Re-housing	5	1.00
PH - Rapid Re-Housing	FLC - HPO HPP Maui Rapid Re-housing	3	5.00
PH - Rapid Re-Housing	FLC - Maui County RAP Rapid Re-housing	1	0.00
PH - Rapid Re-Housing	HOPE - HPO HPP Rapid Re-housing	24	4.33
PH - Rapid Re-Housing	HOPE - New Start RRH	2	4.00
PH - Rapid Re-Housing	USVETS - SSVF Priority 1 Hawaii Rapid Re-housing	1	16.00
PH - Rapid Re-Housing	USVETS - SSVF Priority 1 Kauai Rapid Re-housing	1	12.00
PH - Rapid Re-Housing	USVETS - SSVF Priority 1 Maui Rapid Re-housing	1	10.00
Services Only	FLC - Kauai CIS Pre-tenancy Services	1	10.00
Services Only	FLC - Ke Alanui o Ka Hale Drop-In Center	2	2.00
Services Only	FLC - Maui CIS Post-tenancy Services	6	12.00
Services Only	HOPE - CCS Hawaii Island Pre-tenancy SSO	2	3.50
Services Only	HOPE - CIS Post-tenancy Services	1	0.00
Services Only	HOPE - CIS Pre-tenancy Services	4	0.25
Services Only	HOPE - GIA Assisted Community Treatment SSO	1	5.00
Services Only	HOPE - Hawaii County EHV CM SSO	13	6.69
Services Only	LASH - HPO Hawaii County Legal Services	1	0.00
Services Only	MHK - PATH Maui County Services Only Program	1	58.00
Street Outreach	FLC - ESG RUSH Kauai Street Outreach	12	4.67
Street Outreach	FLC - ESG RUSH Maui Street Outreach	14	0.86
Street Outreach	FLC - HPO Kauai Outreach District 3	8	7.75
Street Outreach	FLC - HPO Kauai Outreach District 5	1	0.00
Street Outreach	FLC - HPO Maui Outreach District 1	16	2.75
Street Outreach	FLC - HPO Maui Outreach District 3	1	0.00
Street Outreach	FLC - HPO Maui Outreach District 4	1	1.00
Street Outreach	FLC - HPO Maui Outreach District 5	1	0.00
Street Outreach	FLC - Molokai Street Outreach (County Funded)	2	0.50
Street Outreach	FLC - Special NOFO Maui Street Outreach	1	1.00
Street Outreach	HOPE - HPO Hawaii Outreach District 4	10	0.80
Street Outreach	HOPE - HPO Hawaii Outreach District 8	3	2.33
Street Outreach	HOPE - Special NOFO Hawaii Street Outreach	11	0.73
Street Outreach	MHK - PATH Maui County Street Outreach Program	6	47.67
	Total	546	3.79