

From: Carlos Peraro, CPC

To: Harold Brackeen, State of Hawaii, Homeless Programs Administrator
Brandee Menino, BOS Chair; Jen Stasch, PIC Director

Date: October 27, 2017

Re: August 2017 HMIS Monitoring Reports

Attached for your review and dissemination to Continuum agencies is the August 2017 HMIS monitoring report. Below are brief highlights from the attached reports.

- 1) End of month, August 2017 Census summary by Continuum and Statewide (pp. 2-7)
 - Emergency shelter census increased for both Continuums, while transitional facility census decreased for both Continuums, resulting in an increase for Oahu from 2,386 to 2,434 and a decrease on the Neighbor Islands from 796 to 790.
 - Overall, the HMIS end of month homeless census (excluding DV shelters) for the State of Hawaii increased slightly (1.3%) from 3,182 in July to 3,224 in August. The total “vacant beds” when compared to the HIC capacity totaled 484.
 - Total Statewide Active Outreach clients totaled 2,063 including 1,529 on Oahu and 534 on the Neighbor Islands. Oahu outreach clients decreased while Neighbor Island clients increased relative to July 2017.
 - 33 programs on Oahu and 25 programs on the Neighbor Islands had utilization rates of less than 85% or greater than 110%. These programs are marked in red.

- 2) Consent report for entries during August 2017 (pp. 8-11)
 - The statewide consent to share rate continued to increase to 88% from 81% in July, among the 1,373 new intakes during the month.
 - Most programs’ consent rates were above 90%, except outreach programs which have increased steadily from 61% in May to 76% in August. Services only programs reached 100%. Sixteen programs had consent rates below 80%, a significant increase from last month (13). These programs are highlighted in RED.

- 3) Length of Stay by Agency and Program for clients exiting during August 2017 (pp. 12-15)
 - The average LOS for all programs was 118 days (representing 1,336 exits), down 28 days compared to July.
 - Oahu (131 days) and Maui (103 days) averaged the highest LOS, followed by Kauai (82), and Hawaii (82).
 - Emergency shelter LOS ranged from 46 days on Hawaii to 107 days on Kauai. Transitional shelter LOS ranged from 96 days on Maui to 378 days on Hawaii.

- 4) Timeliness (entries and exits) during August 2017 (pp. 16-20)
 - Intake timeliness increased slightly to 3.55 average days, compared 2.85 average days in July.
 - 26 programs (highlighted in RED) averaged 5 or more days to enter intakes, an increase of 5 more programs compared to July.
 - Exit timeliness dropped to 3.06 average days, a small decrease relative to June.
 - 32 programs (highlighted in RED) averaged 5 or more days to enter exits, an increase of 4 more programs compared to July.
 - *Note: this report is currently under review and may need to be revised based on changes within the CaseWorthy system*

HMIS Census Report -August 31, 2017
Oahu and Neighbor Islands - HIC Facilities

Summary of Monthly HMIS Shelter Census Counts

September 30, 2016 - August 31, 2017

HI-501 Oahu Census Summary

	Emerg	Trans	Total HUD Homeless	HIC Openings	PH	HIC Openings	Veterans - ES/TH
September 30, 2016	1122	1664	2786	380	970	102	NR
October 31, 2016	1239	1546	2785	415	956	96	251
November 30, 2016	1217	1557	2774	440	1019	40	253
December 31, 2016	1215	1532	2747	522	954	37	254
January 31, 2017	1243	1569	2812	552	1064	39	256
February 28, 2017	1149	1484	2633	684	1083	42	234
March 31, 2017	1158	1446	2604	NA	1130	NA	235
April 30, 2017	1018	1340	2358	734	1046	100	205
May 31, 2017	1024	1451	2475	551	1094	70	249
June 30, 2017	1077	1297	2374	594	1147	119	247
July 31, 2017	1100	1286	2386	268	1164	109	246
August 31, 2017	1162	1272	2434	236	1152	115	254

**Decrease in July 2017 HIC Openings is primarily a result of TH programs that closed*

HI-500 Balance of State Census Summary

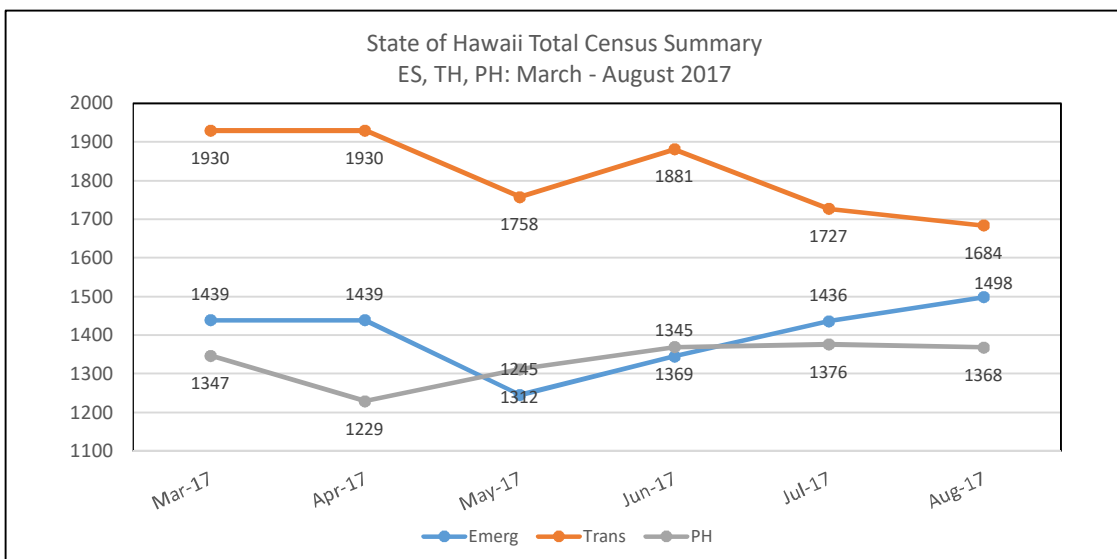
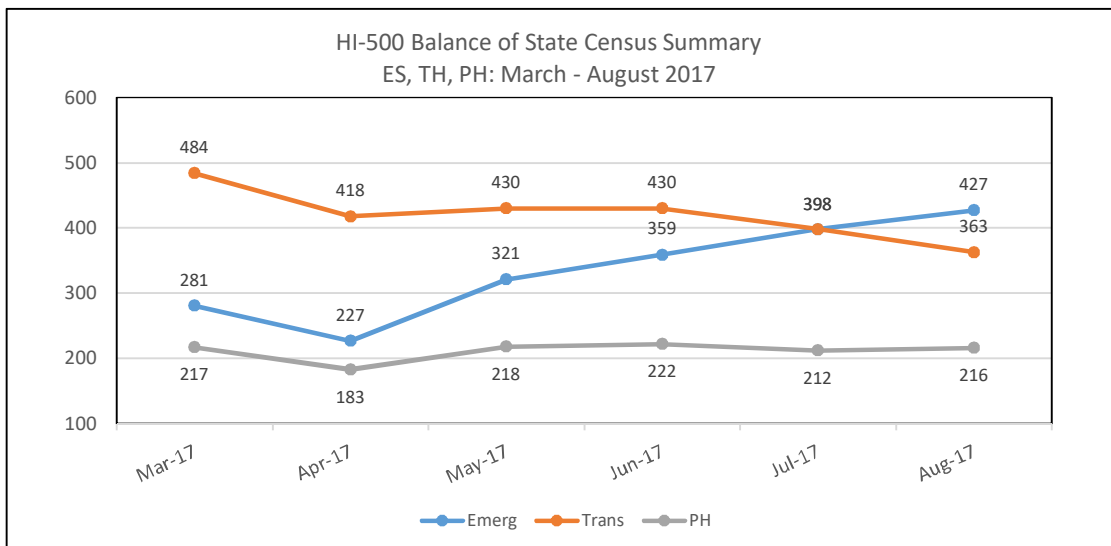
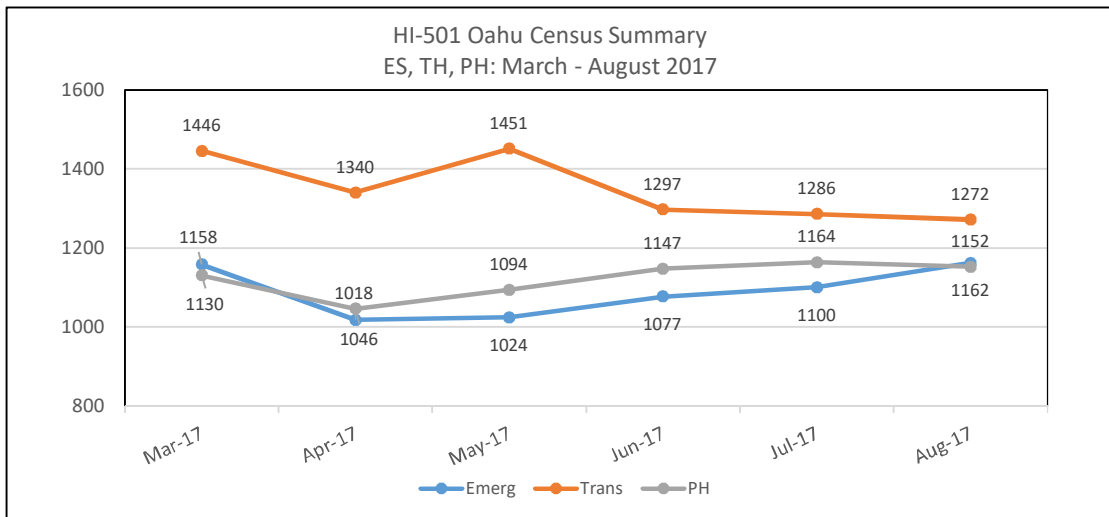
	Emerg	Trans	Total HUD Homeless	HIC Openings	PH	HIC Openings	Veterans - ES/TH
September 30, 2016	353	393	746	219	247	152	NR
October 31, 2016	357	402	759	178	244	35	48
November 30, 2016	412	420	832	157	237	43	48
December 31, 2016	333	433	766	135	201	50	35
January 31, 2017	320	428	748	151	199	52	38
February 28, 2017	262	445	707	158	191	52	28
March 31, 2017	281	484	765	NA	217	NA	30
April 30, 2017	227	418	645	321	183	96	29
May 31, 2017	321	430	751	235	218	70	35
June 30, 2017	359	430	789	180	222	71	43
July 31, 2017	398	398	796	203	212	69	39
August 31, 2017	427	363	790	248	216	66	35

State of Hawaii Total Census Summary

	Emerg	Trans	Total HUD Homeless	HIC Openings	PH	HIC Openings	Veterans - ES/TH
September 30, 2016	1475	2057	3532	599	1217	254	NR
October 31, 2016	1596	1948	3544	593	1200	131	299
November 30, 2016	1629	1977	3606	597	1256	83	301
December 31, 2016	1548	1965	3513	657	1155	87	289
January 31, 2017	1563	1997	3560	703	1263	91	294
February 28, 2017	1411	1929	3340	842	1274	94	262
March 31, 2017	1439	1930	3369	NA	1347	NA	265
April 30, 2017	1245	1758	3003	1055	1229	196	234
May 31, 2017	1345	1881	3226	786	1312	140	284
June 30, 2017	1436	1727	3163	774	1369	190	290
July 31, 2017	1498	1684	3182	471	1376	178	285
August 31, 2017	1589	1635	3224	484	1368	181	289

HMIS Census Report - August 31, 2017
Oahu and Neighbor Islands - HIC Facilities

Summary of Monthly HMIS Shelter Census Counts



**Census Report -August 31, 2017
Oahu - HIC Facilities**

Proj. Type	Organization Name	Project Name	HIC Beds	Census on 8/31	% HIC Beds	Technical Openings	Veterans
ES	Child and Family Service	CFS - Honolulu Shelter	33	SP	NR	NR	SP
ES	Child and Family Service	CFS - Leeward Shelter	27	SP	NR	NR	SP
ES	Catholic Charities Hawaii	CCH - Kakaako Family Assessment Center	50	32	64%	18	0
ES	Family Promise of Hawaii	FPH - Honolulu Family Center	14	16	114%	0	0
ES	Family Promise of Hawaii	FPH - Windward Family Center	14	14	100%	0	0
ES	Hale Kipa Inc.	HKIPA - Boys BCP ES	8	1	13%	7	0
ES	Hale Kipa Inc.	HKIPA - Girls BCP ES	8	1	13%	7	0
ES	IHS Institute for Human Services	IHS - Behavioral Health ES	9	9	100%	0	1
ES	IHS Institute for Human Services	IHS - Hale Mauliola Program (Sand Island TH)	83	78	94%	5	5
ES	IHS Institute for Human Services	IHS - Kaaahi Families Shelter ES	100	96	96%	4	2
ES	IHS Institute for Human Services	IHS - Kaaahi Women ES	66	90	136%	0	5
ES	IHS Institute for Human Services	IHS - Sumner Men's Shelter	166	199	120%	0	38
ES	IHS Institute for Human Services	IHS - Tutu Bert's House (Med Respite ES)	24	26	108%	0	2
ES	Kealahou West Oahu	KWO - Hope for a New Beginning (Onelauena)	244	166	68%	78	4
ES	Parents and Children Together	PACT - Ohia Shelter	21	SP	NR	NR	NR
ES	Shelter of Wisdom	SOW - Great Joy 1	8	8	100%	0	1
ES	Shelter of Wisdom	SOW - Great Joy 2	9	8	89%	1	1
ES	Shelter of Wisdom	SOW - Great Joy 3	10	10	100%	0	1
ES	Shelter of Wisdom	SOW - Great Joy 4	6	6	100%	0	0
ES	Shelter of Wisdom	SOW - Hearts of Joy 1	9	5	56%	4	0
ES	Shelter of Wisdom	SOW - Hearts of Joy 2	13	12	92%	1	2
ES	Shelter of Wisdom	SOW - Streams of Joy 1	6	7	117%	0	2
ES	Shelter of Wisdom	SOW - Streams of Joy 2	9	9	100%	0	3
ES	U.S. Veterans Initiative	USVETS - BP HOPTEL	5	4	80%	1	4
ES	U.S. Veterans Initiative	USVETS - HCHV/EH-Cloudbreak Respite	10	10	100%	0	10
ES	U.S. Veterans Initiative	USVETS - Pearl City	5	4	80%	1	4
ES	U.S. Veterans Initiative	USVETS - Pearl City Seniors	5	2	40%	3	2
ES	U.S. Veterans Initiative	USVETS - WCC Emergency	191	200	105%	0	16
ES	U.S. Veterans Initiative	USVETS - WCC HOPTEL	5	3	60%	2	3
ES	Waikiki Health Center	WHC - Next Step Emergency Shelter	150	146	97%	4	11
ES	Windward Spouse Abuse Shelter	WSAS - Hale Ola	18	SP	NR	NR	NR
	Subtotal Emergency Shelter		1227	1162	95%	136	117
TH	Alternative Structures Int't	ASI - Ohana Ola O Kahumana	240	227	95%	13	4
TH	Alternative Structures Int't	ASI - Ulu Ke Kukui (Villages of Maili)	315	298	95%	17	0
TH	Catholic Charities Hawaii	CCH - Ma`ili Land TH	54	58	107%	0	0
TH	Child and Family Service	CFS - Transitional Apartments	40	NR	NR	NR	NR
TH	Gregory House Programs	GHP - Community Residential Program	15	15	100%	0	3
TH	Gregory House Programs	GHP - HOPWA Gregory House (Competitive TH)	11	9	82%	2	1
TH	Hale Kipa Inc.	HKIPA - Apana Women's Shelter	5	3	60%	2	0
TH	Hale Kipa Inc.	HKIPA - Maka`aloa Men's TLP	4	3	75%	1	0
TH	Ho`omau Ke Ola	HKO - Lahilahi	10	7	70%	3	0
TH	Holomua Na `Ohana	HNO - Weinberg Village Waimanalo	120	123	103%	0	1
TH	Honolulu Community Action Prog	HCAP - Kumuhonua	68	88	129%	0	16
TH	Housing Solutions Inc.	HSI - Kulaokahua (TH for the elderly)	29	28	97%	1	1
TH	Housing Solutions Inc.	HSI - Na Kolea (TH for working singles)	64	56	88%	8	1
TH	Kealahou West Oahu	KWO - Onemalu Transitional Shelter	144	154	107%	0	2
TH	Parents and Children Together	PACT - Lehua	8	NR	NR	NR	NR
TH	Steadfast Housing Dev Corp	SHDC - Ahukini	5	3	60%	2	0
TH	Steadfast Housing Dev Corp	SHDC - Hale Ulu Pono - Transitional Housing	10	0	0%	10	0
TH	The Salvation Army ATS	SARMY - Waokanaka	9	8	89%	1	
TH	The Salvation Army FTS	SARMY - Ka Ohu Hou O Manoa	30	22	73%	8	0
TH	The Salvation Army	SARMY - Pathway of Hope	24	2	8%	22	0
TH	U.S. Veterans Initiative	USVETS - Advance Women	12	9	75%	3	9
TH	U.S. Veterans Initiative	USVETS - Veterans in Progress (VIP)	98	98	100%	0	98
TH	U.S. Veterans Initiative	USVETS - WCC Transitional	11	6	55%	5	0
TH	Windward Spouse Abuse Shelter	WSAS - Imua	1	NR	NR	NR	NR
TH	Women in Need	WIN - Bridge to Success - Waianae	13	27	208%	0	1
TH	Women in Need	WIN - Family House - Aiea	30	28	93%	2	0
	Subtotal Transitional Housing		1323	1272	96%	100	137
PSH	Gregory House Programs	GHP - HOPWA Formula TBRA (City)	33	28	85%	5	7
PSH	Gregory House Programs	GHP - HOPWA SPNS Competitive PSH TBRA	48	40	83%	8	4
PSH	Gregory House Programs	GHP - S+C CoC Program TBRA	47	52	111%	0	2
PSH	IHS Institute for Human Services	IHS - City FY15 Housing First PSH	177	172	97%	5	5
PSH	IHS Institute for Human Services	IHS - New PSH 2013 (CoC funded)	33	35	106%	0	1
PSH	IHS Institute for Human Services	IHS - SPC Home at Last 2010	80	85	106%	0	15

**Census Report -August 31, 2017
Oahu - HIC Facilities**

Proj. Type	Organization Name	Project Name	HIC Beds	Census on 8/31	% HIC Beds	Technical Openings	Veterans
PSH	IHS Institute for Human Services	IHS - SPC Home Sweet Home	12	20	167%	0	1
PSH	IHS Institute for Human Services	IHS - SPC Home Sweet Home II	7	10	143%	0	0
PSH	IHS Institute for Human Services	IHS - SPC No Place Like Home	17	17	100%	0	1
PSH	Kalihi-Palama Health Center	KPHC - New Beginnings	175	191	109%	0	11
PSH	Mental Health Kooka	MHK - Safe Haven	25	23	92%	2	3
PSH	Steadfast Housing Dev Corp	SHDC - Headway House/Hale Ulu Pono	40	35	88%	5	4
PSH	Steadfast Housing Dev Corp	SHDC - Kaukama	5	4	80%	1	0
PSH	Steadfast Housing Dev Corp	SHDC - Komo Mai	5	4	80%	1	1
PSH	Steadfast Housing Dev Corp	SHDC - Shelter Plus Care 1	150	147	98%	3	9
PSH	U.S. Veterans Initiative	USVETS - Housing First PSH	116	103	89%	13	23
PSH	U.S. Veterans Initiative	USVETS - Long Term Supportive Housing/Cloudbreak	110	69	63%	41	68
PSH	U.S. Veterans Initiative	USVETS - Permanent Supportive Housing for Veterans & Families	32	35	109%	0	17
PSH	U.S. Veterans Initiative	USVETS - Veterans Permanent Supportive Housing	13	11	85%	2	11
PSH	U.S. Veterans Initiative	USVETS - WCC Housing First Increment II (CoC)	100	71	71%	29	6
Subtotal Permanent Housing			1225	1152	94%	115	189
RRH	Alternative Structures Int't	ASI - HPO Rapid Re-Housing	NA	42	NA	NA	0
RRH	Catholic Charities Hawaii	CCH - ESG Rapid Re-housing	NA	4	NA	NA	0
RRH	Catholic Charities Hawaii	CCH - HPP Rapid Re-housing	NA	530	NA	NA	5
RRH	Catholic Charities Hawaii	CCH - SHEG Oahu Rapid Re-Housing	NA	32	NA	NA	3
RRH	Catholic Charities Hawaii	CCH - SSVF Priority 1 Rapid Rehousing	NA	22	NA	NA	14
RRH	IHS Institute for Human Services	IHS - CoC Program Rapid Re-housing	NA	4	NA	NA	0
RRH	IHS Institute for Human Services	IHS - ESG Rapid Re-housing	NA	37	NA	NA	2
RRH	IHS Institute for Human Services	IHS - HOMES Clean & Sober	NA	26	NA	NA	1
RRH	IHS Institute for Human Services	IHS - HPO Rapid Re-Housing	NA	54	NA	NA	2
RRH	IHS Institute for Human Services	IHS - HPP Rapid Re-housing	NA	207	NA	NA	1
RRH	IHS Institute for Human Services	IHS - RRH Bridge Funding (AUW FY2017)	NA	33	NA	NA	0
RRH	Kalihi-Palama Health Center	KPHC - ESG Rapid Re-housing	NA	5	NA	NA	0
RRH	The Salvation Army	SARMY - FSO HPO Rapid Re-Housing	NA	14	NA	NA	0
RRH	U.S. Veterans Initiative	USVETS - SSVF Priority 1 Rapid Re-housing	NA	1	NA	NA	1
RRH	U.S. Veterans Initiative	USVETS - WCC ESG Rapid Re-housing	NA	51	NA	NA	31
RRH	U.S. Veterans Initiative	USVETS - SSVF Oahu Rapid Re-housing	NA	44	NA	NA	5
RRH	U.S. Veterans Initiative	USVETS - WCC ESG Rapid Re-Housing 2017	NA	3	NA	NA	2
RRH	U.S. Veterans Initiative	USVETS - WCC HPO Rapid Re-Housing	NA	30	NA	NA	0
Subtotal Rapid ReHousing				1139	NA	NA	67
Total Emergency+Transitional			2,550	2,434	95%	236	254
Total Permanent			1,225	1,152	94%	115	189
TOTAL			3,775	3,586	95%	351	443

**Census Report -August 31, 2017
Neighbor Islands - HIC Facilities**

Project Type	Organization Name	Project Name	HIC Beds	Census on 8/31	%HIC Beds	Technical Openings	Veterans
ES	Child and Family Service	CFS - Hale Ohana	20	SP	NR	NR	NR
ES	Child and Family Service	CFS - West Hawaii Domestic Abuse Shelter	15	SP	NR	NR	NR
ES	Family Life Center	FLC - Ho'olanani	25	23	92%	2	0
ES	HOPE Services Hawaii	HOPE - East Hawaii Emergency Mens Program ES	32	36	113%	0	5
ES	HOPE Services Hawaii	HOPE - Kiheipua Emergency Shelter	44	60	136%	0	0
ES	HOPE Services Hawaii	HOPE - Ohea ES	5	3	60%	2	3
ES	HOPE Services Hawaii	HOPE - West Hawaii Emergency Housing Program	31	34	110%	0	3
ES	Kauai Economic Opportunity	KEO - Mana'olana Emergency Homeless Shelter	38	38	100%	0	0
ES	KHAKO, INC	KHAKO - Central Emergency	78	143	183%	0	3
ES	KHAKO, INC	KHAKO - Westside Emergency	68	83	122%	0	5
ES	USVETS	USVETS - Hilo HOPTel Program	5	5	100%	0	5
ES	USVETS	USVETS - Kauai HOPTel Program	5	2	40%	3	2
ES	Women Helping Women	WHW - Hale Lokomaikai	24	SP	NR	NR	NR
ES	YWCA of Kauai	YWCA - Family Violence Shelter	18	SP	NR	NR	NR
	Subtotal Emergency Shelters		331	427	129%	7	26
TH	Child and Family Service	CFS - Hale Kahua Pa'a	10	NR	NR	NR	NR
TH	Hawaii Affordable Properties, Inc.	HAP - Na Kahua Hale O Ulu Wini (Kaloko)	115	83	72%	32	0
TH	Hawaii Island Home for Recovery, Inc.	HIHR - Transitional Housing Project	19	16	84%	3	1
TH	HOPE Services Hawaii	HOPE - Kuleana House	7	3	43%	4	0
TH	HOPE Services Hawaii	HOPE - Wilder House	10	5	50%	5	0
TH	Kauai Economic Opportunity	KEO - Kome TH	7	7	100%	0	0
TH	Kauai Economic Opportunity	KEO - Komohana Group Home	6	3	50%	3	1
TH	Kauai Economic Opportunity	KEO - Lawehana TH	9	7	78%	2	0
TH	Kauai Economic Opportunity	KEO - Lihue Court Apartments	40	6	15%	34	0
TH	Kauai Economic Opportunity	KEO - Mana'olana Transitional Housing	24	33	138%	0	0
TH	KHAKO, INC	KHAKO - Central Transitional	193	104	54%	89	6
TH	KHAKO, INC	KHAKO - Westside Transitional	136	68	50%	68	1
TH	Salvation Army Big Island	SARMY - Big Island RHY TLP	2	1	50%	1	0
TH	Women In Need	WIN - Bridge to Success Kauai	22	27	123%	0	0
	Subtotal Transitional Housing		590	363	62%	241	9
PSH	Family Life Center	FLC - HPO NI Housing First	15	2	13%	13	0
PSH	Family Life Center	FLC - S+C 1	2	2	100%	0	0
PSH	Family Life Center	FLC - S+C 2	21	19	90%	2	3
PSH	Family Life Center	FLC - S+C 3	10	10	100%	0	0
PSH	Family Life Center	FLC - S+C 6 (Eha split)	22	27	123%	0	3
PSH	Family Life Center	FLC - S+C 7	6	6	100%	0	0
PSH	Hawaii Island Home for Recovery, Inc.	FLC - S+C 8	3	3	100%	0	2
PSH	Hawaii Island Home for Recovery, Inc.	HIHR - New HIHR PSH (FY2014)	5	6	120%	0	1
PSH	Hawaii Island Home for Recovery, Inc.	HIHR - Permanent Housing Project (FY2011)	16	16	100%	0	1
PSH	HOPE Services Hawaii	HIHR - PSH 3	3	1	33%	2	0
PSH	Kauai Economic Opportunity	HOPE - Kukui Shelter Plus Care	111	69	62%	42	8
PSH	Kauai Economic Opportunity	KEO - Pa'a Hana Group Home	4	0	0%	4	0
PSH	Maui AIDS Foundation	KEO - Shelter Plus Care Project	2	2	100%	0	1
PSH	Steadfast Housing Dev Corp	MAF - HOPWA PSH	29	NR	NR	NR	NR
PSH	Steadfast Housing Dev Corp	SHDC - Eha Shelter Plus Care	24	26	108%	0	2
PSH	Steadfast Housing Dev Corp	SHDC - Eono Shelter Plus Care	13	10	77%	3	0
PSH	Steadfast Housing Dev Corp	SHDC - Kaahale Supportive Housing Program	5	5	100%	0	0
PSH	Steadfast Housing Dev Corp	SHDC - Kaulana Supportive Housing Program	5	5	100%	0	0
PSH	Steadfast Housing Dev Corp	SHDC - Kulalani Supportive Housing Program	6	6	100%	0	0
	Subtotal Permanent Supportive Housing		273	215	79%	66	21
RRH	Catholic Charities Hawaii	CCH - SHEG NI Rapid Rehousing		33	NA	NA	1
RRH	Catholic Charities Hawaii	CCH - SSVF Priority 2 Rapid Rehousing		55	NA	NA	48
RRH	Family Life Center	FLC - ESG Rapid Re-housing		4	NA	NA	0
RRH	Family Life Center	FLC - HPO Rapid Re-Housing		10	NA	NA	1
RRH	Family Life Center	FLC - HPP Kauai Rapid Re-housing		16	NA	NA	0
RRH	Family Life Center	FLC - HPP Maui Rapid Re-housing		85	NA	NA	2
RRH	HOPE Services Hawaii	HOPE - ESG Rapid Re-housing		212	NA	NA	8
RRH	HOPE Services Hawaii	HOPE - HPO Rapid Re-Housing		43	NA	NA	1
RRH	HOPE Services Hawaii	HOPE - HPP Rapid Re-housing		148	NA	NA	0
RRH	Kauai Economic Opportunity	KEO - ESG Rapid Re-housing		56	NA	NA	3
RRH	U.S. Veterans Initiative	USVETS - SSVF Priority 2 Rapid Re-housing		124	NA	NA	105
	Subtotal Rapid ReHousing			786	NA	NA	169
	Total Emergency+Transitional		921	790	86%	248	35

Outreach Program Count

Active as of August 31, 2017

Programs	CoC	Active Count	# Veterans
FLC - Maui Regions 1, 2, 3, 6 - Street Outreach (HPO)	BOS	80	4
FLC - Maui Regions 4, 5 - Street Outreach (HPO)	BOS	36	1
HOPE - Hawaii Regions 1, 8, 9, 10 - Street Outreach (HPO)	BOS	51	1
HOPE - Hawaii Regions 2, 3, 4, 5, 6, 7 - Street Outreach (HPO)	BOS	124	1
HOPE - PATH Street Outreach Program	BOS	27	2
KEO - Kauai All Regions - Street Outreach (HPO)	BOS	129	2
MHK - PATH Street Outreach Program	BOS	5	0
SARMY - Maui Homeless Outreach Program	BOS	82	11
CHOW - Oahu Region 1 - Street Outreach (HPO)	Oahu	120	10
CHOW - Oahu Region 2 - Street Outreach (HPO)	Oahu	20	1
CHOW - Oahu Region 6 - Street Outreach (HPO)	Oahu	7	0
HNP - Hale Na`au Pono AMHD Street Outreach Program	Oahu	9	0
IHS - Oahu Region 1 - Street Outreach (HPO)	Oahu	53	3
IHS - Oahu Region 2 - Street Outreach (HPO)	Oahu	147	10
IHS - Oahu Region 4 - Street Outreach (HPO)	Oahu	77	9
KPHC - DHS Homeless Outreach Program	Oahu	3	0
KPHC - Oahu Region 1 - Street Outreach (HPO)	Oahu	268	8
KPHC - Oahu Region 2 - Street Outreach (HPO)	Oahu	28	3
KPHC - Oahu Region 6 - Street Outreach (HPO)	Oahu	28	2
KPHC - PATH Street Outreach Program	Oahu	187	4
KWO - Homeless Outreach/Drop-In Services	Oahu	25	2
KWO - Oahu Region 7 - Street Outreach (HPO)	Oahu	235	2
MHK - Oahu Activity Center Homeless Outreach Program	Oahu	8	0
NALO - Waimanalo Health Center Street Outreach	Oahu	12	1
USVETS - BP Oahu Region 3 - Street Outreach (HPO)	Oahu	59	14
USVETS - BP Oahu Region 5 - Street Outreach (HPO)	Oahu	24	5
WCCHC - Homeless Outreach Program	Oahu	219	8
TOTAL BY CONTINUUM (may be duplicated)	Oahu	1,529	82
TOTAL BY CONTINUUM (may be duplicated)	BOS	534	22
TOTAL STATEWIDE (may be duplicated)		2,063	104

**Consent to Share Data by Program Type
Intakes During August 2017**

Program Type	No	Yes	Grand Total	% Consent
Emergency Shelter (ES)	18	386	404	96%
Homeless Outreach	127	413	540	76%
Homeless Prevention	2	50	52	96%
Permanent Supportive Housing (PSH)	1	12	13	92%
Rapid Re-Housing (RRH)	10	202	212	95%
Services Only program		42	42	100%
Transitional Housing (TH)	8	102	110	93%
Grand Total	166	1,207	1,373	88%

**Consent to Share Data by Organization and Program
Intakes During August 2017**

Agency/Program	No	Yes	Grand Total	% Consent
Alternative Structures International	6	49	55	89%
ASI - HPO Rapid Re-Housing	3	19	22	86%
ASI - Ohana Ola O Kahumana	1	24	25	96%
ASI - Ulu Ke Kukui (Villages of Maili)	2	6	8	75%
Catholic Charities Hawaii	5	74	79	94%
CCH - HPO NI Housing First (Kauai)		1	1	100%
CCH - HPP Rapid Re-housing	3	31	34	91%
CCH - Kakaako Family Assessment Center		5	5	100%
CCH - Ma'ili Land Transitional Housing	1	1	2	50%
CCH - SHEG NI Homelessness Prevention		4	4	100%
CCH - SHEG NI Rapid Rehousing		5	5	100%
CCH - SHEG Oahu Homelessness Prevention		8	8	100%
CCH - SHEG Oahu Rapid Re-Housing		2	2	100%
CCH - SSVF Priority 1 Homeless Prevention		2	2	100%
CCH - SSVF Priority 1 Rapid Rehousing		4	4	100%
CCH - SSVF Priority 2 Rapid Rehousing	1	11	12	92%
CHOW Project	1	31	32	97%
CHOW - Oahu Region 1 - Street Outreach (HPO)	1	14	15	93%
CHOW - Oahu Region 2 - Street Outreach (HPO)		16	16	100%
CHOW - Oahu Region 6 - Street Outreach (HPO)		1	1	100%
Family Life Center		83	83	100%
FLC - ESG Rapid Re-housing		1	1	100%
FLC - Ho'olanani		5	5	100%
FLC - HPO NI Housing First		1	1	100%
FLC - HPO Rapid Re-Housing		1	1	100%
FLC - HPP Maui Homelessness Prevention		2	2	100%
FLC - HPP Maui Rapid Re-housing		8	8	100%
FLC - Maui Regions 1, 2, 3, 6 - Street Outreach (HPO)		45	45	100%
FLC - Maui Regions 4, 5 - Street Outreach (HPO)		19	19	100%
FLC - S+C 6 (Eha split)		1	1	100%
Family Promise of Hawaii		8	8	100%

**Consent to Share Data by Organization and Program
Intakes During August 2017**

Agency/Program	No	Yes	Grand Total	% Consent
FPH - Honolulu Family Center		6	6	100%
FPH - Windward Family Center		2	2	100%
GHP - Community Residential Program - CoC Program TH		1	1	100%
HNP - Hale Na`au Pono AMHD Street Outreach Program		1	1	100%
Holomua Na Ohana - Weinberg Village Waimanalo		4	4	100%
Honolulu Community Action Program	2	10	12	83%
HCAP - HPO Rapid Re-Housing		4	4	100%
HCAP - Kumuhonua	2	6	8	75%
HOPE Services Hawaii, Inc.	2	200	202	99%
HOPE - East Hawaii Emergency Mens Program ES		22	22	100%
HOPE - ESG Rapid Re-housing		37	37	100%
HOPE - Hawaii Regions 1, 8, 9, 10 - Street Outreach (HPO)		7	7	100%
HOPE - Hawaii Regions 2, 3, 4, 5, 6, 7 - Street Outreach (HPO)	1	50	51	98%
HOPE - HPO Rapid Re-Housing		28	28	100%
HOPE - HPP Homelessness Prevention		3	3	100%
HOPE - HPP Rapid Re-housing		12	12	100%
HOPE - Kiheipua	1	12	13	92%
HOPE - Kukui S+C Program		1	1	100%
HOPE - PATH Street Outreach Program		15	15	100%
HOPE - West Hawaii Emergency Housing Program		12	12	100%
HOPE - Wilder House		1	1	100%
Housing Solutions, Inc.		8	8	100%
HSI - Kulaokahua Apts (TH for the Elderly)		3	3	100%
HSI - Na Kolea Rooming House (TH for Working Singles)		5	5	100%
Institute for Human Services	40	231	271	85%
IHS - AMHD Street Outreach Program	1		1	0%
IHS - Behavioral Health ES		9	9	100%
IHS - ESG Homelessness Prevention		9	9	100%
IHS - Hale Mauiola Program (Sand Island)	1	15	16	94%
IHS - HPO Homeless Prevention		8	8	100%
IHS - HPO Rapid Re-Housing	2	9	11	82%
IHS - HPP Homelessness Prevention	2	6	8	75%
IHS - HPP Rapid Re-housing		9	9	100%
IHS - Kaa`ahi Families ES	2	11	13	85%
IHS - Kaa`ahi Women's ES	4	34	38	89%
IHS - New PSH 2013 (CoC Funded)		2	2	100%
IHS - Oahu Region 1 - Street Outreach (HPO)	1	7	8	88%
IHS - Oahu Region 2 - Street Outreach (HPO)	19	28	47	60%
IHS - Oahu Region 4 - Street Outreach (HPO)	3	12	15	80%
IHS - SPC Home Sweet Home		2	2	100%
IHS - Sumner Men's ES	4	60	64	94%
IHS - TBH Medical Respite (ES)	1	10	11	91%
Ka Hale A Ke Ola, Inc	1	77	78	99%
KHAKO - Central ES	1	37	38	97%

**Consent to Share Data by Organization and Program
Intakes During August 2017**

Agency/Program	No	Yes	Grand Total	% Consent
KHAKO - Central TH		4	4	100%
KHAKO - Westside ES		33	33	100%
KHAKO - Westside TH		3	3	100%
Kalihi Palama Health Center	73	42	115	37%
KPHC - ESG Homelessness Prevention		8	8	100%
KPHC - ESG Rapid Re-housing		3	3	100%
KPHC - Oahu Region 1 - Street Outreach (HPO)	41	10	51	20%
KPHC - Oahu Region 6 - Street Outreach (HPO)	8	1	9	11%
KPHC - PATH Street Outreach Program	24	20	44	45%
Kauai Economic Opportunity	1	59	60	98%
KEO - Kauai All Regions - Street Outreach (HPO)		40	40	100%
KEO - Kome TH Program		2	2	100%
KEO - Komohana Group Home TH		2	2	100%
KEO - Mana'olana Emergency	1	15	16	94%
Kealahou West Oahu	1	27	28	96%
KWO - Oahu Region 7 - Street Outreach (HPO)		11	11	100%
KWO - Onelau`ena		9	9	100%
KWO - Onemalu TH	1	7	8	88%
Legal Aid Society of Hawaii		42	42	100%
LASH - Legal Services Program (HPO funded)		33	33	100%
LASH - Oahu SSO Program		9	9	100%
Mental Health Kokua	1	1	2	50%
MHK - Oahu Activity Center Homeless Outreach Program	1		1	0%
MHK - PATH Street Outreach Program		1	1	100%
Salvation Army ATS - Oahu ATS Program	1	1	2	50%
Salvation Army FSO	1	7	8	88%
SARMY - FSO HPO Rapid Re-Housing	1	6	7	86%
SARMY - Pathway of Hope TH		1	1	100%
Salvation Army Maui- Homeless Outreach Program	15	12	27	44%
Shelter of Wisdom	1	7	8	88%
SOW - Great Joy 3		2	2	100%
SOW - Great Joy 4		1	1	100%
SOW - Hearts of Joy 1		3	3	100%
SOW - Hearts of Joy 2	1	1	2	50%
SHDC - Kaulana CoC Funded (Maui)		1	1	100%
USVETS	3	151	154	98%
USVETS - BP ADVANCE WOMEN		4	4	100%
USVETS - BP Ewa HOPTel		3	3	100%
USVETS - BP Hilo HOPTel Program		2	2	100%
USVETS - BP Kauai HOPTel Program		2	2	100%
USVETS - BP Oahu Region 3 - Street Outreach (HPO)		54	54	100%
USVETS - BP Oahu Region 5 - Street Outreach (HPO)		17	17	100%
USVETS - BP Pearl City HOPTel		3	3	100%
USVETS - BP Pearl City Seniors HOPTel		2	2	100%

**Consent to Share Data by Organization and Program
Intakes During August 2017**

Agency/Program	No	Yes	Grand Total	% Consent
USVETS - BP Respite Beds Barbers Point		3	3	100%
USVETS - BP Veterans-in-Progress (VIP)		16	16	100%
USVETS - SSVF Priority 2 Rapid Re-housing		1	1	100%
USVETS - WCC Emergency Shelter	1	30	31	97%
USVETS - WCC ESG Rapid Re-housing		1	1	100%
USVETS - WCC HOPTEL	1		1	0%
USVETS - WCC Housing First Increment II (CoC)	1	3	4	75%
USVETS - WCC HPO Rapid Re-Housing		10	10	100%
WCCHC - Homeless Outreach Program	12	26	38	68%
Waikiki Health Next Step Emergency Shelter		37	37	100%
Waimanalo Health Center Street Outreach		6	6	100%
Women In Need		11	11	100%
WIN - Bridge To Success Halawa		5	5	100%
WIN - Bridge To Success Kauai		3	3	100%
WIN - Family House Aiea		3	3	100%
Grand Total	166	1,207	1,373	88%

**Length of Stay by County and Program Type
Exits During August 2017**

County/Type of Program	# Exits in August	Average Days to Exit
Hawaii	139	82
Emergency Shelter (ES)	50	46
Homeless Outreach	70	66
Homeless Prevention	11	212
Rapid Re-Housing (RRH)	6	220
Transitional Housing (TH)	2	378
Kauai	47	82
Emergency Shelter (ES)	35	107
Homeless Outreach	12	10
Maui	288	103
Emergency Shelter (ES)	115	82
Homeless Outreach	107	49
Homeless Prevention	1	378
Permanent Supportive Housing (PSH)	10	925
Rapid Re-Housing (RRH)	1	90
Transitional Housing (TH)	54	96
Oahu	862	131
Emergency Shelter (ES)	284	91
Homeless Outreach	329	85
Homeless Prevention	34	173
Permanent Supportive Housing (PSH)	19	440
Rapid Re-Housing (RRH)	66	205
Services Only program	1	5
Transitional Housing (TH)	129	246
Grand Total	1336	118

**Length of Stay by Agency and Program
Exits During August 2017**

Agency/Program	# Exits in August	Average Days to Exit
Alternative Structures International	63	260
ASI - HPO Rapid Re-Housing	2	0
ASI - Ohana Ola O Kahumana	43	283
ASI - Ulu Ke Kukui (Villages of Maili)	18	235
Catholic Charities Hawaii	118	197
CCH - HPP Rapid Re-housing	40	236
CCH - Kakaako Family Assessment Center	11	76
CCH - Ma'ili Land Transitional Housing	3	303
CCH - SHEG NI Homelessness Prevention	7	171
CCH - SHEG NI Rapid Rehousing	2	152
CCH - SHEG Oahu Homelessness Prevention	28	189
CCH - SHEG Oahu Rapid Re-Housing	15	196

**Length of Stay by Agency and Program
Exits During August 2017**

Agency/Program	# Exits in August	Average Days to Exit
CCH - SSVF Priority 1 Rapid Rehousing	6	94
CCH - SSVF Priority 2 Homeless Prevention	4	284
CCH - SSVF Priority 2 Rapid Rehousing	2	286
CHOW Project	17	93
CHOW - Oahu Region 1 - Street Outreach (HPO)	13	94
CHOW - Oahu Region 2 - Street Outreach (HPO)	4	91
Family Life Center	89	24
FLC - Ho'olanani	7	26
FLC - Maui Regions 1, 2, 3, 6 - Street Outreach (HPO)	63	21
FLC - Maui Regions 4, 5 - Street Outreach (HPO)	19	33
Family Promise of Hawaii	10	69
FPH - Honolulu Family Center	5	102
FPH - Windward Family Center	5	36
Gregory House Programs	2	129
GHP - HOPWA Gregory House - Competitive TH	2	129
Hawaii Affordable Properties, Inc.	2	378
HAP - Na Kahua Hale O Ulu Wini	2	378
Holomua Na Ohana	11	80
HNO - Weinberg Village Waimanalo	11	80
Honolulu Community Action Program	5	229
HCAP - Kumuhonua	5	229
HOPE Services Hawaii, Inc.	121	61
HOPE - East Hawaii Emergency Mens Program ES	20	38
HOPE - ESG Rapid Re-housing	2	222
HOPE - Hawaii Regions 1, 8, 9, 10 - Street Outreach (HPO)	31	99
HOPE - Hawaii Regions 2, 3, 4, 5, 6, 7 - Street Outreach (HPO)	38	41
HOPE - Kiheipua	18	51
HOPE - PATH Street Outreach Program	1	25
HOPE - West Hawaii Emergency Housing Program	11	54
Housing Solutions, Inc.	16	405
HSI - Kulaokahua Apts (TH for the Elderly)	6	516
HSI - Na Kolea Rooming House (TH for Working Singles)	10	339
Institute for Human Services	183	108
IHS - AMHD Street Outreach Program	1	0
IHS - Behavioral Health ES	10	43
IHS - City FY15 Housing First PSH	9	322
IHS - ESG Homelessness Prevention	1	364
IHS - Hale Mauiola Program (Sand Island)	12	198
IHS - HPO Rapid Re-Housing	1	56
IHS - HPP Homelessness Prevention	5	43
IHS - Kaa`ahi Families ES	30	152
IHS - Kaa`ahi Women's ES	35	31
IHS - New PSH 2013 (CoC Funded)	1	1005
IHS - Non Client Street Outreach Program (CLOSED)	2	152

**Length of Stay by Agency and Program
Exits During August 2017**

Agency/Program	# Exits in August	Average Days to Exit
IHS - Oahu Region 1 - Street Outreach (HPO)	1	90
IHS - Oahu Region 2 - Street Outreach (HPO)	2	95
IHS - Oahu Region 4 - Street Outreach (HPO)	1	111
IHS - Sumner Men's ES	57	74
IHS - TBH Medical Respite (ES)	11	53
IHS - Urban Honolulu Homeless Outreach Program (CLOSED)	4	323
Ka Hale A Ke Ola, Inc	162	89
KHAKO - Central ES	73	102
KHAKO - Central TH	27	102
KHAKO - Westside ES	35	52
KHAKO - Westside TH	27	89
Kalihi Palama Health Center	175	98
KPHC - DHS Homeless Outreach Program	1	130
KPHC - ESG Rapid Re-housing	1	187
KPHC - Oahu Region 1 - Street Outreach (HPO)	57	104
KPHC - Oahu Region 2 - Street Outreach (HPO)	37	92
KPHC - Oahu Region 6 - Street Outreach (HPO)	12	117
KPHC - PATH Street Outreach Program	67	90
Kauai Economic Opportunity	46	83
KEO - Kauai All Regions - Street Outreach (HPO)	12	10
KEO - Mana'olana Emergency	34	109
Kealahou West Oahu	49	74
KWO - Oahu Region 7 - Street Outreach (HPO)	32	43
KWO - Onelau`ena	10	93
KWO - Onemalu TH	7	187
Legal Aid Society of Hawaii	1	5
LASH - Oahu SSO Program	1	5
Maui AIDS Foundation	10	956
MAF - HOPWA Formula - PSH TBRA	9	1020
MAF - HOPWA Formula STRMU	1	378
Mental Health Kokua	3	550
MHK - PATH Street Outreach Program	1	90
MHK - Safe Haven Permanent Supportive Housing	2	780
Salvation Army FTS	1	10
SARMY - Ka Ohu Hou O Manoa FTS	1	10
Salvation Army Maui	24	135
SARMY - Maui Homeless Outreach Program	24	135
Shelter of Wisdom	8	220
SOW - Great Joy 3	2	67
SOW - Great Joy 4	1	33
SOW - Hearts of Joy 1	1	399
SOW - Hearts of Joy 2	4	298
Steadfast Housing Development Corporation	7	300
SHDC - Ahukini CoC Funded (Oahu)	1	670

**Length of Stay by Agency and Program
Exits During August 2017**

Agency/Program	# Exits in August	Average Days to Exit
SHDC - Eha S+C	1	66
SHDC - Kalaeloa (Headway House) CoC Funded (Oahu)	1	259
SHDC - Kaukama CoC Funded (Oahu)	1	196
SHDC - Komo Mai CoC Funded (Oahu)	1	159
SHDC - Oahu Shelter Plus Care Program	2	374
USVETS	123	86
USVETS - BP ADVANCE WOMEN	1	131
USVETS - BP Ewa HOPTel	2	25
USVETS - BP Hilo HOPTel Program	1	28
USVETS - BP Housing First PSH	2	770
USVETS - BP Kauai HOPTel Program	1	36
USVETS - BP Oahu Region 3 - Street Outreach (HPO)	46	33
USVETS - BP Oahu Region 5 - Street Outreach (HPO)	8	68
USVETS - BP Pearl City HOPTel	4	55
USVETS - BP Pearl City Seniors HOPTel	3	47
USVETS - BP Respite Beds Barbers Point	2	58
USVETS - BP Veterans-in-Progress (VIP)	16	153
USVETS - SSVF Priority 1 Rapid Re-housing	1	322
USVETS - SSVF Priority 2 Rapid Re-housing	1	90
USVETS - WCC Emergency Shelter	34	101
USVETS - WCC HOPTel	1	20
Waianae Coast Comprehensive Health Center	41	99
WCCHC - Homeless Outreach Program	41	99
Waikiki Health	44	98
WH - Next Step Emergency Shelter	44	98
Women In Need	5	224
WIN - Bridge To Success Halawa	1	115
WIN - Family House Aiea	4	252
Grand Total	1336	118

Timeliness Report - August 2017 (Intakes)

Report Period..... 8/1/2017 - 8/31/2017
 Program..... All Programs



Average Days Taken to Input Enrollments		
Program Name	Total Enrollments	Average Days to Input
ALEA - Street Outreach Program	1	1.00
ASI - HPO Rapid Re-Housing	13	0.69
ASI - Ohana Ola O Kahumana	15	4.81
ASI - Ulu Ke Kukui (Villages of Maili)	8	2.80
CCH - HPO NI Housing First (Kauai)	1	0.00
CCH - HPP Rapid Re-housing	21	1.58
CCH - Kakaako Family Assessment Center	3	2.00
CCH - Ma'ili Land Transitional Housing	2	0.75
CCH - SHEG NI Homelessness Prevention	4	0.40
CCH - SHEG NI Rapid Rehousing	3	1.36
CCH - SHEG Oahu Homelessness Prevention	6	3.22
CCH - SHEG Oahu Rapid Re-Housing	2	1.00
CCH - SSVF Priority 1 Homeless Prevention	3	1.00
CCH - SSVF Priority 1 Rapid Rehousing	6	0.33
CCH - SSVF Priority 2 Rapid Rehousing	10	2.14
CHOW - Oahu Region 1 - Street Outreach (HPO)	15	1.93
CHOW - Oahu Region 2 - Street Outreach (HPO)	16	0.50
CHOW - Oahu Region 6 - Street Outreach (HPO)	1	4.00
FLC - ESG Rapid Re-housing	2	23.00
FLC - Ho'olanani	6	1.73
FLC - HPO NI Housing First	1	24.00
FLC - HPO Rapid Re-Housing	2	23.67
FLC - HPP Maui Homelessness Prevention	1	5.00
FLC - HPP Maui Rapid Re-housing	4	9.10
FLC - Maui Regions 1, 2, 3, 6 - Street Outreach (HPO)	37	3.36
FLC - Maui Regions 4, 5 - Street Outreach (HPO)	17	9.68
FLC - S+C 6 (Eha split)	1	14.00
FPH - Honolulu Family Center	3	1.11
FPH - Windward Family Center	1	1.00
GHP - Community Residential Program - CoC Program TH	1	1.00
GHP - HOPWA Gregory House - Competitive TH	2	37.50
HAP - Na Kahua Hale O Ulu Wini	1	1.00
Hawaii County VI SPDAT v2 Family	36	4.08
Hawaii County VI SPDAT v2 Individual	65	3.91
HCAP - HPO Rapid Re-Housing	4	4.50
HCAP - Kumuhonua	8	3.63
HNO - Weinberg Village Waimanalo	3	1.82
HNP - Hale Na`au Pono AMHD Street Outreach Program	1	0.00
HOPE - East Hawaii Emergency Mens Program ES	22	2.09
HOPE - ESG Rapid Re-housing	33	3.40
HOPE - Hawaii Regions 1, 8, 9, 10 - Street Outreach (HPO)	6	3.71
HOPE - Hawaii Regions 2, 3, 4, 5, 6, 7 - Street Outreach (HPO)	40	4.75
HOPE - HPO Rapid Re-Housing	21	8.16
HOPE - HPP Homelessness Prevention	2	1.00
HOPE - HPP Rapid Re-housing	9	3.30
HOPE - Kiheipua	7	2.15

Timeliness Report - August 2017 (Intakes)

Report Period..... 8/1/2017 - 8/31/2017
 Program..... All Programs



Average Days Taken to Input Enrollments		
Program Name	Total Enrollments	Average Days to Input
HOPE - Kukui S+C Program	1	9.00
HOPE - PATH Street Outreach Program	14	2.35
HOPE - West Hawaii Emergency Housing Program	14	3.57
HOPE - Wilder House	1	2.00
HSI - Kulaokahua Apts (TH for the Elderly)	3	0.00
HSI - Na Kolea Rooming House (TH for Working Singles)	5	0.60
IHS - Ala Moana ES	1	1.00
IHS - AMHD Street Outreach Program	4	0.25
IHS - Behavioral Health ES	10	1.20
IHS - ESG Homelessness Prevention	8	2.00
IHS - Hale Mauiola Program (Sand Island)	15	11.93
IHS - HPO Homeless Prevention	7	2.12
IHS - HPO Rapid Re-Housing	8	0.76
IHS - HPP Homelessness Prevention	6	3.15
IHS - HPP Rapid Re-housing	6	1.70
IHS - Kaa`ahi Families ES	9	0.10
IHS - Kaa`ahi Women's ES	42	0.67
IHS - New PSH 2013 (CoC Funded)	2	1.00
IHS - Oahu Region 1 - Street Outreach (HPO)	11	3.55
IHS - Oahu Region 2 - Street Outreach (HPO)	49	1.51
IHS - Oahu Region 4 - Street Outreach (HPO)	15	2.16
IHS - SPC Home Sweet Home	2	1.50
IHS - Sumner Men's ES	71	1.04
IHS - TBH Medical Respite (ES)	14	4.79
Kauai County VI SPDAT v2 Family	8	1.05
Kauai County VI SPDAT v2 Individual	16	2.12
KEO - Kauai All Regions - Street Outreach (HPO)	37	7.40
KEO - Kome TH Program	1	6.00
KEO - Komohana Group Home TH	1	13.00
KEO - Mana'olana Emergency	17	1.23
KHAKO - Central ES	32	1.95
KHAKO - Central TH	2	0.44
KHAKO - Westside ES	37	2.48
KHAKO - Westside TH	2	3.60
KPHC - ESG Homelessness Prevention	7	1.56
KPHC - ESG Rapid Re-housing	2	0.00
KPHC - Oahu Region 1 - Street Outreach (HPO)	54	1.65
KPHC - Oahu Region 6 - Street Outreach (HPO)	10	2.60
KPHC - PATH Services Only Program	2	1.00
KPHC - PATH Street Outreach Program	45	1.11
KWO - Oahu Region 7 - Street Outreach (HPO)	12	10.23
KWO - Onelau`ena	10	16.93
KWO - Onemalu TH	5	0.41
LASH - Legal Services Program (HPO funded)	38	0.66
LASH - Oahu SSO Program	9	6.33
Maui County VI SPDAT v2 Family	16	3.27

Timeliness Report - August 2017 (Exits)

Report Period..... 8/1/2017 - 8/31/2017
 Program..... All Programs



Average Days Taken to Exit Enrollments		
Program Name	Total Exited Enrollments	Average Days to Exit
ASI - HPO Rapid Re-Housing	2	0.00
ASI - Ohana Ola O Kahumana	11	6.50
ASI - Ulu Ke Kukui (Villages of Maili)	3	2.00
CARE - Care Hawaii AMHD Street Outreach Program	1	no data from CW
CCH - HPP Rapid Re-housing	9	8.03
CCH - Kakaako Family Assessment Center	3	0.73
CCH - Ma'ili Land Transitional Housing	1	0.00
CCH - SHEG NI Homelessness Prevention	3	0.00
CCH - SHEG NI Rapid Rehousing	1	21.00
CCH - SHEG Oahu Homelessness Prevention	10	3.86
CCH - SHEG Oahu Rapid Re-Housing	5	0.79
CCH - SSVF Priority 1 Rapid Rehousing	6	0.71
CCH - SSVF Priority 2 Homeless Prevention	4	2.00
CCH - SSVF Priority 2 Rapid Rehousing	2	3.33
CHOW - Oahu Region 1 - Street Outreach (HPO)	17	1.00
CHOW - Oahu Region 2 - Street Outreach (HPO)	17	no data from CW
exGHP - HOPWA Competitive - Services Only Housing Information (HI)	1	no data from CW
FLC - Ho'olanani	6	2.43
FLC - HPP Kauai Rapid Re-housing	1	0.00
FLC - Maui Regions 1, 2, 3, 6 - Street Outreach (HPO)	32	4.38
FLC - Maui Regions 4, 5 - Street Outreach (HPO)	13	8.74
FPH - Honolulu Family Center	2	0.40
FPH - Windward Family Center	1	1.00
GHP - HOPWA Gregory House - Competitive TH	3	17.67
Hawaii County VI SPDAT v2 Family	3	14.67
Hawaii County VI SPDAT v2 Individual	1	0.00
HCAP - Kumuhonua	5	5.40
HNO - Weinberg Village Waimanalo	3	1.36
HNP - Hale Na'au Pono AMHD Street Outreach Program	5	no data from CW
HOPE - East Hawaii Emergency Mens Program ES	19	3.35
HOPE - ESG Rapid Re-housing	2	7.50
HOPE - Hawaii Regions 1, 8, 9, 10 - Street Outreach (HPO)	17	5.68
HOPE - Hawaii Regions 2, 3, 4, 5, 6, 7 - Street Outreach (HPO)	19	11.47
HOPE - Kiheipua	7	1.50
HOPE - PATH Street Outreach Program	2	1.50
HOPE - West Hawaii Emergency Housing Program	10	4.64
HSI - Kulaokahua Apts (TH for the Elderly)	5	0.17
HSI - Na Kolea Rooming House (TH for Working Singles)	11	2.27
IHS - AMHD Street Outreach Program	1	0.00
IHS - Behavioral Health ES	8	1.88
IHS - City FY15 Housing First PSH	2	0.00
IHS - ESG Homelessness Prevention	1	0.00
IHS - Hale Mauiola Program (Sand Island)	10	1.09
IHS - HPP Homelessness Prevention	1	0.00

Timeliness Report - August 2017 (Exits)

Report Period..... 8/1/2017 - 8/31/2017
 Program..... All Programs



Average Days Taken to Exit Enrollments		
Program Name	Total Exited Enrollments	Average Days to Exit
IHS - Kaa`ahi Families ES	8	0.00
IHS - Kaa`ahi Women's ES	33	0.36
IHS - Moiliili Homeless Outreach Program (CLOSED)	1	1.00
IHS - New PSH 2013 (CoC Funded)	1	5.00
IHS - Non Client Street Outreach Program (CLOSED)	3	0.33
IHS - Oahu Region 1 - Street Outreach (HPO)	22	1.00
IHS - Oahu Region 2 - Street Outreach (HPO)	35	1.00
IHS - Oahu Region 4 - Street Outreach (HPO)	15	1.00
IHS - Sumner Men's ES	55	0.82
IHS - TBH Medical Respite (ES)	11	3.91
IHS - Urban Honolulu Homeless Outreach Program (CLOSED)	5	0.20
KEO - Kauai All Regions - Street Outreach (HPO)	14	21.67
KEO - Mana'olana Emergency	26	0.45
KHAKO - Central ES	36	6.19
KHAKO - Central TH	17	8.59
KHAKO - Westside ES	26	2.92
KHAKO - Westside TH	13	3.12
KPHC - DHS Homeless Outreach Program	4	1.00
KPHC - ESG Rapid Re-housing	1	0.00
KPHC - Oahu Region 1 - Street Outreach (HPO)	72	0.00
KPHC - Oahu Region 2 - Street Outreach (HPO)	43	no data from CW
KPHC - Oahu Region 6 - Street Outreach (HPO)	13	1.00
KPHC - PATH Street Outreach Program	79	0.00
KWO - Oahu Region 7 - Street Outreach (HPO)	16	18.38
KWO - Onelau`ena	3	13.30
KWO - Onemalu TH	2	0.00
LASH - Legal Services Program (HPO funded)	4	0.00
LASH - Oahu SSO Program	3	2.00
MAF - HOPWA Formula - PSH TBRA	8	0.00
MAF - HOPWA Formula STRMU	1	0.00
Maui County VI SPDAT v2 Family	2	8.00
Maui County VI SPDAT v2 Individual	1	0.00
MHK - Oahu Activity Center Homeless Outreach Program	5	no data from CW
MHK - PATH Street Outreach Program	21	0.00
MHK - Safe Haven Permanent Supportive Housing	2	17.50
NALO - Waimanalo Health Center Street Outreach	1	no data from CW
Oahu County VI SPDAT v1 Family	24	14.04
Oahu County VI SPDAT v1 Individual	530	0.35
Oahu County VI SPDAT v2 Family	13	5.68
Oahu County VI SPDAT v2 Individual	200	1.52
SARMY - Ka Ohu Hou O Manoa FTS	1	50.00
SARMY - Maui Homeless Outreach Program	45	7.06
SHDC - Ahukini CoC Funded (Oahu)	1	1.00
SHDC - Eha S+C	1	0.00

Timeliness Report - August 2017 (Exits)

Report Period..... 8/1/2017 - 8/31/2017
 Program..... All Programs



Average Days Taken to Exit Enrollments		
Program Name	Total Exited Enrollments	Average Days to Exit
SHDC - Kalaeloa (Headway House) CoC Funded (Oahu)	1	5.00
SHDC - Komo Mai CoC Funded (Oahu)	1	0.00
SHDC - Oahu Shelter Plus Care Program	2	0.50
SOW - Great Joy 3	2	7.50
SOW - Great Joy 4	1	4.00
SOW - Hearts of Joy 1	1	14.00
SOW - Hearts of Joy 2	4	7.25
USVETS - BP ADVANCE WOMEN	1	2.00
USVETS - BP Ewa HOPTel	2	0.00
USVETS - BP Hilo HOPTel Program	1	1.00
USVETS - BP Housing First PSH	2	11.50
USVETS - BP Kauai HOPTel Program	1	0.00
USVETS - BP Oahu Region 3 - Street Outreach (HPO)	61	2.91
USVETS - BP Oahu Region 5 - Street Outreach (HPO)	9	0.00
USVETS - BP Pearl City HOPTel	4	0.50
USVETS - BP Pearl City Seniors HOPTel	3	0.67
USVETS - BP Respite Beds Barbers Point	2	0.50
USVETS - BP Veterans-in-Progress (VIP)	16	1.00
USVETS - SSVF Priority 1 Rapid Re-housing	1	28.00
USVETS - SSVF Priority 2 Rapid Re-housing	1	21.00
USVETS - WCC Emergency Shelter	16	3.97
USVETS - WCC HOPTel	1	10.00
WCCHC - Homeless Outreach Program	47	5.20
WH - Homeless Outreach Program (CLOSED)	1	0.00
WH - Next Step Emergency Shelter	43	2.07
WIN - Bridge To Success Halawa	1	8.00
WIN - Family House Aiea	4	0.00
Aggregates	1932	3.35