

From: Carlos Peraro, CPC
To: Harold Brackeen, State of Hawaii, Homeless Programs Administrator
Brandee Menino, BOS Chair; Jon Berliner, PIC Chair; Jen Stasch, PIC Director
Date: February 22, 2018
Re: January 2018 HMIS Monitoring Reports

Attached for your review and dissemination to Continuum agencies is the January 2018 HMIS monitoring report. Below are brief highlights from the attached reports.

- 1) End of month, January 2018 Census summary by Continuum and Statewide (pp. 2-7)
 - The Statewide census for emergency and transitional programs decreased in January 2018 (3,105) compared to December 2017 (3,198), reflecting an overall decrease in these facilities in both CoCs. For the Neighbor Islands, there was a decrease in the transitional census from 282 in December to 210 in January, and a slight increase in the emergency shelter census from 478 in December to 488 in January. Oahu displayed decreases for both emergency and transitional facilities.
 - The total “vacant beds” when compared to the HIC capacity totaled 694.
 - Statewide Active Outreach clients totaled 1,608 including 1,086 on Oahu and 522 on the Neighbor Islands. Outreach clients decreased for both CoCs continuing a trend for the year.
 - 34 programs on Oahu and 28 programs on the Neighbor Islands had utilization rates of less than 85% or greater than 110%. These programs are marked in red.

- 2) Consent report for January 2018 (pp. 8-19)
 - VI-SPDAT Assessments: Consent to share data rates for Neighbor Islands and Oahu programs were 90% and 83% respectively.
 - By Name List: Consent to share data rates as of February 7, 2018 was 60% statewide; for Oahu Families (56%) and Singles (57%). Neighbor Island family and singles rates ranged from 57% (Maui family) to 91% (Hawaii family and singles).
 - For adult program intakes (n=1,049), the statewide consent to share rate decreased to 90% from 93% in December, still representing a significant and continuing increase since January 2017 (55%).
 - Nine programs (pp. 11-14) had consent rates below 80%. These programs are highlighted in RED.

- 3) Length of Stay by Agency and Program for clients exiting during January 2018 (pp. 20-23)
 - The average LOS for all programs was 164 days (representing 1,124 exits), an increase compared to December (145 days).
 - Overall, emergency shelter and outreach programs’ LOS were shortest (108 and 71 days). Permanent and Transitional Housing program’s LOS were longest (1,011 and 327 days).
 - By County, Oahu (193 days) and Hawaii (138 days) averaged the highest LOS, followed by Maui and Kauai (both 116 days). Of note is that the average includes PH projects, which skew the statistic. PH should be omitted to get a more accurate depiction.
 - Emergency Shelter LOS ranged from 65 days on Maui to 129 days on Oahu. Transitional shelter LOS ranged from 377 days on Kauai to 178 days on Maui.

- 4) Timeliness (entries and exits) during January 2018 (pp. 24-29)
 - Intake Timeliness was 2.58 average days, a slight decrease compared to 2.83 average days in December.
 - 25 programs (highlighted in RED) averaged more than 3 days to enter intakes.
 - Exit timeliness increased to 2.33 average days compared to 2.11 days in December.
 - 31 programs (highlighted in RED) averaged more than 3 days to enter exits.

**HMIS Census Report - January 31, 2018
Oahu and Neighbor Islands - HIC Facilities**

Summary of Monthly HMIS Shelter Census Counts

February 28, 2017 - January 31, 2018

HI-501 Oahu Census Summary

	Emerg	Trans	Total HUD Homeless	HIC Openings	PH	HIC Openings	Veterans ES/TH
February 28, 2017	1149	1484	2633	684	1083	42	234
March 31, 2017	1158	1446	2604	NA	1130	NA	235
April 30, 2017	1018	1340	2358	734	1046	100	205
May 31, 2017	1024	1451	2475	551	1094	70	249
June 30, 2017	1077	1297	2374	594	1147	119	247
July 31, 2017	1100	1286	2386	268	1164	109	246
August 31, 2017	1162	1286	2434	236	1152	115	254
September 30, 2017	1175	1338	2513	209	1110	49	245
October 31, 2017	1197	1305	2502	226	1127	46	247
November 30, 2017	1192	1288	2480	254	1119	51	241
December 31, 2017	1225	1275	2500	219	1112	53	234
January 31, 2018	1179	1228	2407	295	1097	76	244

HI-500 Balance of State Census Summary

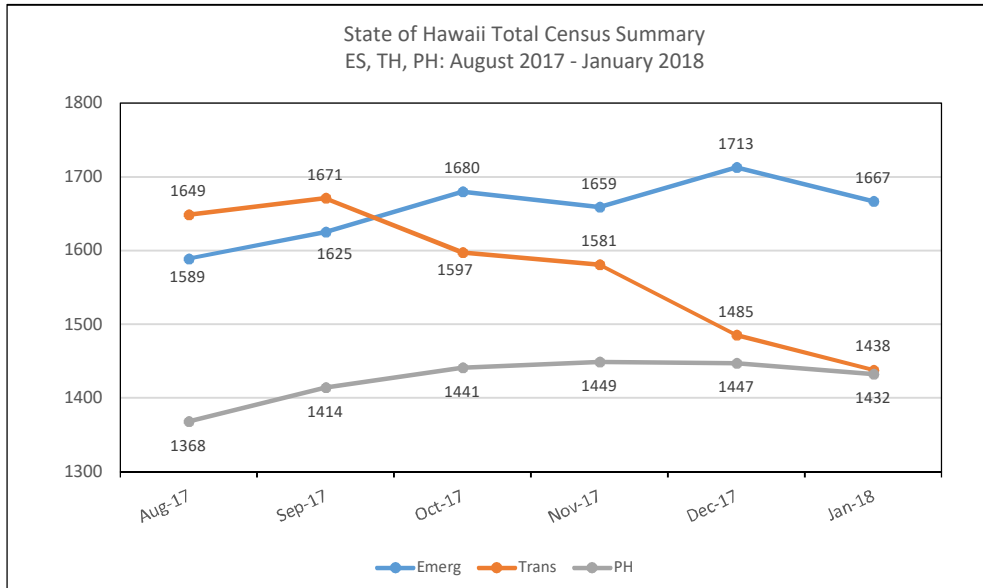
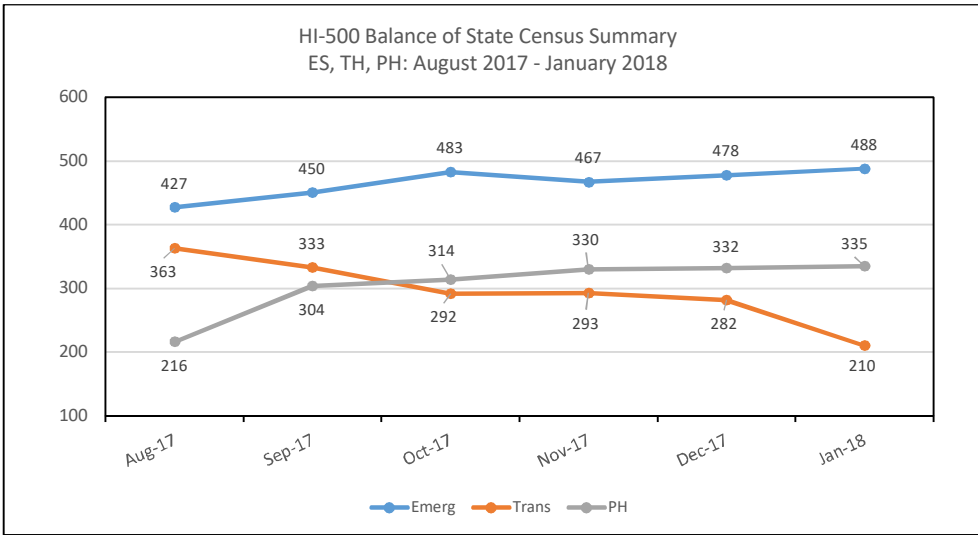
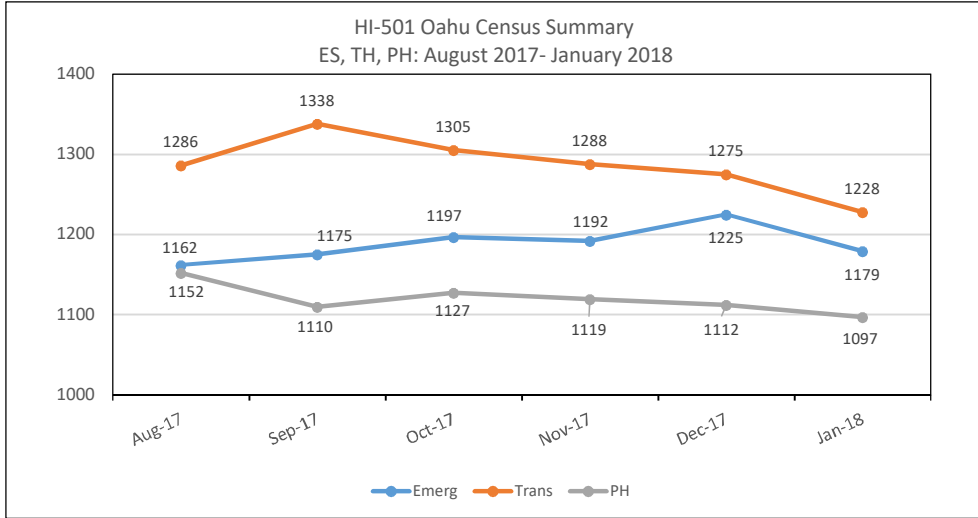
	Emerg	Trans	Total HUD Homeless	HIC Openings	PH	HIC Openings	Veterans ES/TH
February 28, 2017	262	445	707	158	191	52	28
March 31, 2017	281	484	765	NA	217	NA	30
April 30, 2017	227	418	645	321	183	96	29
May 31, 2017	321	430	751	235	218	70	35
June 30, 2017	359	430	789	180	222	71	43
July 31, 2017	398	398	796	203	212	69	39
August 31, 2017	427	363	790	248	216	66	35
September 30, 2017	450	333	783	280	304	132	35
October 31, 2017	483	292	775	307	314	128	44
November 30, 2017	467	293	760	305	330	125	34
December 31, 2017	478	282	760	325	332	123	38
January 31, 2018	488	210	698	399	335	125	32

State of Hawaii Total Census Summary

	Emerg	Trans	Total HUD Homeless	HIC Openings	PH	HIC Openings	Veterans ES/TH
February 28, 2017	1411	1929	3340	842	1274	94	262
March 31, 2017	1439	1930	3369	NA	1347	NA	265
April 30, 2017	1245	1758	3003	1055	1229	196	234
May 31, 2017	1345	1881	3226	786	1312	140	284
June 30, 2017	1436	1727	3163	774	1369	190	290
July 31, 2017	1498	1684	3182	471	1376	178	285
August 31, 2017	1589	1649	3238	484	1368	181	289
September 30, 2017	1625	1671	3296	489	1414	181	280
October 31, 2017	1680	1597	3277	533	1441	174	291
November 30, 2017	1659	1581	3240	559	1449	176	275
December 31, 2017	1713	1485	3198	544	1447	178	266
January 31, 2018	1667	1438	3105	694	1,432	201	276

HMIS Census Report - January 31, 2018
Oahu and Neighbor Islands - HIC Facilities

Summary of Monthly HMIS Shelter Census Counts



Census Report - January 31, 2018
Oahu - HIC Facilities

Proj. Type	Organization Name	Project Name	HIC Beds	Census on 01/31/18	% HIC Beds	Technical Openings	Veterans
ES	Child and Family Service	CFS - Honolulu Shelter	33	SP	NR	NR	SP
ES	Child and Family Service	CFS - Leeward Shelter	27	SP	NR	NR	SP
ES	Catholic Charities Hawaii	CCH - Kakaako Family Assessment Center	50	47	94%	3	1
ES	Family Promise of Hawaii	FPH - Honolulu Family Center	14	14	100%	0	0
ES	Family Promise of Hawaii	FPH - Windward Family Center	14	11	79%	3	0
ES	Hale Kipa Inc.	HKIPA - Boys BCP ES	8	1	13%	7	0
ES	Hale Kipa Inc.	HKIPA - Girls BCP ES	8	0	0%	8	0
ES	IHS Institute for Human Services	IHS - Behavioral Health ES	9	11	122%	0	1
ES	IHS Institute for Human Services	IHS - Hale Mauliola Program (Sand Island TH)	83	76	92%	7	4
ES	IHS Institute for Human Services	IHS - Kaaahi Families Shelter ES	100	88	88%	12	1
ES	IHS Institute for Human Services	IHS - Kaaahi Women ES	66	100	152%	0	3
ES	IHS Institute for Human Services	IHS - Sumner Men's Shelter	166	233	140%	0	49
ES	IHS Institute for Human Services	IHS - Tutu Bert's House (Med Respite ES)	24	17	71%	7	1
ES	Kealahou West Oahu	KWO - Hope for a New Beginning (Onelauena)	244	185	76%	59	4
ES	Parents and Children Together	PACT - Ohia Shelter	21	SP	NR	NR	SP
ES	Shelter of Wisdom	SOW - Great Joy 1	8	8	100%	0	0
ES	Shelter of Wisdom	SOW - Great Joy 2	9	9	100%	0	1
ES	Shelter of Wisdom	SOW - Great Joy 3	10	10	100%	0	1
ES	Shelter of Wisdom	SOW - Great Joy 4	6	6	100%	0	0
ES	Shelter of Wisdom	SOW - Hearts of Joy 1	9	2	22%	7	0
ES	Shelter of Wisdom	SOW - Hearts of Joy 2	13	14	108%	0	6
ES	Shelter of Wisdom	SOW - Streams of Joy 1	6	6	100%	0	2
ES	Shelter of Wisdom	SOW - Streams of Joy 2	9	10	111%	0	2
ES	U.S. Veterans Initiative	USVETS - BP Ewa HOPTEL	5	3	60%	2	3
ES	U.S. Veterans Initiative	USVETS - BP Pearl City HOPTEL	5	4	80%	1	4
ES	U.S. Veterans Initiative	USVETS - BP Pearl City Seniors HOPTEL	5	4	80%	1	4
ES	U.S. Veterans Initiative	USVETS - BP Respite Beds Barbers Point	10	9	90%	1	9
ES	U.S. Veterans Initiative	USVETS - WCC Emergency	191	177	93%	14	14
ES	U.S. Veterans Initiative	USVETS - WCC HOPTEL	5	3	60%	2	3
ES	Waikiki Health Center	WHC - Next Step Emergency Shelter	150	131	87%	19	9
ES	Windward Spouse Abuse Shelter	WSAS - Hale Ola	18	SP	NR	NR	NR
	Subtotal Emergency Shelter		1227	1179	96%	153	122
TH	Alternative Structures Int't	ASI - Ohana Ola O Kahumana	240	251	105%	0	5
TH	Alternative Structures Int't	ASI - Ulu Ke Kukui (Villages of Maili)	315	291	92%	24	0
TH	Catholic Charities Hawaii	CCH - Ma'ili Land TH	54	34	63%	20	0
TH	Child and Family Service	CFS - Transitional Apartments	40	NR	NR	NR	NR
TH	Gregory House Programs	GHP - Community Residential Program	15	13	87%	2	4
TH	Gregory House Programs	GHP - HOPWA Gregory House (Competitive TH)	11	11	100%	0	1
TH	Honolulu Community Action Prog	HCAP - Kumuhonua	68	68	100%	0	7
TH	Hale Kipa Inc.	HKIPA - Apaa Women's Shelter	5	2	40%	3	0
TH	Hale Kipa Inc.	HKIPA - Maka'aloa Men's TLP	4	2	50%	2	0
TH	Ho`omau Ke Ola	HKO - Lahilahi	10	7	70%	3	0
TH	Holomua Na `Ohana	HNO - Weinberg Village Waimanalo	120	105	88%	15	0
TH	Housing Solutions Inc.	HSI - Kulaokahua (TH for the elderly)	29	31	107%	0	2
TH	Housing Solutions Inc.	HSI - Na Kolea (TH for working singles)	64	63	98%	1	2
TH	Kealahou West Oahu	KWO - Onemalu Transitional Shelter	144	158	110%	0	2
TH	Parents and Children Together	PACT - Lehua	8	NR	NR	NR	NR
TH	The Salvation Army	SARMY - FSO Pathway of Hope	24	2	8%	22	0
TH	The Salvation Army ATS	SARMY - Ka Ohu Hou O Manoa	30	19	63%	11	0
TH	The Salvation Army FTS	SARMY - Oahu ATS Program - Waakanaka	9	3	33%	6	0
TH	Steadfast Housing Dev Corp	SHDC - Ahukini	5	3	60%	2	0
TH	Steadfast Housing Dev Corp	SHDC - Hale Ulu Pono - Transitional Housing	10	5	50%	5	1
TH	U.S. Veterans Initiative	USVETS - BP GPD Bridge Housing	44	18	41%	26	17
TH	U.S. Veterans Initiative	USVETS - BP GPD Clinical Treatment	30	43	143%	0	43
TH	U.S. Veterans Initiative	USVETS - BP GPD Low Demand	36	37	103%	0	37
TH	Windward Spouse Abuse Shelter	WSAS - Imua	1	NR	NR	NR	NR
TH	Women in Need	WIN - Bridge To Success Halawa	13	32	246%	0	1
TH	Women in Need	WIN - Family House - Aiea	30	30	100%	0	0
	Subtotal Transitional Housing		1312	1228	94%	142	122
PSH	Gregory House Programs	GHP - HOPWA Formula TBRA (City)	33	28	85%	5	7
PSH	Gregory House Programs	GHP - HOPWA SPNS Competitive PSH TBRA	48	40	83%	8	4
PSH	Gregory House Programs	GHP - S+C CoC Program TBRA	47	47	100%	0	3
PSH	IHS Institute for Human Services	IHS - City FY15 Housing First PSH	177	168	95%	9	5
PSH	IHS Institute for Human Services	IHS - New PSH 2013 (CoC funded)	33	33	100%	0	1
PSH	IHS Institute for Human Services	IHS - SPC Home at Last 2010	80	83	104%	0	14

**Census Report - January 31, 2018
Oahu - HIC Facilities**

Proj. Type	Organization Name	Project Name	HIC Beds	Census on 01/31/18	% HIC Beds	Technical Openings	Veterans
PSH	IHS Institute for Human Services	IHS - SPC Home Sweet Home	12	18	150%	0	1
PSH	IHS Institute for Human Services	IHS - SPC Home Sweet Home II	7	10	143%	0	0
PSH	IHS Institute for Human Services	IHS - SPC No Place Like Home	17	16	94%	1	1
PSH	Kalihi-Palama Health Center	KPHC - New Beginnings	175	182	104%	0	11
PSH	Mental Health Kokua	MHK - Safe Haven	25	24	96%	1	3
PSH	Steadfast Housing Dev Corp	SHDC - Headway House/Hale Ulu Pono	40	34	85%	6	3
PSH	Steadfast Housing Dev Corp	SHDC - Kaukama	5	4	80%	1	0
PSH	Steadfast Housing Dev Corp	SHDC - Komo Mai	5	4	80%	1	1
PSH	Steadfast Housing Dev Corp	SHDC - Shelter Plus Care 1	150	141	94%	9	8
PSH	U.S. Veterans Initiative	USVETS - PB Housing First PSH	116	97	84%	19	19
PSH	U.S. Veterans Initiative	USVETS - BP Leeward PSH	15	3	20%	12	1
PSH	U.S. Veterans Initiative	USVETS - BP Permanent Supportive Housing	13	11	85%	2	11
PSH	U.S. Veterans Initiative	USVETS - BP PH2 CHAMPS VET FAMILIES	32	30	94%	2	17
PSH	U.S. Veterans Initiative	USVETS - WCC Housing First Increment II (CoC)	100	124	124%	0	7
	Subtotal Permanent Housing		1130	1097	97%	76	117
RRH	Alternative Structures Int't	ASI - HPO Rapid Re-Housing	NA	142	NA	NA	0
RRH	Catholic Charities Hawaii	CCH - ESG Rapid Re-housing	NA	4	NA	NA	0
RRH	Catholic Charities Hawaii	CCH - HPP Rapid Re-housing	NA	819	NA	NA	4
RRH	Catholic Charities Hawaii	CCH - SHEG Oahu Rapid Re-Housing	NA	6	NA	NA	1
RRH	Catholic Charities Hawaii	CCH - SSVF Priority 1 Rapid Rehousing	NA	78	NA	NA	57
RRH	Honolulu Community Action Prog	HCAP - HPO RRH Rapid Re-Housing	NA	13	NA	NA	2
RRH	IHS Institute for Human Services	IHS - ESG Rapid Re-housing	NA	52	NA	NA	3
RRH	IHS Institute for Human Services	IHS - HOMES Clean & Sober	NA	33	NA	NA	3
RRH	IHS Institute for Human Services	IHS - HPO Rapid Re-Housing	NA	57	NA	NA	2
RRH	IHS Institute for Human Services	IHS - HPP Rapid Re-housing	NA	342	NA	NA	2
RRH	IHS Institute for Human Services	IHS - New Youth Rapid Re-Housing 2016 (NYRRH 2016)	NA	11	NA	NA	0
RRH	IHS Institute for Human Services	IHS - RRH Bridge Funding (AUW FY2017)	NA	9	NA	NA	0
RRH	Kalihi-Palama Health Center	KPHC - ESG Rapid Re-housing	NA	31	NA	NA	1
RRH	The Salvation Army	SARMY - FSO HPO Rapid Re-Housing	NA	21	NA	NA	1
RRH	U.S. Veterans Initiative	USVETS - SSVF Priority 1 Rapid Re-housing	NA	27	NA	NA	21
RRH	U.S. Veterans Initiative	USVETS - WCC ESG Rapid Re-housing	NA	50	NA	NA	7
RRH	U.S. Veterans Initiative	USVETS - WCC ESG Rapid Re-Housing 2017	NA	7	NA	NA	2
RRH	U.S. Veterans Initiative	USVETS - WCC HPO Rapid Re-Housing	NA	57	NA	NA	1
RRH	Subtotal Rapid ReHousing			1759	NA	NA	107
	Total Emergency+Transitional		2,539	2,407	95%	295	244
	Total Permanent		1,130	1,097	97%	76	117
	TOTAL		3,669	3,504	96%	371	361

Census Report - January 31, 2018
Neighbor Islands - HIC Facilities

Project Type	Organization Name	Project Name	HIC Beds	Census on 01/31/18	%HIC Beds	Technical Openings	Veterans
ES	Child and Family Service	CFS - Hale Ohana	20	SP	NR	NR	NR
ES	Child and Family Service	CFS - West Hawaii Domestic Abuse Shelter	15	SP	NR	NR	NR
ES	Family Life Center	FLC - Ho'olanani	25	16	64%	9	0
ES	HOPE Services Hawaii	HOPE - East Hawaii Emergency Mens Program ES	32	31	97%	1	6
ES	HOPE Services Hawaii	HOPE - Kiheipua Emergency Shelter	44	41	93%	3	0
ES	HOPE Services Hawaii	HOPE - West Hawaii Emergency Housing Program	31	26	84%	5	2
ES	Kauai Economic Opportunity	KEO - Mana'olana Emergency Homeless Shelter	38	48	126%	0	2
ES	KHAKO, INC	KHAKO - Central Emergency	78	196	251%	0	6
ES	KHAKO, INC	KHAKO - Westside Emergency	68	121	178%	0	4
ES	USVETS	USVETS - Hilo HOPTTEL Program	5	5	100%	0	5
ES	USVETS	USVETS - Kauai HOPTTEL Program	5	4	80%	1	4
ES	Women Helping Women	WHW - Hale Lokomaikai	24	SP	NR	NR	NR
ES	YWCA of Kauai	YWCA - Family Violence Shelter	18	SP	NR	NR	NR
	Subtotal Emergency Shelters		326	488	150%	19	29
TH	Child and Family Service	CFS - Hale Kahua Pa'a	10	NR	NR	NR	NR
TH	Hawaii Affordable Properties, Inc.	HAP - Na Kahua Hale O Ulu Wini (Kaloko)	115	49	43%	66	0
TH	Hawaii Island Home for Recovery, Inc.	HIHR - Transitional Housing Project	19	11	58%	8	2
TH	HOPE Services Hawaii	HOPE - Kuleana House	7	6	86%	1	0
TH	HOPE Services Hawaii	HOPE - Wilder House	10	0	0%	10	0
TH	Kauai Economic Opportunity	KEO - Kome TH	7	7	100%	0	0
TH	Kauai Economic Opportunity	KEO - Komohana Group Home	6	3	50%	3	1
TH	Kauai Economic Opportunity	KEO - Lawehana TH	9	0	0%	9	0
TH	Kauai Economic Opportunity	KEO - Lihue Court Apartments	40	18	45%	22	0
TH	Kauai Economic Opportunity	KEO - Mana'olana Transitional Housing	24	23	96%	1	0
TH	KHAKO, INC	KHAKO - Central Transitional	193	31	16%	162	0
TH	KHAKO, INC	KHAKO - Westside Transitional	136	49	36%	87	0
TH	Salvation Army Big Island	SARMY - Big Island RHY TLP	2	1	50%	1	0
TH	Women In Need	WIN - Bridge to Success Kauai	22	12	55%	10	0
	Subtotal Transitional Housing		590	210	36%	380	3
PSH	Catholic Charities Hawaii	CCH - HPO NI Housing First (Kauai)	14	11	79%	3	2
PSH	Family Life Center	FLC - HPO NI Housing First	15	24	160%	0	2
PSH	Family Life Center	FLC - S+C 1	2	2	100%	0	0
PSH	Family Life Center	FLC - S+C 2	21	24	114%	0	3
PSH	Family Life Center	FLC - S+C 3	10	12	120%	0	0
PSH	Family Life Center	FLC - S+C 6 (Eha split)	22	33	150%	0	3
PSH	Family Life Center	FLC - S+C 7	6	7	117%	0	0
PSH	Family Life Center	FLC - S+C 8	3	3	100%	0	2
PSH	Hawaii Island Home for Recovery, Inc.	HIHR - New HIHR PSH (FY2014)	5	3	60%	2	1
PSH	Hawaii Island Home for Recovery, Inc.	HIHR - Permanent Supportive Housing	16	15	94%	1	1
PSH	Hawaii Island Home for Recovery, Inc.	HIHR - PSH 3	3	3	100%	0	0
PSH	HOPE Services Hawaii	HOPE - Continuum of Care II PSH	14	20	143%	0	2
PSH	HOPE Services Hawaii	HOPE - HPO NI Housing First	125	79	63%	46	15
PSH	HOPE Services Hawaii	HOPE - Kukui Shelter Plus Care	111	45	41%	66	6
PSH	Kauai Economic Opportunity	KEO - Pa'a Hana PSH	4	4	100%	0	1
PSH	Maui AIDS Foundation	MAF - HOPWA PSH	29	NR	NR	NR	NR
PSH	Steadfast Housing Dev Corp	SHDC - Eha Shelter Plus Care	24	28	117%	0	2
PSH	Steadfast Housing Dev Corp	SHDC - Eono Shelter Plus Care	13	6	46%	7	0
PSH	Steadfast Housing Dev Corp	SHDC - Kaahele CoC Funded (Kauai)	5	5	100%	0	0
PSH	Steadfast Housing Dev Corp	SHDC - Kaulana CoC Funded (Maui)	5	5	100%	0	0
PSH	Steadfast Housing Dev Corp	SHDC - Kulalani CoC Funded (Maui)	6	6	100%	0	0
PSH	Subtotal Permanent Supportive Housing		424	335	79%	125	40
RRH	Catholic Charities Hawaii	CCH - HPO NI RRH Rapid Re-Housing (Kauai)		7	NA	NA	0
RRH	Catholic Charities Hawaii	CCH - SHEG NI Rapid Rehousing		29	NA	NA	0
RRH	Family Life Center	FLC - ESG Kauai Rapid Re-housing		24	NA	NA	1
RRH	Family Life Center	FLC - ESG Maui Rapid Re-housing		72	NA	NA	1
RRH	Family Life Center	FLC - HPO RRH Rapid Re-Housing		52	NA	NA	4
RRH	Family Life Center	FLC - HPP Kauai Rapid Re-housing		17	NA	NA	0
RRH	Family Life Center	FLC - HPP Maui Rapid Re-housing		118	NA	NA	2
RRH	HOPE Services Hawaii	HOPE - Domestic Violence		51	NA	NA	1
RRH	HOPE Services Hawaii	HOPE - ESG Rapid Re-housing		172	NA	NA	4
RRH	HOPE Services Hawaii	HOPE - HPO RRH Rapid Re-Housing		156	NA	NA	0
RRH	HOPE Services Hawaii	HOPE - HPP Rapid Re-housing		40	NA	NA	0
RRH	Kauai Economic Opportunity	KEO - ESG Rapid Re-housing		49	NA	NA	3
RRH	U.S. Veterans Initiative	USVETS - SSVF Priority 1 Rapid Re-housing		16	NA	NA	15
	Subtotal Rapid ReHousing			803	NA	NA	31
	Total Emergency+Transitional		916	698	76%	399	32
	Total Permanent		424	335	79%	125	40
	TOTAL		1,340	1,033	77%	524	72

Outreach Program Count

Active as of January 31, 2018

Programs	CoC	Active Count	# Veterans
FLC - Maui Regions 1, 2, 3, 6 - Street Outreach (HPO)	BOS	68	10
FLC - Maui Regions 4, 5 - Street Outreach (HPO)	BOS	60	9
HOPE - Hawaii Regions 1, 8, 9, 10 - Street Outreach (HPO)	BOS	80	2
HOPE - Hawaii Regions 2, 3, 4, 5, 6, 7 - Street Outreach (HPO)	BOS	119	2
HOPE - PATH Street Outreach Program	BOS	39	1
KEO - Homeless Outreach Program	BOS	26	1
KEO - Kauai All Regions - Street Outreach (HPO)	BOS	111	1
SARMY - Maui Homeless Outreach Program	BOS	19	2
ALEA - Street Outreach Program	Oahu	13	0
CARE - Care Hawaii AMHD Street Outreach Program	Oahu	38	1
CHOW - Oahu Region 1 - Street Outreach (HPO)	Oahu	18	2
CHOW - Oahu Region 2 - Street Outreach (HPO)	Oahu	1	0
HNP - Hale Na`au Pono AMHD Street Outreach Program	Oahu	2	0
IHS - AMHD Street Outreach Program	Oahu	1	0
IHS - Oahu Region 1 - Street Outreach (HPO)	Oahu	51	2
IHS - Oahu Region 2 - Street Outreach (HPO)	Oahu	149	8
IHS - Oahu Region 4 - Street Outreach (HPO)	Oahu	42	6
KPHC - Oahu Region 1 - Street Outreach (HPO)	Oahu	202	6
KPHC - Oahu Region 2 - Street Outreach (HPO)	Oahu	7	0
KPHC - Oahu Region 6 - Street Outreach (HPO)	Oahu	2	1
KPHC - PATH Street Outreach Program	Oahu	105	9
KWO - Oahu Region 7 - Street Outreach (HPO)	Oahu	30	0
MHK - Oahu Activity Center Homeless Outreach Program	Oahu	3	0
NALO - Waimanalo Health Center Street Outreach	Oahu	15	0
USVETS - BP Oahu Region 3 - Street Outreach (HPO)	Oahu	84	17
USVETS - BP Oahu Region 5 - Street Outreach (HPO)	Oahu	61	8
WCCHC - Homeless Outreach Program	Oahu	262	9
TOTAL BY CONTINUUM (may be duplicated)	Oahu	1,086	69
TOTAL BY CONTINUUM (may be duplicated)	BOS	522	28
TOTAL STATEWIDE (may be duplicated)		1,608	97

Outreach Program Summary			
	Oahu	Neighbor Island (BOS)	State
July 31, 2017	1,672	489	2,161
August 31, 2017	1,529	534	2,063
September 30, 2017	1,377	513	1,890
October 31, 2017	1,416	556	1,972
November 30, 2017	1,365	535	1,900
December 31, 2017	1,176	536	1,712
January 31, 2018	1,086	522	1,608

**Consent to Share Data - VI SPDAT Assessments
January 2018**

	No	Yes	Grand Total	% Consent
HMIS ORGANIZATION - HI 500				
Catholic Charities Hawaii	2	6	8	75%
Family Life Center	0	17	17	100%
HOPE Services Hawaii, Inc.	1	60	61	98%
Ka Hale A Ke Ola, Inc	9	21	30	70%
Kauai Economic Opportunity	1	3	4	75%
Neighborhood Place of Puna	0	2	2	100%
Women In Need	0	3	3	100%
	13	112	125	90%

**Consent to Share Data - VI SPDAT Assessments
January 2018**

	No	Yes	Grand Total	% Consent
HMIS ORGANIZATION - HI 501				
ALEA Bridge	0	5	5	100%
Alternative Structures International	1	1	2	50%
CARE Hawaii	1	7	8	88%
Catholic Charities Hawaii	3	8	11	73%
CHOW Project	0	4	4	100%
Department of Veterans Affairs	2	13	15	87%
Family Promise of Hawaii	0	6	6	100%
Hale Na`au Pono (Wai`anae Coast Community MHC)	4	0	4	0%
Institute for Human Services	9	64	73	88%
Kalihi Palama Health Center	7	12	19	63%
Kealahou West Oahu	7	27	34	79%
Life Foundation	0	1	1	100%
Mental Health Kokua	0	2	2	100%
North Shore Mental Health	2	2	4	50%
Queens's Medical Center	1	1	2	50%
Salvation Army FSO	4	5	9	56%
Shelter of Wisdom	0	4	4	100%
USVETS	4	51	55	93%
Waianae Coast Comprehensive Health Center	1	2	3	67%
Waikiki Health	2	6	8	75%
Waimanalo Health Center	0	4	4	100%
Women In Need	0	4	4	100%
	48	229	277	83%

Summary	Nov-17	Dec-17	Jan-18
% Consent - HI 500	77%	85%	90%
% Consent - HI 501	87%	80%	83%
State Summary	84%	83%	83%

Consent to Share Data - Statewide BNL Reports as of 2/07/18

Statewide Consent Summary by CES Program

CES Program	No	Yes	TOTAL	% Shared
Oahu Family	499	626	1125	56%
Oahu Singles	2007	2636	4643	57%
Hawaii Family	7	73	80	91%
Hawaii Singles	16	161	177	91%
Kauai Family	6	37	43	86%
Kauai Singles	17	85	102	83%
Maui Family	59	78	137	57%
Maui Singles	62	241	303	80%
TOTAL	2673	3937	6610	60%

Oahu Consent Summary by Priority Group

Family CES				
	No	Yes	TOTAL	% Shared
PSH P1	24	22	46	48%
PSH P2	13	24	37	65%
PSH P3	15	31	46	67%
PSH P4	38	79	117	68%
PSH P5	11	28	39	72%
RRH P1	28	33	61	54%
RRH P2	71	94	165	57%
RRH P3	119	167	286	58%
TH P3	58	45	103	44%
TH P4	18	16	34	47%
TH P5	0	0	0	
TH P6	104	87	191	46%
TOTAL	499	626	1125	56%

Singles CES				
	No	Yes	TOTAL	% Shared
PSH P1	44	307	351	87%
PSH P2	627	410	1037	40%
PSH P3	122	229	351	65%
PSH P4	159	295	454	65%
PSH P5	15	78	93	84%
RRH P1	245	284	529	54%
RRH P2	294	350	644	54%
RRH P3	159	286	445	64%
TH P3	128	169	297	57%
TH P4	86	116	202	57%
TH P5	128	112	240	47%
TH P6	0	0	0	
TOTAL	2007	2636	4643	57%

Hawaii Consent Summary by Priority Group

Family CES				
	No	Yes	TOTAL	% Shared
PSH P1	0	1	1	100%
PSH P2	0	4	4	100%
PSH P3	0	0	0	
RRH P1	1	4	5	80%
RRH P2	0	15	15	100%
RRH P3	4	17	21	81%
TH P3	1	29	30	97%
TH P4	0	0	0	
TH P5	0	0	0	
TH P6	1	3	4	75%
TOTAL	7	73	80	91%

Singles CES				
	No	Yes	TOTAL	% Shared
PSH P1	1	21	22	95%
PSH P2	3	19	22	86%
PSH P3	2	17	19	89%
RRH P1	1	16	17	94%
RRH P2	2	31	33	94%
RRH P3	4	15	19	79%
TH P3	1	39	40	98%
TH P4	0	0	0	
TH P5	0	0	0	
TH P6	2	3	5	60%
TOTAL	16	161	177	91%

Kauai Consent Summary by Priority Group

Family CES				
	No	Yes	TOTAL	% Shared
PSH P1	0	1	1	100%
PSH P2	0	2	2	100%
PSH P3	0	0	0	
RRH P1	1	2	3	67%
RRH P2	1	5	6	83%
RRH P3	3	15	18	83%
TH P3	0	10	10	100%
TH P4	0	0	0	
TH P5	0	0	0	
TH P6	1	2	3	67%
TOTAL	6	37	43	86%

Singles CES				
	No	Yes	TOTAL	% Shared
PSH P1	1	2	3	67%
PSH P2	0	4	4	100%
PSH P3	1	7	8	88%
RRH P1	2	12	14	86%
RRH P2	2	12	14	86%
RRH P3	4	12	16	75%
TH P3	5	27	32	84%
TH P4	0	2	2	100%
TH P5	0	0	0	
TH P6	2	7	9	78%
TOTAL	17	85	102	83%

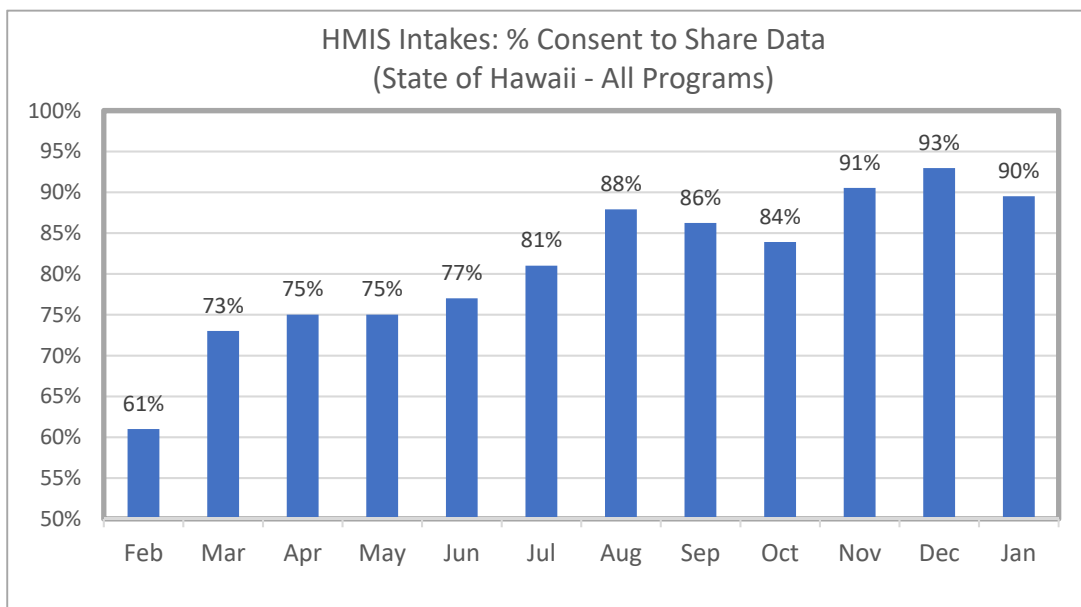
Maui Consent Summary by Priority Group

Family CES				
	No	Yes	TOTAL	% Shared
PSH P1	0	0	0	
PSH P2	0	1	1	100%
PSH P3	0	0	0	
RRH P1	4	2	6	33%
RRH P2	12	15	27	56%
RRH P3	28	31	59	53%
TH P3	12	25	37	68%
TH P4	0	1	1	100%
TH P5	0	0	0	
TH P6	3	3	6	50%
TOTAL	59	78	137	57%

Singles CES				
	No	Yes	TOTAL	% Shared
PSH P1	4	20	24	83%
PSH P2	7	27	34	79%
PSH P3	5	22	27	81%
RRH P1	3	24	27	89%
RRH P2	8	36	44	82%
RRH P3	6	38	44	86%
TH P3	19	49	68	72%
TH P4	5	9	14	64%
TH P5	0	1	1	100%
TH P6	5	15	20	75%
TOTAL	62	241	303	80%

**Consent to Share Data by Program Type
Adult Intakes During January 2018**

Program Type	No	Yes	Grand Total	% Consent
Emergency Shelter (ES)	12	346	358	97%
Homeless Outreach	81	248	329	75%
Homeless Prevention	4	79	83	95%
Permanent Supportive Housing (PSH)	0	16	16	100%
Rapid Re-Housing (RRH)	8	161	169	95%
Services Only program	2	16	18	89%
Transitional Housing (TH)	3	73	76	96%
Grand Total	110	939	1,049	90%



**Consent to Share Data by Organization and Program
Adult Intakes During January 2018**

Organization/Program	No	Yes	Grand Total	% Consent
ALEA - Street Outreach Program		6	6	100%
Alternative Structures International	1	14	15	93%
ASI - Ohana Ola O Kahumana		9	9	100%
ASI - Ulu Ke Kukui (Villages of Maili)	1	5	6	83%
CARE - Care Hawaii AMHD Street Outreach Program		6	6	100%
Catholic Charities Hawaii	4	84	88	95%
CCH - HPO NI Housing First (Kauai)		2	2	100%
CCH - HPP Rapid Re-housing	1	32	33	97%
CCH - Kakaako Family Assessment Center		13	13	100%
CCH - Ma'ili Land Transitional Housing		4	4	100%
CCH - SHEG NI Homelessness Prevention		16	16	100%
CCH - SHEG Oahu Homelessness Prevention		7	7	100%
CCH - SHEG Oahu Rapid Re-Housing		1	1	100%
CCH - SSVF Priority 1 Homeless Prevention		2	2	100%
CCH - SSVF Priority 1 Rapid Rehousing	3	7	10	70%

**Consent to Share Data by Organization and Program
Adult Intakes During January 2018**

Organization/Program	No	Yes	Grand Total	% Consent
CHOW - Oahu Region 1 - Street Outreach (HPO)		4	4	100%
Family Life Center		86	86	100%
FLC - ESG Maui Rapid Re-housing		8	8	100%
FLC - Ho'olanani		2	2	100%
FLC - HPO NI Housing First		3	3	100%
FLC - HPO RRH Rapid Re-Housing		1	1	100%
FLC - HPP Maui Rapid Re-housing		2	2	100%
FLC - Maui Regions 1, 2, 3, 6 - Street Outreach (HPO)		30	30	100%
FLC - Maui Regions 4, 5 - Street Outreach (HPO)		38	38	100%
FLC - S+C 2		1	1	100%
FLC - S+C 6 (Eha split)		1	1	100%
Family Promise of Hawaii	1	7	8	88%
FPH - Honolulu Family Center		4	4	100%
FPH - Windward Family Center	1	3	4	75%
GHP - HOPWA Gregory House (Competitive TH)		2	2	100%
HNP - Hale Na'au Pono AMHD Street Outreach Program		1	1	100%
HNO - Weinberg Village Waimanalo		7	7	100%
Honolulu Community Action Program	1	2	3	67%
HCAP - HPO RRH Rapid Re-Housing		1	1	100%
HCAP - Kumuhonua	1	1	2	50%
HOPE Services Hawaii, Inc.		114	114	100%
HOPE - East Hawaii Emergency Mens Program ES		29	29	100%
HOPE - Hawaii Regions 1, 8, 9, 10 - Street Outreach (HPO)		12	12	100%
HOPE - Hawaii Regions 2, 3, 4, 5, 6, 7 - Street Outreach (HPO)		12	12	100%
HOPE - HPO RRH Homeless Prevention		2	2	100%
HOPE - HPO RRH Rapid Re-Housing		21	21	100%
HOPE - HPP Homelessness Prevention		4	4	100%
HOPE - HPP Rapid Re-housing		4	4	100%
HOPE - Kiheipua		12	12	100%
HOPE - Kuleana House		1	1	100%
HOPE - New Start		1	1	100%
HOPE - PATH Street Outreach Program		3	3	100%
HOPE - West Hawaii Emergency Housing Program		13	13	100%
Housing Solutions, Inc.		7	7	100%
HSI - Kulaokahua Apts (TH for the Elderly)		1	1	100%
HSI - Na Kolea Rooming House (TH for Working Singles)		6	6	100%
Institute for Human Services	13	244	257	95%
IHS - Behavioral Health ES		4	4	100%
IHS - City FY15 Housing First PSH		1	1	100%
IHS - ESG Rapid Re-housing		9	9	100%
IHS - Hale Mauiola Program (Sand Island)		5	5	100%
IHS - HOMES Clean & Sober	1	2	3	67%
IHS - HPO RRH Homeless Prevention		6	6	100%
IHS - HPP Homelessness Prevention	2	32	34	94%
IHS - HPP Rapid Re-housing	3	39	42	93%

**Consent to Share Data by Organization and Program
Adult Intakes During January 2018**

Organization/Program	No	Yes	Grand Total	% Consent
IHS - Kaa`ahi Families ES		14	14	100%
IHS - Kaa`ahi Women's ES	1	24	25	96%
IHS - Oahu Region 1 - Street Outreach (HPO)		9	9	100%
IHS - Oahu Region 2 - Street Outreach (HPO)		24	24	100%
IHS - Oahu Region 4 - Street Outreach (HPO)	2	8	10	80%
IHS - Sumner Men's ES	4	55	59	93%
IHS - TBH Medical Respite (ES)		12	12	100%
Ka Hale A Ke Ola, Inc	3	68	71	96%
KHAKO - Central Emergency Shelter	3	43	46	93%
KHAKO - Westside ES		25	25	100%
Kalihi Palama Health Center	40	36	76	47%
KPHC - ESG Homelessness Prevention		3	3	100%
KPHC - ESG Rapid Re-housing		7	7	100%
KPHC - New Beginnings S+C Program		1	1	100%
KPHC - Oahu Region 1 - Street Outreach (HPO)	19	2	21	10%
KPHC - Oahu Region 2 - Street Outreach (HPO)		1	1	100%
KPHC - PATH Street Outreach Program	21	22	43	51%
Kauai Economic Opportunity		22	22	100%
KEO - Kauai All Regions - Street Outreach (HPO)		8	8	100%
KEO - Mana'olana Emergency		13	13	100%
KEO - Mana'olana Transitional Housing		1	1	100%
Kealahou West Oahu	1	9	10	90%
KWO - Oahu Region 7 - Street Outreach (HPO)	1	5	6	83%
KWO - Onelau`ena Emergency Shelter		4	4	100%
LASH - HPO Legal Services Program	2	16	18	89%
MAF - HOPWA Formula STRMU	1		1	0%
MHK - Oahu Activity Center Homeless Outreach Program		2	2	100%
Salvation Army FSO		10	10	100%
SARMY - FSO HPO RRH Homeless Prevention		3	3	100%
SARMY - FSO HPO RRH Rapid Re-Housing		7	7	100%
SARMY - Maui Homeless Outreach Program	2		2	0%
Shelter of Wisdom	1	14	15	93%
SOW - Great Joy 1		1	1	100%
SOW - Great Joy 2		3	3	100%
SOW - Great Joy 3		3	3	100%
SOW - Hearts of Joy 2	1	6	7	86%
SOW - Streams of Joy 2		1	1	100%
Steadfast Housing Development Corporation		4	4	100%
SHDC - Hale Ulu Pono TH		1	1	100%
SHDC - Kaahale CoC Funded (Kauai)		1	1	100%
SHDC - Kalaeloa (Headway House) CoC Funded (Oahu)		1	1	100%
SHDC - Oahu Shelter Plus Care Program		1	1	100%
USVETS	5	140	145	97%
USVETS - BP Ewa HOPTL		2	2	100%
USVETS - BP GPD Bridge Housing	1	8	9	89%

**Consent to Share Data by Organization and Program
Adult Intakes During January 2018**

Organization/Program	No	Yes	Grand Total	% Consent
USVETS - BP GPD Clinical Treatment		13	13	100%
USVETS - BP GPD Low Demand		6	6	100%
USVETS - BP Hilo HOPTTEL Program		5	5	100%
USVETS - BP Kauai HOPTTEL Program		3	3	100%
USVETS - BP Leeward PSH		2	2	100%
USVETS - BP Oahu Region 3 - Street Outreach (HPO)		23	23	100%
USVETS - BP Oahu Region 5 - Street Outreach (HPO)	1	25	26	96%
USVETS - BP Pearl City Seniors HOPTTEL		1	1	100%
USVETS - BP PH2 CHAMPS VET FAMILIES		1	1	100%
USVETS - BP Respite Beds Barbers Point		4	4	100%
USVETS - SSVF Priority 1 Homeless Prevention	1	4	5	80%
USVETS - SSVF Priority 1 Rapid Re-housing		15	15	100%
USVETS - WCC Emergency Shelter	2	22	24	92%
USVETS - WCC HOPTTEL		1	1	100%
USVETS - WCC Housing First Increment II (CoC)		1	1	100%
USVETS - WCC HPO RRH Rapid Re-Housing		4	4	100%
WCCHC - Homeless Outreach Program	35	5	40	13%
WH - Next Step Emergency Shelter		19	19	100%
NALO - Waimanalo Health Center Street Outreach		2	2	100%
Women In Need		8	8	100%
WIN - Bridge To Success Halawa TH		5	5	100%
WIN - Bridge To Success Kauai TH		1	1	100%
WIN - Family House Aiea TH		2	2	100%
Grand Total	110	939	1049	90%

**Consent to Share Data by Program Type
Active Adults During January 2018**

Program Type	No	Yes	Grand Total	% Consent
Emergency Shelter (ES)	107	1,539	1,646	93%
Homeless Outreach	392	1,361	1,753	78%
Homeless Prevention	138	636	774	82%
Permanent Supportive Housing (PSH)	560	764	1,324	58%
Rapid Re-Housing (RRH)	151	1,214	1,365	89%
Services Only program	7	152	159	96%
Transitional Housing (TH)	72	845	917	92%
Grand Total	1,427	6,511	7,938	82%

**Consent to Share Data by Organization and Program
Active Adults During January 2018**

Organization/Program	No	Yes	Grand Total	% Consent
ALEA - Street Outreach Program		12	12	100%
Alternative Structures International	22	276	298	93%
ASI - HPO RRH Rapid Re-Housing	6	59	65	91%
ASI - Ohana Ola O Kahumana	5	100	105	95%
ASI - Ulu Ke Kukui (Villages of Maili)	11	117	128	91%
CARE Hawaii		52	52	100%
CARE - Care Hawaii AMHD Services Only Program		4	4	100%
CARE - Care Hawaii AMHD Street Outreach Program		48	48	100%
Catholic Charities Hawaii	82	557	639	87%
CCH - ESG Rapid Re-housing		2	2	100%
CCH - HPO NI Housing First (Kauai)		8	8	100%
CCH - HPO NI RRH Rapid Re-Housing (Kauai)	1	4	5	80%
CCH - HPP Rapid Re-housing	60	272	332	82%
CCH - Kakaako Family Assessment Center	1	35	36	97%
CCH - Ma'ili Land Transitional Housing		27	27	100%
CCH - SHEG NI Homelessness Prevention	2	49	51	96%
CCH - SHEG NI Rapid Rehousing		18	18	100%
CCH - SHEG Oahu Homelessness Prevention	7	53	60	88%
CCH - SHEG Oahu Rapid Re-Housing		4	4	100%
CCH - SSVF Priority 1 Homeless Prevention	1	26	27	96%
CCH - SSVF Priority 1 Rapid Rehousing	10	59	69	86%
CHOW Project		25	25	100%
CHOW - Oahu Region 1 - Street Outreach (HPO)		24	24	100%
CHOW - Oahu Region 2 - Street Outreach (HPO)		1	1	100%
Family Life Center	14	516	530	97%
FLC - ESG Kauai Rapid Re-housing	1	17	18	94%
FLC - ESG Maui Rapid Re-housing		35	35	100%
FLC - Ho'olanani		7	7	100%
FLC - HPO NI Housing First		20	20	100%
FLC - HPO RRH Rapid Re-Housing		32	32	100%
FLC - HPP Kauai Homelessness Prevention		24	24	100%
FLC - HPP Kauai Rapid Re-housing		9	9	100%

**Consent to Share Data by Organization and Program
Active Adults During January 2018**

Organization/Program	No	Yes	Grand Total	% Consent
FLC - HPP Maui Homelessness Prevention	6	87	93	94%
FLC - HPP Maui Rapid Re-housing	3	53	56	95%
FLC - Maui Regions 1, 2, 3, 6 - Street Outreach (HPO)		85	85	100%
FLC - Maui Regions 4, 5 - Street Outreach (HPO)		87	87	100%
FLC - S+C 1		2	2	100%
FLC - S+C 2	1	18	19	95%
FLC - S+C 3		7	7	100%
FLC - S+C 6 (Eha split)	3	24	27	89%
FLC - S+C 7		6	6	100%
FLC - S+C 8		3	3	100%
Family Promise of Hawaii	1	21	22	95%
FPH - Honolulu Family Center		12	12	100%
FPH - Windward Family Center	1	9	10	90%
Gregory House Programs	69	60	129	47%
GHP - Community Residential Program TH	4	9	13	69%
GHP - HOPWA Formula - PSH TBRA	21	7	28	25%
GHP - HOPWA Gregory House (Competitive TH)	5	8	13	62%
GHP - HOPWA SPNS - Competitive PSH TBRA	25	9	34	26%
GHP - SPC - CoC Program PSH TBRA	14	27	41	66%
Hale Kipa	2	4	6	67%
HKIPA - Apana Women's Shelter TLP	1	1	2	50%
HKIPA - Maka`aloa Men's TLP	1	3	4	75%
HNP - Hale Na`au Pono AMHD Street Outreach Program		2	2	100%
HAP - Na Kahua Hale O Ulu Wini	1	17	18	94%
Hawaii Island Home for Recovery	9	29	38	76%
HIHR - New PSH (CoC FY2014 Funded)		3	3	100%
HIHR - Permanent Supportive Housing	6	10	16	63%
HIHR - PSH 3		3	3	100%
HIHR - Transitional Housing	3	13	16	81%
HNO - Weinberg Village Waimanalo	1	56	57	98%
HNO - Weinberg Village Waimanalo	1	56	57	98%
Honolulu Community Action Program	9	77	86	90%
HCAP - HPO RRH Rapid Re-Housing		13	13	100%
HCAP - Kumuhonua	9	64	73	88%
HKO - Lahilahi		7	7	100%
HOPE Services Hawaii, Inc.	19	709	728	97%
HOPE - Continuum of Care II PSH	1	19	20	95%
HOPE - East Hawaii Emergency Mens Program ES		61	61	100%
HOPE - ESG Homelessness Prevention	1	11	12	92%
HOPE - ESG Rapid Re-housing	2	56	58	97%
HOPE - Hawaii Regions 1, 8, 9, 10 - Street Outreach (HPO)	1	49	50	98%
HOPE - Hawaii Regions 2, 3, 4, 5, 6, 7 - Street Outreach (HPO)	1	100	101	99%
HOPE - HPO NI Housing First	4	71	75	95%
HOPE - HPO RRH Homeless Prevention		2	2	100%
HOPE - HPO RRH Rapid Re-Housing		101	101	100%
HOPE - HPP Homelessness Prevention		20	20	100%

**Consent to Share Data by Organization and Program
Active Adults During January 2018**

Organization/Program	No	Yes	Grand Total	% Consent
HOPE - HPP Rapid Re-housing		61	61	100%
HOPE - Kiheipua		32	32	100%
HOPE - Kukui S+C Program	9	25	34	74%
HOPE - Kuleana House		3	3	100%
HOPE - New Start		15	15	100%
HOPE - PATH Street Outreach Program		43	43	100%
HOPE - West Hawaii Emergency Housing Program		39	39	100%
HOPE - Wilder House		1	1	100%
Housing Solutions, Inc.	4	95	99	96%
HSI - Kulaokahua Apts (TH for the Elderly)	1	30	31	97%
HSI - Na Kolea Rooming House (TH for Working Singles)	3	65	68	96%
Institute for Human Services	361	1563	1924	81%
IHS - AMHD Street Outreach Program		1	1	100%
IHS - Behavioral Health ES		14	14	100%
IHS - City FY15 Housing First PSH	25	113	138	82%
IHS - ESG Homelessness Prevention	19	67	86	78%
IHS - ESG Rapid Re-housing	5	37	42	88%
IHS - Hale Mauliola Program (Sand Island)	7	85	92	92%
IHS - HOMES Clean & Sober	10	36	46	78%
IHS - HPO RRH Homeless Prevention	1	50	51	98%
IHS - HPO RRH Rapid Re-Housing	4	28	32	88%
IHS - HPP Homelessness Prevention	72	165	237	70%
IHS - HPP Rapid Re-housing	24	135	159	85%
IHS - Kaa`ahi Families ES	4	61	65	94%
IHS - Kaa`ahi Women's ES	7	108	115	94%
IHS - New PSH 2013 (CoC Funded)	16	17	33	52%
IHS - New Youth Rapid Re-Housing 2016 (NYRRH 2016)	2	8	10	80%
IHS - Oahu Region 1 - Street Outreach (HPO)	15	57	72	79%
IHS - Oahu Region 2 - Street Outreach (HPO)	22	198	220	90%
IHS - Oahu Region 4 - Street Outreach (HPO)	4	49	53	92%
IHS - RRH Bridge Funding (AUW FY2017)	5	6	11	55%
IHS - SPC Home At Last 2010	70	14	84	17%
IHS - SPC Home Sweet Home	6	12	18	67%
IHS - SPC Home Sweet Home II	3	7	10	70%
IHS - SPC No Place Like Home	10	6	16	38%
IHS - Sumner Men's ES	29	257	286	90%
IHS - TBH Medical Respite (ES)	1	32	33	97%
Ka Hale A Ke Ola, Inc	11	273	284	96%
KHAKO - Central Emergency Shelter	7	135	142	95%
KHAKO - Central Transitional Housing		21	21	100%
KHAKO - Westside ES	1	89	90	99%
KHAKO - Westside TH	3	28	31	90%
Kalihi Palama Health Center	342	246	588	42%
KPHC - ESG Homelessness Prevention	2	19	21	90%
KPHC - ESG Rapid Re-housing	1	18	19	95%
KPHC - New Beginnings S+C Program	127	45	172	26%

**Consent to Share Data by Organization and Program
Active Adults During January 2018**

Organization/Program	No	Yes	Grand Total	% Consent
KPHC - Oahu Region 1 - Street Outreach (HPO)	152	72	224	32%
KPHC - Oahu Region 2 - Street Outreach (HPO)	5	2	7	29%
KPHC - Oahu Region 6 - Street Outreach (HPO)	3	3	6	50%
KPHC - PATH Street Outreach Program	52	87	139	63%
Kauai Economic Opportunity	38	242	280	86%
KEO - ESG Homelessness Prevention	15	23	38	61%
KEO - ESG Rapid Re-housing	13	14	27	52%
KEO - Homeless Outreach Program	1	11	12	92%
KEO - Kauai All Regions - Street Outreach (HPO)	2	81	83	98%
KEO - Kome Transitional Housing Program		2	2	100%
KEO - Komohana Group Home TH	1	2	3	67%
KEO - Lihue Court Transitional Housing		7	7	100%
KEO - Mana'olana Emergency	3	89	92	97%
KEO - Mana'olana Transitional Housing		12	12	100%
KEO - Pa`a Hana PSH	3	1	4	25%
Kealahou West Oahu	14	175	189	93%
KWO - Oahu Region 7 - Street Outreach (HPO)	1	28	29	97%
KWO - Onelau`ena Emergency Shelter	7	91	98	93%
KWO - Onemalu Transitional Housing	6	56	62	90%
LASH - HPO Legal Services Program	7	148	155	95%
Maui AIDS Foundation	20		20	0%
MAF - HOPWA Formula - PSH TBRA	19		19	0%
MAF - HOPWA Formula STRMU	1		1	0%
MYFS - BCP Homeless Prevention Program	2		2	0%
Mental Health Kokua	4	24	28	86%
MHK - Oahu Activity Center Homeless Outreach Program		4	4	100%
MHK - Safe Haven Permanent Supportive Housing	4	20	24	83%
SARMY - Oahu ATS Program	2	6	8	75%
Salvation Army FSO	3	27	30	90%
SARMY - FSO HPO RRH Homeless Prevention		3	3	100%
SARMY - FSO HPO RRH Rapid Re-Housing	2	15	17	88%
SARMY - FSO Pathway of Hope Transitional Housing	1	9	10	90%
SARMY - Ka Ohu Hou O Manoa FTS	3	8	11	73%
SARMY - Maui Homeless Outreach Program	16	9	25	36%
SARMY - Big Island RHY TLP	1		1	0%
Shelter of Wisdom	15	59	74	80%
SOW - Great Joy 1	1	8	9	89%
SOW - Great Joy 2	1	10	11	91%
SOW - Great Joy 3	2	10	12	83%
SOW - Great Joy 4	2	4	6	67%
SOW - Hearts of Joy 1		2	2	100%
SOW - Hearts of Joy 2	4	14	18	78%
SOW - Streams of Joy 1	3	3	6	50%
SOW - Streams of Joy 2	2	8	10	80%
Steadfast Housing Development Corporation	145	97	242	40%
SHDC - Ahukini CoC Funded (Oahu)		3	3	100%

**Consent to Share Data by Organization and Program
Active Adults During January 2018**

Organization/Program	No	Yes	Grand Total	% Consent
SHDC - Eha S+C	15	12	27	44%
SHDC - Eono S+C	2	4	6	67%
SHDC - Hale Ulu Pono TH		5	5	100%
SHDC - Kaahele CoC Funded (Kauai)	2	3	5	60%
SHDC - Kalaeloa (Headway House) CoC Funded (Oahu)	18	16	34	47%
SHDC - Kaukama CoC Funded PSH (Oahu)	1	3	4	75%
SHDC - Kaulana CoC Funded (Maui)	2	3	5	60%
SHDC - Komo Mai CoC Funded PSH (Oahu)	2	2	4	50%
SHDC - Kulalani CoC Funded (Maui)	5	1	6	17%
SHDC - Oahu Shelter Plus Care Program	98	45	143	31%
USVETS	76	743	819	91%
USVETS - BP Ewa HOPTEL		6	6	100%
USVETS - BP GPD Bridge Housing	1	20	21	95%
USVETS - BP GPD Clinical Treatment		47	47	100%
USVETS - BP GPD Low Demand	1	38	39	97%
USVETS - BP Hilo HOPTEL Program		10	10	100%
USVETS - BP HPO Housing First PSH	19	61	80	76%
USVETS - BP Kauai HOPTEL Program		8	8	100%
USVETS - BP Leeward PSH		2	2	100%
USVETS - BP Oahu Region 3 - Street Outreach (HPO)	5	79	84	94%
USVETS - BP Oahu Region 5 - Street Outreach (HPO)	5	62	67	93%
USVETS - BP Pearl City HOPTEL		5	5	100%
USVETS - BP Pearl City Seniors HOPTEL		6	6	100%
USVETS - BP Permanent Supportive Housing CoC	5	6	11	55%
USVETS - BP PH2 CHAMPS VET FAMILIES	13	12	25	48%
USVETS - BP Respite Beds Barbers Point		13	13	100%
USVETS - SSVF Priority 1 Homeless Prevention	1	9	10	90%
USVETS - SSVF Priority 1 Rapid Re-housing		46	46	100%
USVETS - WCC Emergency Shelter	13	132	145	91%
USVETS - WCC ESG Homelessness Prevention		18	18	100%
USVETS - WCC ESG Rapid Re-housing	2	24	26	92%
USVETS - WCC ESG Rapid Re-Housing 2017		4	4	100%
USVETS - WCC HOPTEL		5	5	100%
USVETS - WCC Housing First Increment II (CoC)	11	97	108	90%
USVETS - WCC HPO RRH Rapid Re-Housing		33	33	100%
Waianae Coast Comprehensive Health Center	115	164	279	59%
WCCHC - ESG Homelessness Prevention	8	10	18	56%
WCCHC - Homeless Outreach Program	107	154	261	59%
WH - Next Step Emergency Shelter	11	139	150	93%
NALO - Waimanalo Health Center Street Outreach		13	13	100%
Women In Need	8	60	68	88%
WIN - Bridge To Success Halawa TH	2	27	29	93%
WIN - Bridge To Success Kauai TH	2	12	14	86%
WIN - Family House Aiea TH	4	21	25	84%
Grand Total	1427	6511	7938	82%

**Length of Stay by Program Type - Statewide
Exits During January 2018**

Program Type	# Exits in January	Average Days to Exit
Emergency Shelter (ES)	480	108
Homeless Outreach	296	71
Homeless Prevention	67	225
Permanent Supportive Housing (PSH)	23	1,011
Rapid Re-Housing (RRH)	110	237
Services Only program	4	113
Transitional Housing (TH)	144	327
Grand Total	1124	164

**Length of Stay by County and Program Type
Exits During January 2018**

County/Program Type	# Exits in January	Average Days to Exit
Hawaii	214	138
Emergency Shelter (ES)	81	78
Homeless Outreach	66	87
Homeless Prevention	15	91
Permanent Supportive Housing (PSH)	7	623
Rapid Re-Housing (RRH)	33	243
Transitional Housing (TH)	12	301
Kauai	60	116
Emergency Shelter (ES)	51	84
Homeless Outreach	1	55
Services Only program	2	179
Transitional Housing (TH)	6	377
Maui	200	116
Emergency Shelter (ES)	56	65
Homeless Outreach	89	34
Homeless Prevention	30	324
Permanent Supportive Housing (PSH)	1	1652
Rapid Re-Housing (RRH)	8	289
Transitional Housing (TH)	16	178
Oahu	650	193
Emergency Shelter (ES)	292	129
Homeless Outreach	140	87
Homeless Prevention	22	180
Permanent Supportive Housing (PSH)	15	1150
Rapid Re-Housing (RRH)	69	228
Services Only program	2	46
Transitional Housing (TH)	110	349
Grand Total	1124	164

**Length of Stay by Organization and Program
Exits During January 2018**

Organization/Program	# Exits in January	Average Days to Exit
Alternative Structures International	18	326
ASI - Ohana Ola O Kahumana	1	60
ASI - Ulu Ke Kukui (Villages of Maili)	17	342
Catholic Charities Hawaii	81	240
CCH - HPP Rapid Re-housing	20	222
CCH - Kakaako Family Assessment Center	24	146
CCH - Ma'ili Land Transitional Housing	21	421
CCH - SHEG NI Homelessness Prevention	4	132
CCH - SHEG NI Rapid Rehousing	1	228
CCH - SHEG Oahu Homelessness Prevention	5	230
CCH - SSVF Priority 1 Homeless Prevention	2	95
CCH - SSVF Priority 1 Rapid Rehousing	4	142
CHOW Project	1	220
CHOW - Oahu Region 1 - Street Outreach (HPO)	1	220
Family Life Center	130	114
FLC - Ho'olanani	6	9
FLC - HPP Maui Homelessness Prevention	29	332
FLC - HPP Maui Rapid Re-housing	7	308
FLC - Maui Regions 1, 2, 3, 6 - Street Outreach (HPO)	45	41
FLC - Maui Regions 4, 5 - Street Outreach (HPO)	43	25
Family Promise of Hawaii	18	115
FPH - Honolulu Family Center	7	84
FPH - Windward Family Center	11	135
Gregory House Programs	2	244
GHP - HOPWA Gregory House (Competitive TH)	2	244
Hale Kipa	2	295
HKIPA - Maka`aloa Men's TLP	2	295
Hawaii Affordable Properties, Inc.	2	908
HAP - Na Kahua Hale O Ulu Wini	2	908
Hawaii Island Home for Recovery	6	223
HIHR - Permanent Supportive Housing	1	310
HIHR - Transitional Housing	5	205
Holomua Na Ohana	40	395
HNO - Weinberg Village Waimanalo	40	395
Honolulu Community Action Program	5	584
HCAP - Kumuhonua	5	584
HOPE Services Hawaii, Inc.	192	130
HOPE - East Hawaii Emergency Mens Program ES	30	44
HOPE - ESG Rapid Re-housing	16	340
HOPE - Hawaii Regions 1, 8, 9, 10 - Street Outreach (HPO)	14	94
HOPE - Hawaii Regions 2, 3, 4, 5, 6, 7 - Street Outreach (HPO)	36	83
HOPE - HPO NI Housing First	4	325
HOPE - HPO RRH Rapid Re-Housing	5	145
HOPE - HPP Homelessness Prevention	11	77
HOPE - HPP Rapid Re-housing	8	175
HOPE - Kiheipua	32	118

**Length of Stay by Organization and Program
Exits During January 2018**

Organization/Program	# Exits in January	Average Days to Exit
HOPE - Kukui S+C Program	2	1374
HOPE - PATH Street Outreach Program	16	89
HOPE - West Hawaii Emergency Housing Program	13	66
HOPE - Wilder House	5	154
Housing Solutions, Inc.	6	178
HSI - Na Kolea Rooming House (TH for Working Singles)	6	178
Institute for Human Services	204	186
IHS - Behavioral Health ES	5	76
IHS - City FY15 Housing First PSH	1	1024
IHS - ESG Homelessness Prevention	6	243
IHS - ESG Rapid Re-housing	1	296
IHS - Hale Mauliola Program (Sand Island)	16	169
IHS - HOMES Clean & Sober	14	308
IHS - HPO RRH Rapid Re-Housing	1	120
IHS - HPP Rapid Re-housing	5	27
IHS - Kaa`ahi Families ES	32	190
IHS - Kaa`ahi Women's ES	28	84
IHS - Oahu Region 1 - Street Outreach (HPO)	2	150
IHS - Oahu Region 2 - Street Outreach (HPO)	5	111
IHS - Oahu Region 4 - Street Outreach (HPO)	1	200
IHS - RRH Bridge Funding (AUW FY2017)	13	358
IHS - SPC Home At Last 2010	1	3146
IHS - Sumner Men's ES	58	159
IHS - TBH Medical Respite (ES)	15	61
Ka Hale A Ke Ola, Inc	66	97
KHAKO - Central Emergency Shelter	35	81
KHAKO - Central Transitional Housing	11	191
KHAKO - Westside ES	15	49
KHAKO - Westside TH	5	151
Kalihi Palama Health Center	68	133
KPHC - ESG Homelessness Prevention	6	169
KPHC - ESG Rapid Re-housing	4	71
KPHC - New Beginnings S+C Program	1	2077
KPHC - Oahu Region 1 - Street Outreach (HPO)	39	96
KPHC - Oahu Region 6 - Street Outreach (HPO)	6	98
KPHC - PATH Street Outreach Program	12	110
Kauai Economic Opportunity	51	108
KEO - Kauai All Regions - Street Outreach (HPO)	1	55
KEO - Mana'olana Emergency	48	85
KEO - Mana'olana Transitional Housing	2	674
Kealahou West Oahu	23	29
KWO - Oahu Region 7 - Street Outreach (HPO)	23	29
Legal Aid Society of Hawaii	4	113
LASH - HPO Legal Services Program	4	113
Maui AIDS Foundation	1	1652
MAF - HOPWA Formula - PSH TBRA	1	1652

**Length of Stay by Organization and Program
Exits During January 2018**

Organization/Program	# Exits in January	Average Days to Exit
Salvation Army ATS	6	106
SARMY - Oahu ATS Program	6	106
Salvation Army FSO	1	151
SARMY - FSO HPO RRH Rapid Re-Housing	1	151
Salvation Army Maui	1	90
SARMY - Maui Homeless Outreach Program	1	90
Shelter of Wisdom	9	68
SOW - Great Joy 1	1	139
SOW - Great Joy 2	2	98
SOW - Great Joy 3	2	62
SOW - Hearts of Joy 2	4	38
Steadfast Housing Development Corporation	1	1482
SHDC - Oahu Shelter Plus Care Program	1	1482
USVETS	131	163
USVETS - BP Ewa HOPTel	3	27
USVETS - BP GPD Bridge Housing	3	290
USVETS - BP GPD Clinical Treatment	4	125
USVETS - BP GPD Low Demand	2	414
USVETS - BP Hilo HOPTel Program	6	65
USVETS - BP HPO Housing First PSH	2	787
USVETS - BP Kauai HOPTel Program	3	60
USVETS - BP Oahu Region 3 - Street Outreach (HPO)	17	42
USVETS - BP Oahu Region 5 - Street Outreach (HPO)	7	3
USVETS - BP Pearl City HOPTel	1	43
USVETS - BP Pearl City Seniors HOPTel	2	64
USVETS - BP PH2 CHAMPS VET FAMILIES	7	1078
USVETS - BP Respite Beds Barbers Point	4	20
USVETS - SSVF Priority 1 Homeless Prevention	1	83
USVETS - SSVF Priority 1 Rapid Re-housing	5	77
USVETS - SSVF Priority 2 Homeless Prevention (CLOSED)	1	92
USVETS - SSVF Priority 2 Rapid Re-housing (CLOSED)	1	155
USVETS - WCC Emergency Shelter	53	117
USVETS - WCC HOPTel	3	168
USVETS - WCC Housing First Increment II (CoC)	2	199
USVETS - WCC HPO RRH Rapid Re-Housing	4	153
Waianae Coast Comprehensive Health Center	29	133
WCCHC - ESG Homelessness Prevention	2	39
WCCHC - Homeless Outreach Program	27	140
Waikiki Health	21	128
WH - Next Step Emergency Shelter	21	128
Women In Need	5	184
WIN - Bridge To Success Halawa TH	1	8
WIN - Bridge To Success Kauai TH	4	229
Grand Total	1124	164

Timeliness Report - January 2018 (Intakes)

Date Range: 1/1/2018 - 1/31/2018

Program Name	Program Type	Clients Enrolled	Avg Days to Input
Hawaii County VI SPDAT v2 Family	Coordinated Assessment	38	3.47
Hawaii County VI SPDAT v2 Individual	Coordinated Assessment	59	3.03
Kauai County VI SPDAT v2 Family	Coordinated Assessment	14	1.21
Kauai County VI SPDAT v2 Individual	Coordinated Assessment	9	1.33
Maui County VI SPDAT v2 Family	Coordinated Assessment	38	1.24
Maui County VI SPDAT v2 Individual	Coordinated Assessment	41	3.56
Oahu County VI SPDAT v2 Family	Coordinated Assessment	220	2.50
Oahu County VI SPDAT v2 Individual	Coordinated Assessment	204	2.48
CCH - Kakaako Family Assessment Center	Emergency Shelter (ES)	25	1.68
FLC - Ho'olanani	Emergency Shelter (ES)	6	0.33
FPH - Honolulu Family Center	Emergency Shelter (ES)	8	2.38
FPH - Windward Family Center	Emergency Shelter (ES)	8	1.50
HOPE - East Hawaii Emergency Mens Program ES	Emergency Shelter (ES)	29	1.86
HOPE - Kiheipua	Emergency Shelter (ES)	30	1.83
HOPE - West Hawaii Emergency Housing Program	Emergency Shelter (ES)	13	1.85
IHS - Behavioral Health ES	Emergency Shelter (ES)	4	0.00
IHS - Hale Mauliola Program (Sand Island)	Emergency Shelter (ES)	5	1.00
IHS - Kaa`ahi Families ES	Emergency Shelter (ES)	31	0.65
IHS - Kaa`ahi Women's ES	Emergency Shelter (ES)	29	2.24
IHS - Sumner Men's ES	Emergency Shelter (ES)	59	0.98
IHS - TBH Medical Respite (ES)	Emergency Shelter (ES)	12	0.67
KEO - Mana'olana Emergency	Emergency Shelter (ES)	14	0.50
KHAKO - Central Emergency Shelter	Emergency Shelter (ES)	70	0.83
KHAKO - Westside ES	Emergency Shelter (ES)	31	0.16
KWO - Onelau`ena Emergency Shelter	Emergency Shelter (ES)	5	2.20
SOW - Great Joy 1	Emergency Shelter (ES)	1	5.00
SOW - Great Joy 2	Emergency Shelter (ES)	3	5.00
SOW - Great Joy 3	Emergency Shelter (ES)	3	2.33
SOW - Hearts of Joy 2	Emergency Shelter (ES)	7	3.86
SOW - Streams of Joy 2	Emergency Shelter (ES)	1	28.00
USVETS - BP Ewa HOPTel	Emergency Shelter (ES)	2	1.00
USVETS - BP Hilo HOPTel Program	Emergency Shelter (ES)	5	0.40
USVETS - BP Kauai HOPTel Program	Emergency Shelter (ES)	3	0.67
USVETS - BP Pearl City Seniors HOPTel	Emergency Shelter (ES)	1	0.00
USVETS - BP Respite Beds Barbers Point	Emergency Shelter (ES)	4	1.00
USVETS - WCC Emergency Shelter	Emergency Shelter (ES)	36	0.83
USVETS - WCC HOPTel	Emergency Shelter (ES)	1	1.00
WH - Next Step Emergency Shelter	Emergency Shelter (ES)	19	0.05
CCH - SHEG NI Homelessness Prevention	Homelessness Prevention	31	4.16
CCH - SHEG Oahu Homelessness Prevention	Homelessness Prevention	16	0.63
CCH - SSVF Priority 1 Homeless Prevention	Homelessness Prevention	4	1.00
HOPE - HPO RRH Homeless Prevention	Homelessness Prevention	2	1.00
HOPE - HPP Homelessness Prevention	Homelessness Prevention	10	1.00
IHS - HPO RRH Homeless Prevention	Homelessness Prevention	8	0.38
IHS - HPP Homelessness Prevention	Homelessness Prevention	79	4.63
KPHC - ESG Homelessness Prevention	Homelessness Prevention	9	0.00
MAF - HOPWA Formula STRMU	Homelessness Prevention	1	0.00
SARMY - FSO HPO RRH Homeless Prevention	Homelessness Prevention	3	0.00
USVETS - SSVF Priority 1 Homeless Prevention	Homelessness Prevention	6	0.17
CCH - HPO NI Housing First (Kauai)	PH - Permanent Supportive Housing	4	0.25
FLC - HPO NI Housing First	PH - Permanent Supportive Housing	3	2.33
FLC - S+C 2	PH - Permanent Supportive Housing	1	5.00
FLC - S+C 6 (Eha split)	PH - Permanent Supportive Housing	1	0.00
IHS - City FY15 Housing First PSH	PH - Permanent Supportive Housing	1	14.00
KPHC - New Beginnings S+C Program	PH - Permanent Supportive Housing	1	0.00

Timeliness Report - January 2018 (Intakes)

Date Range: 1/1/2018 - 1/31/2018

Program Name	Program Type	Clients Enrolled	Avg Days to Input
Average Days Taken to Input Enrollments (clients enrolled during)			
SHDC - Kaahale CoC Funded (Kauai)	PH - Permanent Supportive Housing	1	3.00
SHDC - Kalaeloa (Headway House) CoC Funded (Oahu)	PH - Permanent Supportive Housing	1	0.00
SHDC - Oahu Shelter Plus Care Program	PH - Permanent Supportive Housing	1	1.00
USVETS - BP Leeward PSH	PH - Permanent Supportive Housing	3	5.00
USVETS - BP PH2 CHAMPS VET FAMILIES	PH - Permanent Supportive Housing	1	1.00
USVETS - WCC Housing First Increment II (CoC)	PH - Permanent Supportive Housing	1	2.00
CCH - HPP Rapid Re-housing	PH - Rapid Re-Housing	96	2.52
CCH - SHEG Oahu Rapid Re-Housing	PH - Rapid Re-Housing	3	1.00
CCH - SSVF Priority 1 Rapid Rehousing	PH - Rapid Re-Housing	10	0.80
FLC - ESG Maui Rapid Re-housing	PH - Rapid Re-Housing	15	8.13
FLC - HPO RRH Rapid Re-Housing	PH - Rapid Re-Housing	1	29.00
FLC - HPP Maui Rapid Re-housing	PH - Rapid Re-Housing	5	14.00
HCAP - HPO RRH Rapid Re-Housing	PH - Rapid Re-Housing	1	7.00
HOPE - HPO RRH Rapid Re-Housing	PH - Rapid Re-Housing	40	4.05
HOPE - HPP Rapid Re-housing	PH - Rapid Re-Housing	13	2.69
HOPE - New Start	PH - Rapid Re-Housing	2	13.00
IHS - ESG Rapid Re-housing	PH - Rapid Re-Housing	11	2.91
IHS - HOMES Clean & Sober	PH - Rapid Re-Housing	3	0.00
IHS - HPP Rapid Re-housing	PH - Rapid Re-Housing	87	6.79
KPHC - ESG Rapid Re-housing	PH - Rapid Re-Housing	13	0.00
SARMY - FSO HPO RRH Rapid Re-Housing	PH - Rapid Re-Housing	12	2.67
USVETS - SSVF Priority 1 Rapid Re-housing	PH - Rapid Re-Housing	15	0.20
USVETS - WCC HPO RRH Rapid Re-Housing	PH - Rapid Re-Housing	7	0.57
LASH - HPO Legal Services Program	Services Only	18	0.06
ALEA - Street Outreach Program	Street Outreach	7	2.57
CARE - Care Hawaii AMHD Street Outreach Program	Street Outreach	6	0.00
CHOW - Oahu Region 1 - Street Outreach (HPO)	Street Outreach	4	0.00
FLC - Maui Regions 1, 2, 3, 6 - Street Outreach (HPO)	Street Outreach	36	3.92
FLC - Maui Regions 4, 5 - Street Outreach (HPO)	Street Outreach	51	4.41
HNP - Hale Na'au Pono AMHD Street Outreach Program	Street Outreach	1	0.00
HOPE - Hawaii Regions 1, 8, 9, 10 - Street Outreach (HPO)	Street Outreach	18	4.11
HOPE - Hawaii Regions 2, 3, 4, 5, 6, 7 - Street Outreach (HPO)	Street Outreach	18	1.33
HOPE - PATH Street Outreach Program	Street Outreach	3	2.33
IHS - Oahu Region 1 - Street Outreach (HPO)	Street Outreach	10	1.30
IHS - Oahu Region 2 - Street Outreach (HPO)	Street Outreach	26	1.12
IHS - Oahu Region 4 - Street Outreach (HPO)	Street Outreach	10	3.40
KEO - Kauai All Regions - Street Outreach (HPO)	Street Outreach	8	3.00
KPHC - Oahu Region 1 - Street Outreach (HPO)	Street Outreach	21	1.43
KPHC - Oahu Region 2 - Street Outreach (HPO)	Street Outreach	1	2.00
KPHC - PATH Street Outreach Program	Street Outreach	43	0.98
KWO - Oahu Region 7 - Street Outreach (HPO)	Street Outreach	14	1.14
MHK - Oahu Activity Center Homeless Outreach Program	Street Outreach	2	0.00
NALO - Waimanalo Health Center Street Outreach	Street Outreach	6	0.00
SARMY - Maui Homeless Outreach Program	Street Outreach	2	0.00
USVETS - BP Oahu Region 3 - Street Outreach (HPO)	Street Outreach	25	0.96
USVETS - BP Oahu Region 5 - Street Outreach (HPO)	Street Outreach	30	17.50
WCCHC - Homeless Outreach Program	Street Outreach	40	0.93
ASI - Ohana Ola O Kahumana	Transitional Housing (TH)	19	0.00
ASI - Ulu Ke Kukui (Villages of Maili)	Transitional Housing (TH)	17	2.94
CCH - Ma'ili Land Transitional Housing	Transitional Housing (TH)	8	0.50
GHP - HOPWA Gregory House (Competitive TH)	Transitional Housing (TH)	2	2.50
HCAP - Kumuhonua	Transitional Housing (TH)	2	3.00
HNO - Weinberg Village Waimanalo	Transitional Housing (TH)	17	1.71
HOPE - Kuleana House	Transitional Housing (TH)	3	4.00
HSI - Kulaokahua Apts (TH for the Elderly)	Transitional Housing (TH)	1	0.00

Timeliness Report - January 2018 (Intakes)

Date Range: 1/1/2018 - 1/31/2018

Average Days Taken to Input Enrollments (clients enrolled durin			
Program Name	Program Type	Clients Enrolled	Avg Days to Input
HSI - Na Kolea Rooming House (TH for Working Singles)	Transitional Housing (TH)	6	0.00
KEO - Mana'olana Transitional Housing	Transitional Housing (TH)	2	1.00
SHDC - Hale Ulu Pono TH	Transitional Housing (TH)	1	0.00
USVETS - BP GPD Bridge Housing	Transitional Housing (TH)	10	0.70
USVETS - BP GPD Clinical Treatment	Transitional Housing (TH)	13	0.46
USVETS - BP GPD Low Demand	Transitional Housing (TH)	6	0.50
WIN - Bridge To Success Halawa TH	Transitional Housing (TH)	5	0.00
WIN - Bridge To Success Kauai TH	Transitional Housing (TH)	1	3.00
WIN - Family House Aiea TH	Transitional Housing (TH)	3	0.00
Aggregates		2126	2.58

Timeliness Report - January 2018 (Exits)

Date Range: 1/1/2018 - 1/31/2018

Average Days Taken to Exit Enrollments (clients exited during reporting period)			
Program Name	Program Type	Clients	Exit
Hawaii County VI SPDAT v2 Family	Coordinated Assessment	72	9.83
Hawaii County VI SPDAT v2 Individual	Coordinated Assessment	50	5.00
Kauai County VI SPDAT v2 Individual	Coordinated Assessment	12	0.08
Maui County VI SPDAT v2 Family	Coordinated Assessment	130	0.44
Maui County VI SPDAT v2 Individual	Coordinated Assessment	16	7.69
Oahu County VI SPDAT v1 Individual (CLOSED)	Coordinated Assessment	6	0.00
Oahu County VI SPDAT v2 Family	Coordinated Assessment	70	0.26
Oahu County VI SPDAT v2 Individual	Coordinated Assessment	50	1.48
CCH - Kakaako Family Assessment Center	Emergency Shelter (ES)	24	3.83
FLC - Ho'olanani	Emergency Shelter (ES)	6	8.00
FPH - Honolulu Family Center	Emergency Shelter (ES)	7	0.00
FPH - Windward Family Center	Emergency Shelter (ES)	11	1.64
HOPE - East Hawaii Emergency Mens Program ES	Emergency Shelter (ES)	30	0.57
HOPE - Kiheipua	Emergency Shelter (ES)	32	3.25
HOPE - West Hawaii Emergency Housing Program	Emergency Shelter (ES)	13	1.31
IHS - Behavioral Health ES	Emergency Shelter (ES)	5	6.00
IHS - Hale Mauiola Program (Sand Island)	Emergency Shelter (ES)	16	1.81
IHS - Kaa`ahi Families ES	Emergency Shelter (ES)	30	0.92
IHS - Kaa`ahi Women's ES	Emergency Shelter (ES)	28	0.86
IHS - Sumner Men's ES	Emergency Shelter (ES)	59	1.66
IHS - TBH Medical Respite (ES)	Emergency Shelter (ES)	15	2.00
KEO - Mana'olana Emergency	Emergency Shelter (ES)	47	0.30
KHAKO - Central Emergency Shelter	Emergency Shelter (ES)	31	7.84
KHAKO - Westside ES	Emergency Shelter (ES)	14	1.29
SOW - Great Joy 1	Emergency Shelter (ES)	1	0.00
SOW - Great Joy 2	Emergency Shelter (ES)	2	20.50
SOW - Great Joy 3	Emergency Shelter (ES)	2	18.50
SOW - Hearts of Joy 2	Emergency Shelter (ES)	4	9.25
USVETS - BP Ewa HOPTel	Emergency Shelter (ES)	3	0.00
USVETS - BP Hilo HOPTel Program	Emergency Shelter (ES)	6	0.50
USVETS - BP Kauai HOPTel Program	Emergency Shelter (ES)	3	0.00
USVETS - BP Pearl City HOPTel	Emergency Shelter (ES)	1	0.00
USVETS - BP Pearl City Seniors HOPTel	Emergency Shelter (ES)	2	0.50
USVETS - BP Respite Beds Barbers Point	Emergency Shelter (ES)	4	0.00
USVETS - WCC Emergency Shelter	Emergency Shelter (ES)	46	2.52
USVETS - WCC HOPTel	Emergency Shelter (ES)	3	0.33
WH - Next Step Emergency Shelter	Emergency Shelter (ES)	21	3.76
CCH - SHEG NI Homelessness Prevention	Homelessness Prevention	2	0.00
CCH - SHEG Oahu Homelessness Prevention	Homelessness Prevention	5	0.00
CCH - SSVF Priority 1 Homeless Prevention	Homelessness Prevention	2	0.00
FLC - HPP Maui Homelessness Prevention	Homelessness Prevention	29	0.59
HOPE - HPP Homelessness Prevention	Homelessness Prevention	11	0.00
IHS - ESG Homelessness Prevention	Homelessness Prevention	6	0.00
KPHC - ESG Homelessness Prevention	Homelessness Prevention	6	0.00
USVETS - SSVF Priority 1 Homeless Prevention	Homelessness Prevention	1	6.00
USVETS - SSVF Priority 2 Homeless Prevention (CLOSED)	Homelessness Prevention	1	0.00
WCCHC - ESG Homelessness Prevention	Homelessness Prevention	2	0.00
HIHR - Permanent Supportive Housing	PH - Permanent Supportive Housing	1	0.00
HOPE - HPO NI Housing First	PH - Permanent Supportive Housing	4	3.00
HOPE - Kukui S+C Program	PH - Permanent Supportive Housing	2	0.00
IHS - City FY15 Housing First PSH	PH - Permanent Supportive Housing	1	0.00
IHS - SPC Home At Last 2010	PH - Permanent Supportive Housing	1	10.00
KPHC - New Beginnings S+C Program	PH - Permanent Supportive Housing	1	0.00
MAF - HOPWA Formula - PSH TBRA	PH - Permanent Supportive Housing	1	0.00
SHDC - Oahu Shelter Plus Care Program	PH - Permanent Supportive Housing	1	12.00

Timeliness Report - January 2018 (Exits)

Date Range: 1/1/2018 - 1/31/2018

Average Days Taken to Exit Enrollments (clients exited during reporting period)			
Program Name	Program Type	Clients	Exit
USVETS - BP HPO Housing First PSH	PH - Permanent Supportive Housing	2	21.50
USVETS - BP PH2 CHAMPS VET FAMILIES	PH - Permanent Supportive Housing	2	3.00
USVETS - WCC Housing First Increment II (CoC)	PH - Permanent Supportive Housing	2	4.50
CCH - HPP Rapid Re-housing	PH - Rapid Re-Housing	20	0.25
CCH - SHEG NI Rapid Rehousing	PH - Rapid Re-Housing	1	0.00
CCH - SSVF Priority 1 Rapid Rehousing	PH - Rapid Re-Housing	4	2.50
FLC - HPP Maui Rapid Re-housing	PH - Rapid Re-Housing	7	2.00
HOPE - ESG Rapid Re-housing	PH - Rapid Re-Housing	16	4.75
HOPE - HPO RRH Rapid Re-Housing	PH - Rapid Re-Housing	5	9.80
HOPE - HPP Rapid Re-housing	PH - Rapid Re-Housing	8	11.25
IHS - ESG Rapid Re-housing	PH - Rapid Re-Housing	1	0.00
IHS - HOMES Clean & Sober	PH - Rapid Re-Housing	14	0.00
IHS - HPO RRH Rapid Re-Housing	PH - Rapid Re-Housing	1	0.00
IHS - HPP Rapid Re-housing	PH - Rapid Re-Housing	5	0.00
IHS - RRH Bridge Funding (AUW FY2017)	PH - Rapid Re-Housing	13	0.54
KPHC - ESG Rapid Re-housing	PH - Rapid Re-Housing	4	0.00
SARMY - FSO HPO RRH Rapid Re-Housing	PH - Rapid Re-Housing	1	4.00
USVETS - SSVF Priority 1 Rapid Re-housing	PH - Rapid Re-Housing	5	1.60
USVETS - SSVF Priority 2 Rapid Re-housing (CLOSED)	PH - Rapid Re-Housing	1	4.00
USVETS - WCC HPO RRH Rapid Re-Housing	PH - Rapid Re-Housing	4	26.00
CARE - Care Hawaii AMHD Services Only Program	Services Only	2	0.00
LASH - HPO Legal Services Program	Services Only	5	0.00
ALEA - Street Outreach Program	Street Outreach	1	0.00
CARE - Care Hawaii AMHD Street Outreach Program	Street Outreach	13	0.00
CHOW - Oahu Region 1 - Street Outreach (HPO)	Street Outreach	7	0.00
FLC - Maui Regions 1, 2, 3, 6 - Street Outreach (HPO)	Street Outreach	45	2.31
FLC - Maui Regions 4, 5 - Street Outreach (HPO)	Street Outreach	43	1.72
HOPE - Hawaii Regions 1, 8, 9, 10 - Street Outreach (HPO)	Street Outreach	20	3.35
HOPE - Hawaii Regions 2, 3, 4, 5, 6, 7 - Street Outreach (HPO)	Street Outreach	36	4.00
HOPE - PATH Street Outreach Program	Street Outreach	16	0.13
IHS - Oahu Region 1 - Street Outreach (HPO)	Street Outreach	23	0.00
IHS - Oahu Region 2 - Street Outreach (HPO)	Street Outreach	69	0.14
IHS - Oahu Region 4 - Street Outreach (HPO)	Street Outreach	11	0.00
KEO - Kauai All Regions - Street Outreach (HPO)	Street Outreach	8	0.50
KPHC - Oahu Region 1 - Street Outreach (HPO)	Street Outreach	39	0.64
KPHC - Oahu Region 6 - Street Outreach (HPO)	Street Outreach	6	0.00
KPHC - PATH Street Outreach Program	Street Outreach	37	0.00
KWO - Oahu Region 7 - Street Outreach (HPO)	Street Outreach	26	1.73
MHK - Oahu Activity Center Homeless Outreach Program	Street Outreach	1	0.00
NALO - Waimanalo Health Center Street Outreach	Street Outreach	4	0.00
SARMY - Maui Homeless Outreach Program	Street Outreach	8	0.00
USVETS - BP Oahu Region 3 - Street Outreach (HPO)	Street Outreach	32	0.94
USVETS - BP Oahu Region 5 - Street Outreach (HPO)	Street Outreach	16	6.88
WCCHC - Homeless Outreach Program	Street Outreach	36	0.56
ASI - Ulu Ke Kukui (Villages of Maili)	Transitional Housing (TH)	16	13.00
CCH - Ma'ili Land Transitional Housing	Transitional Housing (TH)	21	0.00
GHP - HOPWA Gregory House (Competitive TH)	Transitional Housing (TH)	2	2.50
HAP - Na Kahua Hale O Ulu Wini	Transitional Housing (TH)	2	0.00
HCAP - Kumuhonua	Transitional Housing (TH)	5	2.80
HIHR - Transitional Housing	Transitional Housing (TH)	5	2.00
HKIPA - Maka'aloa Men's TLP	Transitional Housing (TH)	2	1.00
HNO - Weinberg Village Waimanalo	Transitional Housing (TH)	40	1.38
HOPE - Wilder House	Transitional Housing (TH)	5	0.00
HSI - Na Kolea Rooming House (TH for Working Singles)	Transitional Housing (TH)	6	0.67
KEO - Mana'olana Transitional Housing	Transitional Housing (TH)	2	2.00

Timeliness Report - January 2018 (Exits)

Date Range: 1/1/2018 - 1/31/2018

Average Days Taken to Exit Enrollments (clients exited during reporting period)			
Program Name	Program Type	Clients	Exit
KHAKE - Central Transitional Housing	Transitional Housing (TH)	12	9.80
KHAKE - Westside TH	Transitional Housing (TH)	5	2.80
SARMY - Oahu ATS Program	Transitional Housing (TH)	6	2.67
USVETS - BP GPD Bridge Housing	Transitional Housing (TH)	3	0.00
USVETS - BP GPD Clinical Treatment	Transitional Housing (TH)	4	5.00
USVETS - BP GPD Low Demand	Transitional Housing (TH)	2	0.00
WIN - Bridge To Success Halawa TH	Transitional Housing (TH)	1	4.00
WIN - Bridge To Success Kauai TH	Transitional Housing (TH)	4	11.00
Aggregates		1712	2.33