

From: Carlos Peraro, CPC
To: Harold Brackeen, State of Hawaii, Homeless Programs Administrator
Brandee Menino, BOS Chair; Jon Berliner, PIC Chair; Jen Stasch, PIC Director
Date: March 18, 2018
Re: February 2018 HMIS Monitoring Reports

Attached for your review and dissemination to Continuum agencies is the February 2018 HMIS monitoring report. Below are brief highlights from the attached reports.

- 1) End of month, February 2018 Census summary by Continuum and Statewide (pp. 2-7)
 - The Statewide census for emergency and transitional programs decreased in February 2018 (3,036) compared to January 2018 (3,105). For Oahu, the emergency shelter census decreased from 1,179 in January to 1,098 in February and the transitional facilities census increased slightly from 1,228 to 1,238 in February. For neighbor islands, the emergency shelter census increased slightly from 488 in January to 494 in February, while the transitional facilities census decreased slightly from 210 to 206 in February.
 - The total “vacant beds” when compared to the HIC capacity was 716 (ES and TH) and 196 (PSH).
 - 36 programs on Oahu and 24 programs on the Neighbor Islands had utilization rates of less than 85% or greater than 110%. These programs are marked in red.
 - Statewide Active Outreach clients totaled 1,732; 1,151 on Oahu and 581 on the Neighbor Islands. Outreach clients increased for both CoCs, representing the first increase in several months.

- 2) Consent report for February 2018 (pp. 8-20)
 - VI-SPDAT Assessments: Consent to share data rates for Neighbor Islands and Oahu programs were 86% and 89% respectively. (p. 8)
 - By Name List: Consent to share data rates as of March 1, 2018 was 59% statewide; for Oahu Families (50%) and Singles (57%). Neighbor Island family and singles rates ranged from 57% (Maui family) to 90% (Hawaii singles). (pp. 9-10)
 - For adult program intakes (n=1,017), the statewide consent to share rate decreased to 89% from 90% in January, still representing a significant and continuing increase since February 2017 (55%).
 - Twelve programs (pp. 11-14) had consent rates below 80%. These programs are highlighted in RED.

- 3) Length of Stay by Agency and Program for clients exiting during February 2018 (pp. 21-24)
 - The average LOS for all programs was 186 days (representing 919 exits), an increase compared to January (164 days). If the nine permanent housing program exits are omitted, the average LOS was 176 days.
 - Overall, emergency shelter and services only programs’ LOS were the shortest (97 and 99 days). PSH and Street Outreach LOS were the longest (1,179 and 279 days).
 - By County, Oahu (209 days) and Maui (181 days) averaged the longest LOS, followed by Hawaii (120 days) and Kauai (76 days). Of note is that the average includes PSH, HP, and RRH projects, which skew the measure.
 - Emergency Shelter LOS ranged from 59 days on Hawaii to 105 days on Oahu.

- 4) Timeliness (entries and exits) during February 2018 (pp. 25-29)
 - Intake Timeliness was 2.09 average days, a decrease compared to 2.58 average days in January.
 - 27 programs (highlighted in RED) averaged more than 3 days to enter intakes.
 - Exit timeliness decreased to 1.5 days on average compared to 2.33 days in January. A significant improvement.
 - 19 programs (highlighted in RED) averaged more than 3 days to enter exits.

HMIS Census Report - February, 2018
Oahu and Neighbor Islands - HIC Facilities

Summary of Monthly HMIS Shelter Census Counts

March 31, 2017 - February 28, 2018

HI-501 Oahu Census Summary

	Emerg	Trans	Total HUD Homeless	HIC Openings	PH	HIC Openings	Veterans ES/TH
March 31, 2017	1158	1446	2604	NA	1130	NA	235
April 30, 2017	1018	1340	2358	734	1046	100	205
May 31, 2017	1024	1451	2475	551	1094	70	249
June 30, 2017	1077	1297	2374	594	1147	119	247
July 31, 2017	1100	1286	2386	268	1164	109	246
August 31, 2017	1162	1286	2434	236	1152	115	254
September 30, 2017	1175	1338	2513	209	1110	49	245
October 31, 2017	1197	1305	2502	226	1127	46	247
November 30, 2017	1192	1288	2480	254	1119	51	241
December 31, 2017	1225	1275	2500	219	1112	53	234
January 31, 2018	1179	1228	2407	295	1097	76	244
February 28, 2018	1098	1238	2336	318	1116	72	238

HI-500 Balance of State Census Summary

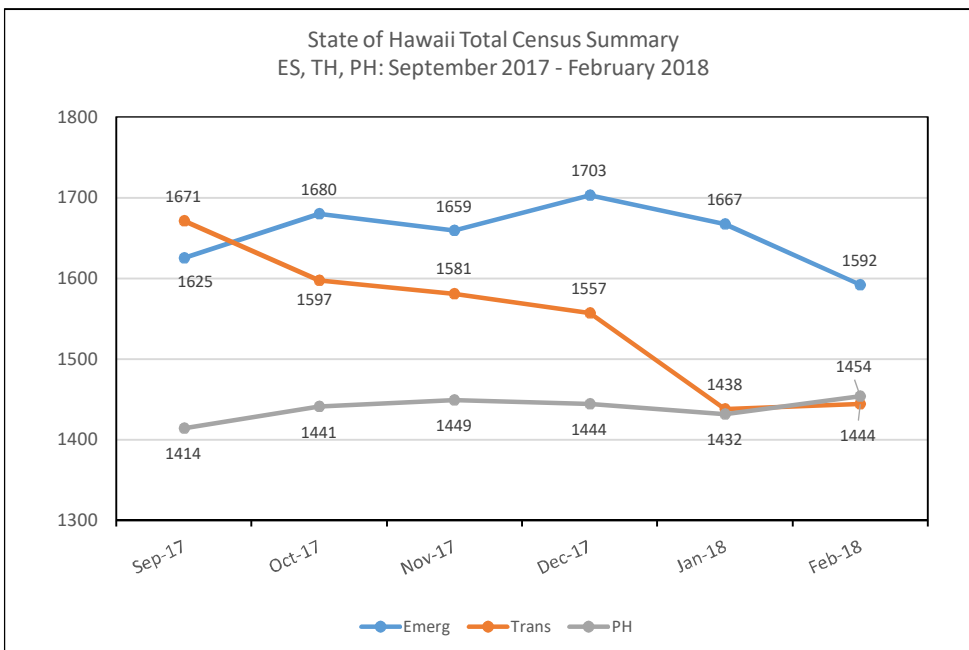
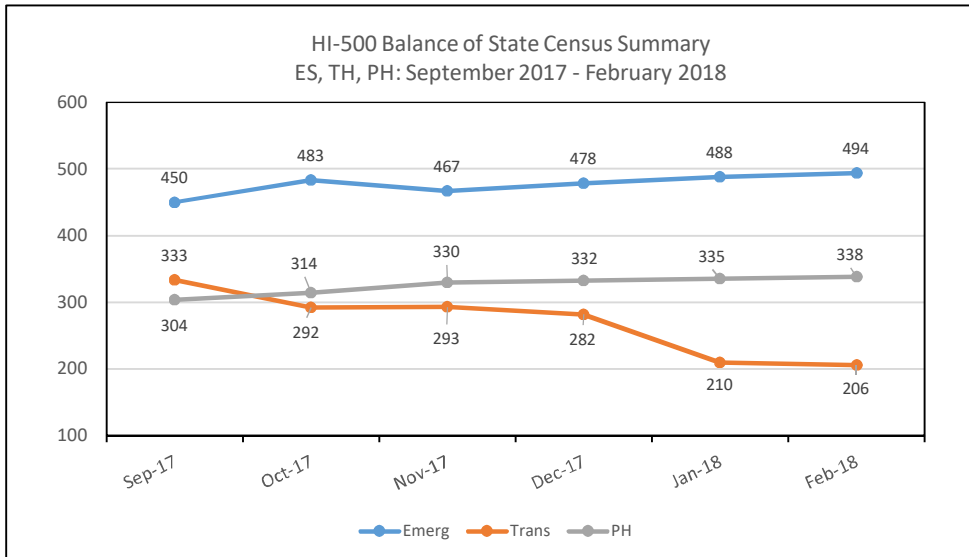
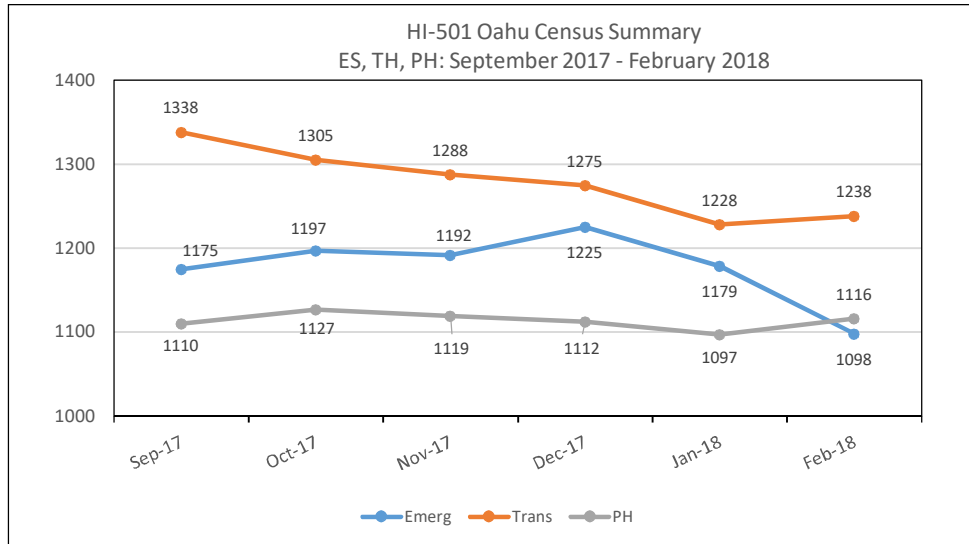
	Emerg	Trans	Total HUD Homeless	HIC Openings	PH	HIC Openings	Veterans ES/TH
March 31, 2017	281	484	765	NA	217	NA	30
April 30, 2017	227	418	645	321	183	96	29
May 31, 2017	321	430	751	235	218	70	35
June 30, 2017	359	430	789	180	222	71	43
July 31, 2017	398	398	796	203	212	69	39
August 31, 2017	427	363	790	248	216	66	35
September 30, 2017	450	333	783	280	304	132	35
October 31, 2017	483	292	775	307	314	128	44
November 30, 2017	467	293	760	305	330	125	34
December 31, 2017	478	282	760	325	332	123	38
January 31, 2018	488	210	698	399	335	125	32
February 28, 2018	494	206	700	398	338	124	36

State of Hawaii Total Census Summary

	Emerg	Trans	Total HUD Homeless	HIC Openings	PH	HIC Openings	Veterans ES/TH
March 31, 2017	1439	1930	3369	NA	1347	NA	265
April 30, 2017	1245	1758	3003	1055	1229	196	234
May 31, 2017	1345	1881	3226	786	1312	140	284
June 30, 2017	1436	1727	3163	774	1369	190	290
July 31, 2017	1498	1684	3182	471	1376	178	285
August 31, 2017	1589	1649	3238	484	1368	181	289
September 30, 2017	1625	1671	3296	489	1414	181	280
October 31, 2017	1680	1597	3277	533	1441	174	291
November 30, 2017	1659	1581	3240	559	1449	176	275
December 31, 2017	1703	1557	3260	544	1444	176	272
January 31, 2018	1667	1438	3105	694	1432	201	276
February 28, 2018	1592	1444	3036	716	1454	196	274

HMIS Census Report - February, 2018
Oahu and Neighbor Islands - HIC Facilities

Summary of Monthly HMIS Shelter Census Counts



Census Report - February 28, 2018

Oahu - HIC Facilities

Proj. Type	Organization Name	Project Name	HIC Beds	Census on 02/28/18	% HIC Beds	Technical Openings	Veterans
ES	Child and Family Service	CFS - Honolulu Shelter	33	SP	NR	NR	SP
ES	Child and Family Service	CFS - Leeward Shelter	27	SP	NR	NR	SP
ES	Catholic Charities Hawaii	CCH - Kakaako Family Assessment Center	50	29	58%	21	0
ES	Family Promise of Hawaii	FPH - Honolulu Family Center	14	14	100%	0	1
ES	Family Promise of Hawaii	FPH - Windward Family Center	14	7	50%	7	0
ES	Hale Kipa Inc.	HKIPA - Boys BCP ES	8	1	13%	7	0
ES	Hale Kipa Inc.	HKIPA - Girls BCP ES	8	0	0%	8	0
ES	IHS Institute for Human Services	IHS - Behavioral Health ES	9	13	144%	0	2
ES	IHS Institute for Human Services	IHS - Hale Mauliola Program (Sand Island TH)	83	77	93%	6	5
ES	IHS Institute for Human Services	IHS - Kaaahi Families Shelter ES	100	88	88%	12	0
ES	IHS Institute for Human Services	IHS - Kaaahi Women ES	66	82	124%	0	2
ES	IHS Institute for Human Services	IHS - Sumner Men's Shelter	166	225	136%	0	51
ES	IHS Institute for Human Services	IHS - Tutu Bert's House (Med Respite ES)	24	19	79%	5	5
ES	Kealahou West Oahu	KWO - Hope for a New Beginning (Onelauena)	244	166	68%	78	4
ES	Parents and Children Together	PACT - Ohia Shelter	21	SP	NR	NR	SP
ES	Shelter of Wisdom	SOW - Great Joy 1	8	9	113%	0	0
ES	Shelter of Wisdom	SOW - Great Joy 2	9	11	122%	0	1
ES	Shelter of Wisdom	SOW - Great Joy 3	10	9	90%	1	0
ES	Shelter of Wisdom	SOW - Great Joy 4	6	7	117%	0	0
ES	Shelter of Wisdom	SOW - Hearts of Joy 1	9	2	22%	7	0
ES	Shelter of Wisdom	SOW - Hearts of Joy 2	13	14	108%	0	5
ES	Shelter of Wisdom	SOW - Streams of Joy 1	6	6	100%	0	2
ES	Shelter of Wisdom	SOW - Streams of Joy 2	9	8	89%	1	1
ES	U.S. Veterans Initiative	USVETS - BP Ewa HOPTEL	5	2	40%	3	2
ES	U.S. Veterans Initiative	USVETS - BP Pearl City HOPTEL	5	5	100%	0	5
ES	U.S. Veterans Initiative	USVETS - BP Pearl City Seniors HOPTEL	5	3	60%	2	3
ES	U.S. Veterans Initiative	USVETS - BP Respite Beds Barbers Point	10	7	70%	3	7
ES	U.S. Veterans Initiative	USVETS - WCC Emergency	191	162	85%	29	10
ES	U.S. Veterans Initiative	USVETS - WCC HOPTEL	5	3	60%	2	3
ES	Waikiki Health Center	WHC - Next Step Emergency Shelter	135	129	96%	6	11
ES	Windward Spouse Abuse Shelter	WSAS - Hale Ola	18	SP	NR	NR	NR
	Subtotal Emergency Shelter		1212	1098	91%	198	120
TH	Alternative Structures Int't	ASI - Ohana Ola O Kahumana	240	241	100%	0	3
TH	Alternative Structures Int't	ASI - Ulu Ke Kukui (Villages of Maili)	315	302	96%	13	0
TH	Catholic Charities Hawaii	CCH - Ma'ili Land TH	54	46	85%	8	0
TH	Child and Family Service	CFS - Transitional Apartments	40	NR	NR	NR	NR
TH	Gregory House Programs	GHP - Community Residential Program	15	13	87%	2	4
TH	Gregory House Programs	GHP - HOPWA Gregory House (Competitive TH)	11	11	100%	0	1
TH	Honolulu Community Action Prog	HCAP - Kumuhonua	68	70	103%	0	5
TH	Hale Kipa Inc.	HKIPA - Apana Women's Shelter	5	3	60%	2	0
TH	Hale Kipa Inc.	HKIPA - Maka'aloa Men's TLP	4	3	75%	1	0
TH	Ho'oumau Ke Ola	HKO - Lahilahi	10	7	70%	3	0
TH	Holomua Na 'Ohana	HNO - Weinberg Village Waimanalo	120	105	88%	15	0
TH	Housing Solutions Inc.	HSI - Kulaokahua (TH for the elderly)	29	30	103%	0	2
TH	Housing Solutions Inc.	HSI - Na Kolea (TH for working singles)	64	59	92%	5	1
TH	Kealahou West Oahu	KWO - Onemalu Transitional Shelter	144	158	110%	0	2
TH	Parents and Children Together	PACT - Lehua	8	NR	NR	NR	NR
TH	The Salvation Army	SARMY - FSO Pathway of Hope	24	7	29%	17	0
TH	The Salvation Army ATS	SARMY - Ka Ohu Hou O Manoa	30	15	50%	15	0
TH	The Salvation Army FTS	SARMY - Oahu ATS Program - Waakanaka	9	0	0%	9	0
TH	Steadfast Housing Dev Corp	SHDC - Ahukini	5	4	80%	1	1
TH	Steadfast Housing Dev Corp	SHDC - Hale Ulu Pono - Transitional Housing	10	5	50%	5	1
TH	U.S. Veterans Initiative	USVETS - BP GPD Bridge Housing	44	20	45%	24	20
TH	U.S. Veterans Initiative	USVETS - BP GPD Clinical Treatment	30	39	130%	0	39
TH	U.S. Veterans Initiative	USVETS - BP GPD Low Demand	36	37	103%	0	37
TH	Windward Spouse Abuse Shelter	WSAS - Imua	1	NR	NR	NR	NR
TH	Women in Need	WIN - Bridge To Success Halawa	13	33	254%	0	2
TH	Women in Need	WIN - Family House - Aiea	30	30	100%	0	0
	Subtotal Transitional Housing		1312	1238	94%	120	118
PSH	Alternative Structures Int't	ASI - Leeward CoC PSH	15	16	107%	0	0
PSH	Gregory House Programs	GHP - HOPWA Formula TBRA (City)	33	28	85%	5	7
PSH	Gregory House Programs	GHP - HOPWA SPNS Competitive PSH TBRA	48	40	83%	8	4

Census Report - February 28, 2018
Oahu - HIC Facilities

Proj. Type	Organization Name	Project Name	HIC Beds	Census on 02/28/18	% HIC Beds	Technical Openings	Veterans
PSH	Gregory House Programs	GHP - S+C CoC Program TBRA	47	47	100%	0	3
PSH	IHS Institute for Human Services	IHS - City FY15 Housing First PSH	177	170	96%	7	5
PSH	IHS Institute for Human Services	IHS - New PSH 2013 (CoC funded)	33	31	94%	2	1
PSH	IHS Institute for Human Services	IHS - SPC Home at Last 2010	82	82	100%	0	14
PSH	IHS Institute for Human Services	IHS - SPC Home Sweet Home	18	18	100%	0	1
PSH	IHS Institute for Human Services	IHS - SPC Home Sweet Home II	9	9	100%	0	0
PSH	IHS Institute for Human Services	IHS - SPC No Place Like Home	17	15	88%	2	1
PSH	Kalihi-Palama Health Center	KPHC - New Beginnings	182	182	100%	0	11
PSH	Mental Health Kokua	MHK - Safe Haven	25	24	96%	1	3
PSH	Steadfast Housing Dev Corp	SHDC - Headway House/Hale Ulu Pono	40	34	85%	6	2
PSH	Steadfast Housing Dev Corp	SHDC - Kaukama	5	4	80%	1	0
PSH	Steadfast Housing Dev Corp	SHDC - Komo Mai	5	4	80%	1	1
PSH	Steadfast Housing Dev Corp	SHDC - Shelter Plus Care 1	150	142	95%	8	8
PSH	U.S. Veterans Initiative	USVETS - PB Housing First PSH	116	96	83%	20	18
PSH	U.S. Veterans Initiative	USVETS - BP Leeward PSH	15	8	53%	7	1
PSH	U.S. Veterans Initiative	USVETS - BP Permanent Supportive Housing	13	11	85%	2	11
PSH	U.S. Veterans Initiative	USVETS - BP PH2 CHAMPS VET FAMILIES	32	30	94%	2	17
PSH	U.S. Veterans Initiative	USVETS - WCC Housing First Increment II (CoC)	125	125	100%	0	7
	Subtotal Permanent Housing		1172	1116	95%	72	115
RRH	Alternative Structures Int't	ASI - HPO Rapid Re-Housing	NA	150	NA	NA	0
RRH	Catholic Charities Hawaii	CCH - ESG Rapid Re-housing	NA	5	NA	NA	0
RRH	Catholic Charities Hawaii	CCH - HPP Rapid Re-housing	NA	852	NA	NA	6
RRH	Catholic Charities Hawaii	CCH - SHEG Oahu Rapid Re-Housing	NA	19	NA	NA	1
RRH	Catholic Charities Hawaii	CCH - SSVF Priority 1 Rapid Rehousing	NA	45	NA	NA	31
RRH	Gregory House Programs	GHP - ESG Rapid Re-Housing	NA	3	NA	NA	0
RRH	Honolulu Community Action Prog	HCAP - HPO RRH Rapid Re-Housing	NA	18	NA	NA	2
RRH	IHS Institute for Human Services	IHS - ESG Rapid Re-housing	NA	57	NA	NA	2
RRH	IHS Institute for Human Services	IHS - HOMES Clean & Sober	NA	28	NA	NA	2
RRH	IHS Institute for Human Services	IHS - HPO Rapid Re-Housing	NA	61	NA	NA	2
RRH	IHS Institute for Human Services	IHS - HPP Rapid Re-housing	NA	278	NA	NA	3
RRH	IHS Institute for Human Services	IHS - New Youth Rapid Re-Housing 2016 (NYRRH 2016)	NA	11	NA	NA	0
RRH	IHS Institute for Human Services	IHS - RRH Bridge Funding (AUW FY2017)	NA	6	NA	NA	0
RRH	Kalihi-Palama Health Center	KPHC - ESG Rapid Re-housing	NA	28	NA	NA	1
RRH	The Salvation Army	SARMY - FSO HPO Rapid Re-Housing	NA	22	NA	NA	1
RRH	U.S. Veterans Initiative	USVETS - SSVF Priority 1 Rapid Re-housing	NA	25	NA	NA	21
RRH	U.S. Veterans Initiative	USVETS - WCC ESG Rapid Re-housing	NA	50	NA	NA	7
RRH	U.S. Veterans Initiative	USVETS - WCC ESG Rapid Re-Housing 2017	NA	7	NA	NA	2
RRH	U.S. Veterans Initiative	USVETS - WCC HPO Rapid Re-Housing	NA	58	NA	NA	1
	Subtotal Rapid ReHousing			1723	NA	NA	82
	Total Emergency+Transitional		2,524	2,336	93%	318	238
	Total Permanent		1,172	1,116	95%	72	115
	TOTAL		3,696	3,452	93%	390	353

Census Report - February 28, 2018
Neighbor Islands - HIC Facilities

Project Type	Organization Name	Project Name	HIC Beds	Census on 02/28/18	%HIC Beds	Technical Openings	Veterans
ES	Child and Family Service	CFS - Hale Ohana	20	SP	NR	NR	NR
ES	Child and Family Service	CFS - West Hawaii Domestic Abuse Shelter	15	SP	NR	NR	NR
ES	Family Life Center	FLC - Ho'olanani	25	19	76%	6	0
ES	HOPE Services Hawaii	HOPE - East Hawaii Emergency Mens Program ES	32	30	94%	2	6
ES	HOPE Services Hawaii	HOPE - Kiheipua Emergency Shelter	44	41	93%	3	1
ES	HOPE Services Hawaii	HOPE - West Hawaii Emergency Housing Program	31	28	90%	3	4
ES	Kauai Economic Opportunity	KEO - Mana'olana Emergency Homeless Shelter	38	51	134%	0	2
ES	KHAKO, INC	KHAKO - Central Emergency	78	196	251%	0	7
ES	KHAKO, INC	KHAKO - Westside Emergency	68	119	175%	0	3
ES	USVETS	USVETS - Hilo HOPTTEL Program	5	5	100%	0	5
ES	USVETS	USVETS - Kauai HOPTTEL Program	5	5	100%	0	5
ES	Women Helping Women	WHW - Hale Lokomaikai	24	SP	NR	NR	NR
ES	YWCA of Kauai	YWCA - Family Violence Shelter	18	SP	NR	NR	NR
Subtotal Emergency Shelters			326	494	152%	14	33
TH	Child and Family Service	CFS - Hale Kahua Pa'a	10	NR	NR	NR	NR
TH	Hawaii Affordable Properties, Inc.	HAP - Na Kahua Hale O Ulu Wini (Kaloko)	115	50	43%	65	0
TH	Hawaii Island Home for Recovery, Inc.	HIHR - Transitional Housing Project	19	11	58%	8	2
TH	HOPE Services Hawaii	HOPE - Kuleana House	7	6	86%	1	0
TH	HOPE Services Hawaii	HOPE - Wilder House	10	9	90%	1	0
TH	Kauai Economic Opportunity	KEO - Kome TH	7	7	100%	0	0
TH	Kauai Economic Opportunity	KEO - Komohana Group Home	6	3	50%	3	1
TH	Kauai Economic Opportunity	KEO - Lawehana TH	9	0	0%	9	0
TH	Kauai Economic Opportunity	KEO - Lihue Court Apartments	40	18	45%	22	0
TH	Kauai Economic Opportunity	KEO - Mana'olana Transitional Housing	24	23	96%	1	0
TH	KHAKO, INC	KHAKO - Central Transitional	193	24	12%	169	0
TH	KHAKO, INC	KHAKO - Westside Transitional	136	35	26%	101	0
TH	Salvation Army Big Island	SARMY - Big Island RHY TLP	2	1	50%	1	0
TH	Women In Need	WIN - Bridge to Success Kauai	22	19	86%	3	0
Subtotal Transitional Housing			590	206	35%	384	3
PSH	Catholic Charities Hawaii	CCH - HPO NI Housing First (Kauai)	14	11	79%	3	2
PSH	Family Life Center	FLC - HPO NI Housing First	25	25	100%	0	3
PSH	Family Life Center	FLC - S+C 1	2	2	100%	0	0
PSH	Family Life Center	FLC - S+C 2	25	25	100%	0	3
PSH	Family Life Center	FLC - S+C 3	12	12	100%	0	0
PSH	Family Life Center	FLC - S+C 6 (Eha split)	33	33	100%	0	3
PSH	Family Life Center	FLC - S+C 7	7	7	100%	0	0
PSH	Family Life Center	FLC - S+C 8	3	3	100%	0	2
PSH	Hawaii Island Home for Recovery, Inc.	HIHR - New HIHR PSH (FY2014)	5	3	60%	2	1
PSH	Hawaii Island Home for Recovery, Inc.	HIHR - Permanent Supportive Housing	16	15	94%	1	0
PSH	Hawaii Island Home for Recovery, Inc.	HIHR - PSH 3	3	3	100%	0	0
PSH	HOPE Services Hawaii	HOPE - Continuum of Care II PSH	20	20	100%	0	2
PSH	HOPE Services Hawaii	HOPE - HPO NI Housing First	125	80	64%	45	15
PSH	HOPE Services Hawaii	HOPE - Kukui Shelter Plus Care	111	45	41%	66	6
PSH	Kauai Economic Opportunity	KEO - Pa'a Hana PSH	4	4	100%	0	1
PSH	Maui AIDS Foundation	MAF - HOPWA PSH	29	NR	NR	NR	NR
PSH	Steadfast Housing Dev Corp	SHDC - Eha Shelter Plus Care	28	28	100%	0	3
PSH	Steadfast Housing Dev Corp	SHDC - Eono Shelter Plus Care	13	6	46%	7	0
PSH	Steadfast Housing Dev Corp	SHDC - Kaahale CoC Funded (Kauai)	5	5	100%	0	0
PSH	Steadfast Housing Dev Corp	SHDC - Kaulana CoC Funded (Maui)	5	5	100%	0	0
PSH	Steadfast Housing Dev Corp	SHDC - Kulalani CoC Funded (Maui)	6	6	100%	0	0
PSH	Subtotal Permanent Supportive Housing		462	338	73%	124	41
RRH	Catholic Charities Hawaii	CCH - HPO NI RRH Rapid Re-Housing (Kauai)		19	NA	NA	0
RRH	Catholic Charities Hawaii	CCH - SHEG NI Rapid Rehousing		30	NA	NA	1
RRH	Family Life Center	FLC - ESG Kauai Rapid Re-housing		24	NA	NA	1
RRH	Family Life Center	FLC - ESG Maui Rapid Re-housing		89	NA	NA	2
RRH	Family Life Center	FLC - HPO RRH Rapid Re-Housing		79	NA	NA	6
RRH	Family Life Center	FLC - HPP Kauai Rapid Re-housing		17	NA	NA	0
RRH	Family Life Center	FLC - HPP Maui Rapid Re-housing		121	NA	NA	3
RRH	HOPE Services Hawaii	HOPE - Domestic Violence		40	NA	NA	1
RRH	HOPE Services Hawaii	HOPE - ESG Rapid Re-housing		150	NA	NA	3
RRH	HOPE Services Hawaii	HOPE - HPO RRH Rapid Re-Housing		142	NA	NA	0
RRH	HOPE Services Hawaii	HOPE - HPP Rapid Re-housing		43	NA	NA	0
RRH	Kauai Economic Opportunity	KEO - ESG Rapid Re-housing		49	NA	NA	3
RRH	U.S. Veterans Initiative	USVETS - SSVF Priority 1 Rapid Re-housing		28	NA	NA	26
Subtotal Rapid ReHousing				831	NA	NA	46
Total Emergency+Transitional			916	700	76%	398	36
Total Permanent			462	338	73%	124	41
TOTAL			1,378	1,038	75%	522	77

Outreach Program Count

Active as of February 28, 2018

Programs	CoC	Active Count	# Veterans
FLC - Maui Regions 1, 2, 3, 6 - Street Outreach (HPO)	BOS	81	8
FLC - Maui Regions 4, 5 - Street Outreach (HPO)	BOS	72	12
HOPE - Hawaii Regions 1, 8, 9, 10 - Street Outreach (HPO)	BOS	102	2
HOPE - Hawaii Regions 2, 3, 4, 5, 6, 7 - Street Outreach (HPO)	BOS	99	1
HOPE - PATH Street Outreach Program	BOS	38	1
KEO - Homeless Outreach Program	BOS	26	1
KEO - Kauai All Regions - Street Outreach (HPO)	BOS	139	3
SARMY - Maui Homeless Outreach Program	BOS	24	2
ALEA - Street Outreach Program	Oahu	28	0
CARE - Care Hawaii AMHD Street Outreach Program	Oahu	13	0
CHOW - Oahu Region 1 - Street Outreach (HPO)	Oahu	25	2
CHOW - Oahu Region 2 - Street Outreach (HPO)	Oahu	1	0
CHOW - Oahu Region 6 - Street Outreach (HPO)	Oahu	1	0
HNP - Hale Na`au Pono AMHD Street Outreach Program	Oahu	2	0
IHS - AMHD Street Outreach Program	Oahu	1	0
IHS - Oahu Region 1 - Street Outreach (HPO)	Oahu	62	4
IHS - Oahu Region 2 - Street Outreach (HPO)	Oahu	154	11
IHS - Oahu Region 4 - Street Outreach (HPO)	Oahu	54	9
KPHC - Oahu Region 1 - Street Outreach (HPO)	Oahu	216	5
KPHC - Oahu Region 2 - Street Outreach (HPO)	Oahu	7	0
KPHC - Oahu Region 6 - Street Outreach (HPO)	Oahu	2	1
KPHC - PATH Street Outreach Program	Oahu	95	8
KWO - Oahu Region 7 - Street Outreach (HPO)	Oahu	40	0
MHK - Oahu Activity Center Homeless Outreach Program	Oahu	6	2
NALO - Waimanalo Health Center Street Outreach	Oahu	21	0
USVETS - BP Oahu Region 3 - Street Outreach (HPO)	Oahu	64	13
USVETS - BP Oahu Region 5 - Street Outreach (HPO)	Oahu	70	6
WCCHC - Homeless Outreach Program	Oahu	289	11
TOTAL BY CONTINUUM (may be duplicated)	Oahu	1,151	72
TOTAL BY CONTINUUM (may be duplicated)	BOS	581	30
TOTAL STATEWIDE (may be duplicated)		1,732	102

Outreach Program Summary			
	Oahu	(BOS)	State
July 31, 2017	1,672	489	2,161
August 31, 2017	1,529	534	2,063
September 30, 2017	1,377	513	1,890
October 31, 2017	1,416	556	1,972
November 30, 2017	1,365	535	1,900
December 31, 2017	1,176	536	1,712
January 31, 2018	1,086	522	1,608
February 28, 2018	1,151	581	1,732

Consent to Share Data - VI SPDAT Assessments

February 2018

HMIS ORGANIZATION - HI 500	No	Yes	Grand Total	% Consent
Catholic Charities Hawaii	4	6	10	60%
Family Life Center	0	10	10	100%
Hawaii Affordable Properties, Inc.	1	0	1	0%
HOPE Services Hawaii, Inc.	2	50	52	96%
Ka Hale A Ke Ola, Inc	5	23	28	82%
Kauai Economic Opportunity	3	3	6	50%
Neighborhood Place of Kona/Friends of the Future	0	1	1	100%
Neighborhood Place of Puna	0	2	2	100%
Women In Need	0	1	1	100%
	15	96	111	86%

Consent to Share Data - VI SPDAT Assessments

February 2018

HMIS ORGANIZATION - HI 501	No	Yes	Grand Total	% Consent
ALEA Bridge	2	8	10	80%
Alternative Structures International	0	6	6	100%
CARE Hawaii	0	2	2	100%
Catholic Charities Hawaii	2	6	8	75%
CHOW Project	1	5	6	83%
Department of Veterans Affairs	0	15	15	100%
Family Promise of Hawaii	1	4	5	80%
Hale Kipa	0	1	1	100%
Hale Na`au Pono (Wai`anae Coast Community MHC)	1	1	2	50%
Helping Hands Hawaii	1	0	1	0%
HOPE Inc.	0	1	1	100%
Institute for Human Services	8	58	66	88%
Kalihi Palama Health Center	2	15	17	88%
Kealahou West Oahu	2	27	29	93%
Mental Health Kokua	0	4	4	100%
North Shore Mental Health	0	4	4	100%
Queens's Medical Center	1	5	6	83%
Salvation Army FSO	2	9	11	82%
Shelter of Wisdom	1	4	5	80%
USVETS	2	38	40	95%
Waianae Coast Comprehensive Health Center	0	5	5	100%
Waikiki Health	2	7	9	78%
Waimanalo Health Center	0	6	6	100%
Women In Need	0	3	3	100%
	28	234	262	89%

Summary	Nov-17	Dec-17	Jan-18	Feb-18
% Consent - HI 500	77%	85%	90%	86%
% Consent - HI 501	87%	80%	83%	89%
State Summary	84%	88%	83%	88%

Consent to Share Data - Statewide BNL Reports as of 3/1/18

Statewide Consent Summary by CES Program

CES Program	No	Yes	TOTAL	% Shared
Oahu Family	508	516	1024	50%
Oahu Singles	2032	2745	4777	57%
Hawaii Family	14	66	80	83%
Hawaii Singles	19	166	185	90%
Kauai Family	14	37	51	73%
Kauai Singles	19	93	112	83%
Maui Family	58	77	135	57%
Maui Singles	62	247	309	80%
TOTAL	2726	3947	6673	59%

Oahu	56%
Hawaii	88%
Kauai	80%
Maui	73%

Oahu Consent Summary by Priority Group

Family CES				
	No	Yes	TOTAL	% Shared
PSH P1	24	17	41	41%
PSH P2	18	25	43	58%
PSH P3	15	41	56	73%
PSH P4	39	83	122	68%
PSH P5	10	26	36	72%
RRH P1	48	31	79	39%
RRH P2	55	66	121	55%
RRH P3	115	148	263	56%
TH P3	59	27	86	31%
TH P4	18	7	25	28%
TH P5	1	0	1	0%
TH P6	106	45	151	30%
TOTAL	508	516	1024	50%

Singles CES				
	No	Yes	TOTAL	% Shared
PSH P1	43	339	382	89%
PSH P2	560	399	959	42%
PSH P3	114	241	355	68%
PSH P4	242	329	571	58%
PSH P5	15	83	98	85%
RRH P1	284	325	609	53%
RRH P2	258	341	599	57%
RRH P3	165	298	463	64%
TH P3	131	165	296	56%
TH P4	91	113	204	55%
TH P5	129	112	241	46%
TH P6	0	0	0	
TOTAL	2032	2745	4777	57%

Hawaii Consent Summary by Priority Group

Family CES				
	No	Yes	TOTAL	% Shared
PSH P1	0	0	0	#DIV/0!
PSH P2	0	1	1	100%
PSH P3	0	0	0	
RRH P1	1	4	5	80%
RRH P2	1	12	13	92%
RRH P3	5	18	23	78%
TH P3	5	28	33	85%
TH P4	1	0	1	0%
TH P5	0	0	0	
TH P6	1	3	4	75%
TOTAL	14	66	80	83%

Singles CES				
	No	Yes	TOTAL	% Shared
PSH P1	1	20	21	95%
PSH P2	3	24	27	89%
PSH P3	2	13	15	87%
RRH P1	1	13	14	93%
RRH P2	3	35	38	92%
RRH P3	4	18	22	82%
TH P3	3	39	42	93%
TH P4	0	0	0	
TH P5	0	0	0	
TH P6	2	4	6	67%
TOTAL	19	166	185	90%

Kauai Consent Summary by Priority Group

Family CES				
	No	Yes	TOTAL	% Shared
PSH P1	0	1	1	100%
PSH P2	0	2	2	100%
PSH P3	0	0	0	
RRH P1	4	2	6	33%
RRH P2	3	5	8	63%
RRH P3	4	16	20	80%
TH P3	1	9	10	90%
TH P4	1	0	1	0%
TH P5	0	0	0	
TH P6	1	2	3	67%
TOTAL	14	37	51	73%

Singles CES				
	No	Yes	TOTAL	% Shared
PSH P1	1	3	4	75%
PSH P2	0	8	8	100%
PSH P3	1	6	7	86%
RRH P1	3	16	19	84%
RRH P2	1	9	10	90%
RRH P3	4	14	18	78%
TH P3	6	27	33	82%
TH P4	1	3	4	75%
TH P5	0	0	0	
TH P6	2	7	9	78%
TOTAL	19	93	112	83%

Consent to Share Data - Statewide BNL Reports as of 3/1/18

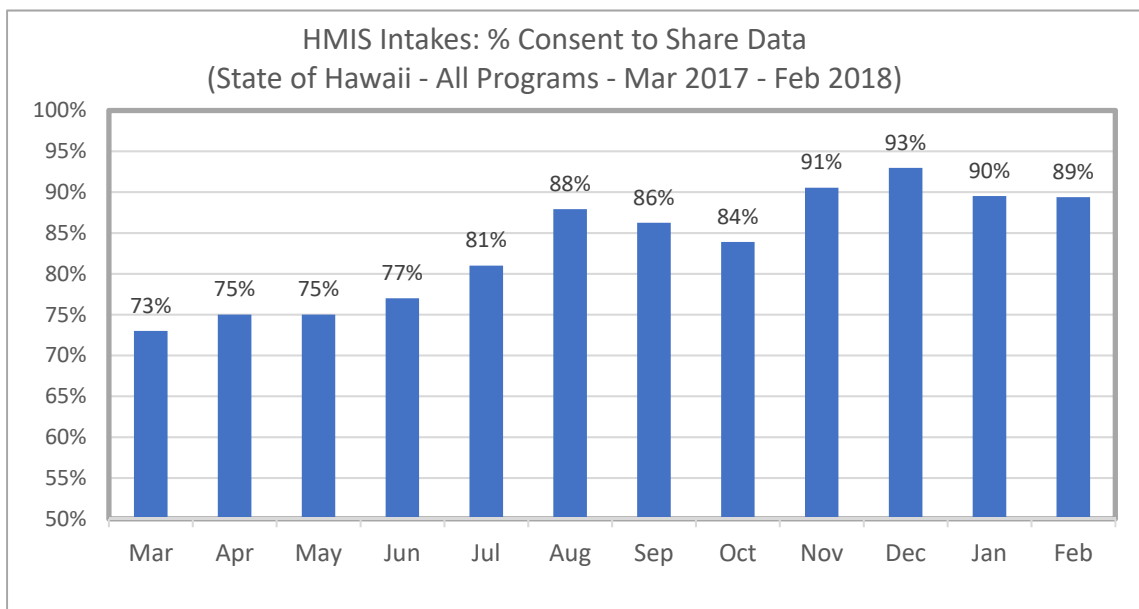
Maui Consent Summary by Priority Group

Family CES				
	No	Yes	TOTAL	% Shared
PSH P1	0	0	0	
PSH P2	0	1	1	100%
PSH P3	0	0	0	
RRH P1	6	3	9	33%
RRH P2	10	16	26	62%
RRH P3	26	32	58	55%
TH P3	11	21	32	66%
TH P4	1	1	2	50%
TH P5	0	0	0	
TH P6	4	3	7	43%
TOTAL	58	77	135	57%

Singles CES				
	No	Yes	TOTAL	% Shared
PSH P1	4	16	20	80%
PSH P2	7	26	33	79%
PSH P3	4	19	23	83%
RRH P1	3	30	33	91%
RRH P2	8	37	45	82%
RRH P3	6	40	46	87%
TH P3	20	52	72	72%
TH P4	5	10	15	67%
TH P5	0	1	1	100%
TH P6	5	16	21	76%
TOTAL	62	247	309	80%

**Consent to Share Data by Program Type
Adult Intakes During February 2018**

Program Types	No	Yes	Grand Total	% Consent
Emergency Shelter (ES)	18	322	340	95%
Homeless Outreach	76	263	339	78%
Homeless Prevention	3	86	89	97%
Permanent Supportive Housing (PSH)	1	25	26	96%
Rapid Re-Housing (RRH)	5	126	131	96%
Services Only program	1	26	27	96%
Transitional Housing (TH)	4	61	65	94%
Grand Total	108	909	1,017	89%



**Consent to Share Data by Organization and Program
Adult Intakes During February 2018**

Organization/Program	No	Yes	Grand Total	% Consent
ALEA - Street Outreach Program		13	13	100%
Alternative Structures International	4	23	27	85%
ASI - HPO RRH Rapid Re-Housing		4	4	100%
ASI - Leeward CoC PSH	1	8	9	89%
ASI - Ohana Ola O Kahumana	1	3	4	75%
ASI - Ulu Ke Kukui (Villages of Maili)	2	8	10	80%
CARE - Care Hawaii AMHD Street Outreach Program		1	1	100%
Catholic Charities Hawaii	5	91	96	95%
CCH - ESG Rapid Re-housing		1	1	100%
CCH - HPO NI RRH Rapid Re-Housing (Kauai)		5	5	100%
CCH - HPO RRH Homeless Prevention (Kauai)		1	1	100%
CCH - HPP Rapid Re-housing	2	40	42	95%
CCH - Kakaako Family Assessment Center	1	3	4	75%
CCH - Ma'ili Land Transitional Housing		4	4	100%

Consent to Share Data by Organization and Program
Adult Intakes During February 2018

Organization/Program	No	Yes	Grand Total	% Consent
CCH - SHEG NI Homelessness Prevention		20	20	100%
CCH - SHEG NI Rapid Rehousing		2	2	100%
CCH - SHEG Oahu Homelessness Prevention		5	5	100%
CCH - SHEG Oahu Rapid Re-Housing	1	7	8	88%
CCH - SSVF Priority 1 Homeless Prevention	1	2	3	67%
CCH - SSVF Priority 1 Rapid Rehousing		1	1	100%
CHOW Project		9	9	100%
CHOW - Oahu Region 1 - Street Outreach (HPO)		8	8	100%
CHOW - Oahu Region 6 - Street Outreach (HPO)		1	1	100%
Family Life Center		81	81	100%
FLC - ESG Maui Rapid Re-housing		3	3	100%
FLC - Ho'olanani		3	3	100%
FLC - HPO NI Housing First		1	1	100%
FLC - HPO RRH Rapid Re-Housing		6	6	100%
FLC - HPP Kauai Homelessness Prevention		1	1	100%
FLC - HPP Maui Homelessness Prevention		10	10	100%
FLC - HPP Maui Rapid Re-housing		2	2	100%
FLC - Maui Regions 1, 2, 3, 6 - Street Outreach (HPO)		30	30	100%
FLC - Maui Regions 4, 5 - Street Outreach (HPO)		23	23	100%
FLC - S+C 2		2	2	100%
Family Promise of Hawaii		8	8	100%
FPH - ESG Rapid Rehousing		2	2	100%
FPH - Honolulu Family Center		4	4	100%
FPH - Windward Family Center		2	2	100%
GHP - ESG Rapid Re-Housing		2	2	100%
HAP - Na Kahua Hale O Ulu Wini		2	2	100%
HNO - Weinberg Village Waimanalo	1	4	5	80%
Honolulu Community Action Program		13	13	100%
HCAP - HPO RRH Rapid Re-Housing		7	7	100%
HCAP - Kumuhonua		6	6	100%
HOPE Services Hawaii, Inc.	2	96	98	98%
HOPE - East Hawaii Emergency Mens Program ES		12	12	100%
HOPE - Hawaii Regions 1, 8, 9, 10 - Street Outreach (HPO)		16	16	100%
HOPE - Hawaii Regions 2, 3, 4, 5, 6, 7 - Street Outreach (HPO)	1	10	11	91%
HOPE - HPO NI Housing First		2	2	100%
HOPE - HPO RRH Rapid Re-Housing		5	5	100%
HOPE - HPP Homelessness Prevention		7	7	100%
HOPE - HPP Rapid Re-housing		1	1	100%
HOPE - Kiheipua	1	10	11	91%
HOPE - Kukui S+C Program		2	2	100%
HOPE - New Start		2	2	100%
HOPE - PATH Street Outreach Program		7	7	100%
HOPE - West Hawaii Emergency Housing Program		17	17	100%
HOPE - Wilder House		5	5	100%
HSI - Na Kolea Rooming House (TH for Working Singles)		1	1	100%

**Consent to Share Data by Organization and Program
Adult Intakes During February 2018**

Organization/Program	No	Yes	Grand Total	% Consent
Institute for Human Services	26	228	254	90%
IHS - Behavioral Health ES	2	5	7	71%
IHS - City FY15 Housing First PSH		3	3	100%
IHS - ESG Rapid Re-housing	2	4	6	67%
IHS - Hale Mauiola Program (Sand Island)		20	20	100%
IHS - HOMES Clean & Sober		1	1	100%
IHS - HPO RRH Rapid Re-Housing		4	4	100%
IHS - HPP Homelessness Prevention	1	20	21	95%
IHS - HPP Rapid Re-housing		15	15	100%
IHS - Kaa`ahi Families ES		12	12	100%
IHS - Kaa`ahi Women's ES		24	24	100%
IHS - Oahu Region 1 - Street Outreach (HPO)	5	13	18	72%
IHS - Oahu Region 2 - Street Outreach (HPO)	6	25	31	81%
IHS - Oahu Region 4 - Street Outreach (HPO)	2	16	18	89%
IHS - Sumner Men's ES	7	53	60	88%
IHS - TBH Medical Respite (ES)	1	13	14	93%
Ka Hale A Ke Ola, Inc	1	52	53	98%
KHAKO - Central Emergency Shelter		36	36	100%
KHAKO - Westside ES	1	16	17	94%
Kalihi Palama Health Center	22	25	47	53%
KPHC - ESG Homelessness Prevention		5	5	100%
KPHC - Oahu Region 1 - Street Outreach (HPO)	10	11	21	52%
KPHC - PATH Street Outreach Program	12	9	21	43%
Kauai Economic Opportunity	1	42	43	98%
KEO - Kauai All Regions - Street Outreach (HPO)		27	27	100%
KEO - Mana'olana Emergency	1	15	16	94%
Kealahou West Oahu		8	8	100%
KWO - Oahu Region 7 - Street Outreach (HPO)		4	4	100%
KWO - Onelau`ena Emergency Shelter		4	4	100%
LASH - HPO Legal Services Program	1	26	27	96%
MHK - Oahu Activity Center Homeless Outreach Program		3	3	100%
Salvation Army FSO		14	14	100%
SARMY - FSO HPO RRH Homeless Prevention		8	8	100%
SARMY - FSO HPO RRH Rapid Re-Housing		4	4	100%
SARMY - FSO Pathway of Hope Transitional Housing		2	2	100%
SARMY - Maui Homeless Outreach Program	7		7	0%
Shelter of Wisdom		6	6	100%
SOW - Great Joy 1		2	2	100%
SOW - Great Joy 2		2	2	100%
SOW - Great Joy 4		1	1	100%
SOW - Hearts of Joy 2		1	1	100%
Steadfast Housing Development Corporation		4	4	100%
SHDC - Ahukini CoC Funded (Oahu)		1	1	100%
SHDC - Eha S+C		1	1	100%
SHDC - Kalaeloa (Headway House) CoC Funded (Oahu)		1	1	100%

**Consent to Share Data by Organization and Program
Adult Intakes During February 2018**

Organization/Program	No	Yes	Grand Total	% Consent
SHDC - Oahu Shelter Plus Care Program		1	1	100%
USVETS	4	97	101	96%
USVETS - BP Ewa HOPTel		4	4	100%
USVETS - BP GPD Bridge Housing		6	6	100%
USVETS - BP GPD Clinical Treatment		4	4	100%
USVETS - BP GPD Low Demand		8	8	100%
USVETS - BP Hilo HOPTel Program		3	3	100%
USVETS - BP Kauai HOPTel Program		3	3	100%
USVETS - BP Leeward PSH		3	3	100%
USVETS - BP Oahu Region 3 - Street Outreach (HPO)		13	13	100%
USVETS - BP Oahu Region 5 - Street Outreach (HPO)		14	14	100%
USVETS - BP Pearl City HOPTel		3	3	100%
USVETS - BP Pearl City Seniors HOPTel	1	2	3	67%
USVETS - BP Respite Beds Barbers Point		1	1	100%
USVETS - SSVF Priority 1 Homeless Prevention	1	7	8	88%
USVETS - SSVF Priority 1 Rapid Re-housing		8	8	100%
USVETS - WCC Emergency Shelter	1	17	18	94%
USVETS - WCC HOPTel	1		1	0%
USVETS - WCC Housing First Increment II (CoC)		1	1	100%
WCCHC - Homeless Outreach Program	33	14	47	30%
WH - Next Step Emergency Shelter	1	34	35	97%
NALO - Waimanalo Health Center Street Outreach		5	5	100%
Women In Need		7	7	100%
WIN - Bridge To Success Halawa TH		3	3	100%
WIN - Bridge To Success Kauai TH		4	4	100%
Grand Total	108	909	1017	89%

**Consent to Share Data by Program Type
Active Adults During February 2018**

Program Types	No	Yes	Grand Total	% Consent
Emergency Shelter (ES)	93	1,448	1,541	94%
Homeless Outreach	401	1,309	1,710	77%
Homeless Prevention	102	686	788	87%
Permanent Supportive Housing (PSH)	538	787	1,325	59%
Rapid Re-Housing (RRH)	122	1,270	1,392	91%
Services Only program	8	173	181	96%
Transitional Housing (TH)	69	826	895	92%
Grand Total	1,333	6,499	7,832	83%

**Consent to Share Data by Organization and Program
Active Adults During February 2018**

Organization/Program	No	Yes	Grand Total	% Consent
ALEA Bridge		26	26	100%
ALEA - Street Outreach Program		26	26	100%
Alternative Structures International	31	299	330	91%
ASI - HPO RRH Rapid Re-Housing	7	63	70	90%
ASI - Leeward CoC PSH	1	8	9	89%
ASI - Ohana Ola O Kahumana	8	106	114	93%
ASI - Ulu Ke Kukui (Villages of Maili)	15	122	137	89%
CARE Hawaii		38	38	100%
CARE - Care Hawaii AMHD Services Only Program		2	2	100%
CARE - Care Hawaii AMHD Street Outreach Program		36	36	100%
Catholic Charities Hawaii	72	584	656	89%
CCH - ESG Rapid Re-housing		3	3	100%
CCH - HPO NI Housing First (Kauai)		8	8	100%
CCH - HPO NI RRH Rapid Re-Housing (Kauai)	1	9	10	90%
CCH - HPO RRH Homeless Prevention (Kauai)		1	1	100%
CCH - HPP Rapid Re-housing	55	296	351	84%
CCH - Kakaako Family Assessment Center	1	20	21	95%
CCH - Ma'ili Land Transitional Housing		21	21	100%
CCH - SHEG NI Homelessness Prevention	1	67	68	99%
CCH - SHEG NI Rapid Rehousing		17	17	100%
CCH - SHEG Oahu Homelessness Prevention	7	55	62	89%
CCH - SHEG Oahu Rapid Re-Housing	1	11	12	92%
CCH - SSVF Priority 1 Homeless Prevention	1	23	24	96%
CCH - SSVF Priority 1 Rapid Rehousing	5	53	58	91%
CHOW Project		27	27	100%
CHOW - Oahu Region 1 - Street Outreach (HPO)		25	25	100%
CHOW - Oahu Region 2 - Street Outreach (HPO)		1	1	100%
CHOW - Oahu Region 6 - Street Outreach (HPO)		1	1	100%
Family Life Center	10	540	550	98%
FLC - ESG Kauai Rapid Re-housing	1	17	18	94%

Consent to Share Data by Organization and Program
Active Adults During February 2018

Organization/Program	No	Yes	Grand Total	% Consent
FLC - ESG Maui Rapid Re-housing		40	40	100%
FLC - Ho'olanani		8	8	100%
FLC - HPO NI Housing First		21	21	100%
FLC - HPO RRH Rapid Re-Housing		44	44	100%
FLC - HPP Kauai Homelessness Prevention		27	27	100%
FLC - HPP Kauai Rapid Re-housing		9	9	100%
FLC - HPP Maui Homelessness Prevention	6	85	91	93%
FLC - HPP Maui Rapid Re-housing	3	57	60	95%
FLC - Maui Regions 1, 2, 3, 6 - Street Outreach (HPO)		88	88	100%
FLC - Maui Regions 4, 5 - Street Outreach (HPO)		79	79	100%
FLC - S+C 1		2	2	100%
FLC - S+C 2		20	20	100%
FLC - S+C 3		7	7	100%
FLC - S+C 6 (Eha split)		27	27	100%
FLC - S+C 7		6	6	100%
FLC - S+C 8		3	3	100%
Family Promise of Hawaii	1	19	20	95%
FPH - ESG Rapid Rehousing		2	2	100%
FPH - Honolulu Family Center		10	10	100%
FPH - Windward Family Center	1	7	8	88%
Gregory House Programs	69	60	129	47%
GHP - Community Residential Program TH	4	9	13	69%
GHP - ESG Rapid Re-Housing		2	2	100%
GHP - HOPWA Formula - PSH TBRA	21	7	28	25%
GHP - HOPWA Gregory House (Competitive TH)	5	6	11	55%
GHP - HOPWA SPNS - Competitive PSH TBRA	25	9	34	26%
GHP - SPC - CoC Program PSH TBRA	14	27	41	66%
Hale Kipa	1	5	6	83%
HKIPA - Aapa Women's Shelter TLP	1	2	3	67%
HKIPA - Maka'aloa Men's TLP		3	3	100%
Hale Na'au Pono (Wai'anae Coast Community MHC)		2	2	100%
HNP - Hale Na'au Pono AMHD Street Outreach Program		2	2	100%
Hawaii Affordable Properties, Inc.	1	17	18	94%
HAP - Na Kahua Hale O Ulu Wini	1	17	18	94%
Hawaii Island Home for Recovery	7	25	32	78%
HIHR - New PSH (CoC FY2014 Funded)		3	3	100%
HIHR - Permanent Supportive Housing	6	9	15	60%
HIHR - PSH 3		3	3	100%
HIHR - Transitional Housing	1	10	11	91%
Holomua Na Ohana	2	45	47	96%
HNO - Weinberg Village Waimanalo	2	45	47	96%
Honolulu Community Action Program	6	86	92	93%
HCAP - HPO RRH Rapid Re-Housing		20	20	100%

Consent to Share Data by Organization and Program
Active Adults During February 2018

Organization/Program	No	Yes	Grand Total	% Consent
HCAP - Kumuhonua	6	66	72	92%
Ho'omau Ke Ola		7	7	100%
HKO - Lahilahi		7	7	100%
HOPE Services Hawaii, Inc.	19	676	695	97%
HOPE - Continuum of Care II PSH	1	19	20	95%
HOPE - East Hawaii Emergency Mens Program ES		43	43	100%
HOPE - ESG Homelessness Prevention	1	10	11	91%
HOPE - ESG Rapid Re-housing	2	44	46	96%
HOPE - Hawaii Regions 1, 8, 9, 10 - Street Outreach (HP	1	57	58	98%
HOPE - Hawaii Regions 2, 3, 4, 5, 6, 7 - Street Outreach	2	88	90	98%
HOPE - HPO NI Housing First	4	69	73	95%
HOPE - HPO RRH Homeless Prevention		2	2	100%
HOPE - HPO RRH Rapid Re-Housing		101	101	100%
HOPE - HPP Homelessness Prevention		24	24	100%
HOPE - HPP Rapid Re-housing		59	59	100%
HOPE - Kiheipua	1	29	30	97%
HOPE - Kukui S+C Program	7	25	32	78%
HOPE - Kuleana House		3	3	100%
HOPE - New Start		17	17	100%
HOPE - PATH Street Outreach Program		38	38	100%
HOPE - West Hawaii Emergency Housing Program		43	43	100%
HOPE - Wilder House		5	5	100%
Housing Solutions, Inc.	3	92	95	97%
HSI - Kulaokahua Apts (TH for the Elderly)		31	31	100%
HSI - Na Kolea Rooming House (TH for Working Singles)	3	61	64	95%
Institute for Human Services	292	1472	1764	83%
IHS - AMHD Street Outreach Program		1	1	100%
IHS - Behavioral Health ES	2	14	16	88%
IHS - City FY15 Housing First PSH	24	116	140	83%
IHS - ESG Homelessness Prevention	16	61	77	79%
IHS - ESG Rapid Re-housing	7	40	47	85%
IHS - Hale Mauiola Program (Sand Island)	2	89	91	98%
IHS - HOMES Clean & Sober	2	31	33	94%
IHS - HPO RRH Homeless Prevention	1	49	50	98%
IHS - HPO RRH Rapid Re-Housing	5	31	36	86%
IHS - HPP Homelessness Prevention	40	171	211	81%
IHS - HPP Rapid Re-housing	7	115	122	94%
IHS - Kaa`ahi Families ES	2	52	54	96%
IHS - Kaa`ahi Women's ES	2	94	96	98%
IHS - New PSH 2013 (CoC Funded)	16	17	33	52%
IHS - New Youth Rapid Re-Housing 2016 (NYRRH 2016)	2	8	10	80%
IHS - Oahu Region 1 - Street Outreach (HPO)	14	53	67	79%
IHS - Oahu Region 2 - Street Outreach (HPO)	23	158	181	87%

Consent to Share Data by Organization and Program
Active Adults During February 2018

Organization/Program	No	Yes	Grand Total	% Consent
IHS - Oahu Region 4 - Street Outreach (HPO)	5	55	60	92%
IHS - RRH Bridge Funding (AUW FY2017)	2	3	5	60%
IHS - SPC Home At Last 2010	68	14	82	17%
IHS - SPC Home Sweet Home	6	12	18	67%
IHS - SPC Home Sweet Home II	3	7	10	70%
IHS - SPC No Place Like Home	10	6	16	38%
IHS - Sumner Men's ES	31	252	283	89%
IHS - TBH Medical Respite (ES)	2	23	25	92%
Ka Hale A Ke Ola, Inc	9	279	288	97%
KHAKEO - Central Emergency Shelter	5	147	152	97%
KHAKEO - Central Transitional Housing		15	15	100%
KHAKEO - Westside ES	2	93	95	98%
KHAKEO - Westside TH	2	24	26	92%
Kalihi Palama Health Center	333	225	558	40%
KPHC - ESG Homelessness Prevention		20	20	100%
KPHC - ESG Rapid Re-housing	3	16	19	84%
KPHC - New Beginnings S+C Program	125	46	171	27%
KPHC - Oahu Region 1 - Street Outreach (HPO)	150	68	218	31%
KPHC - Oahu Region 2 - Street Outreach (HPO)	4	3	7	43%
KPHC - Oahu Region 6 - Street Outreach (HPO)	1	1	2	50%
KPHC - PATH Street Outreach Program	50	71	121	59%
Kauai Economic Opportunity	37	234	271	86%
KEO - ESG Homelessness Prevention	15	23	38	61%
KEO - ESG Rapid Re-housing	13	14	27	52%
KEO - Homeless Outreach Program	1	11	12	92%
KEO - Kauai All Regions - Street Outreach (HPO)	2	106	108	98%
KEO - Kome Transitional Housing Program		2	2	100%
KEO - Komohana Group Home TH	1	2	3	67%
KEO - Lihue Court Transitional Housing		7	7	100%
KEO - Mana'olana Emergency	2	57	59	97%
KEO - Mana'olana Transitional Housing		11	11	100%
KEO - Pa'a Hana PSH	3	1	4	25%
Kealahou West Oahu	20	161	181	89%
KWO - Homeless Outreach/Drop-In Services (CLOSED)	4	6	10	60%
KWO - Oahu Region 7 - Street Outreach (HPO)		19	19	100%
KWO - Onelau'ena Emergency Shelter	8	80	88	91%
KWO - Onemalu Transitional Housing	8	56	64	88%
Legal Aid Society of Hawaii	8	171	179	96%
LASH - HPO Legal Services Program	8	171	179	96%
Maui AIDS Foundation	19		19	0%
MAF - HOPWA Formula - PSH TBRA	18		18	0%
MAF - HOPWA Formula STRMU	1		1	0%
Maui Youth Family Services	2		2	0%

Consent to Share Data by Organization and Program
Active Adults During February 2018

Organization/Program	No	Yes	Grand Total	% Consent
MYFS - BCP Homeless Prevention Program	2		2	0%
Mental Health Kokua	4	26	30	87%
MHK - Oahu Activity Center Homeless Outreach Program		6	6	100%
MHK - Safe Haven Permanent Supportive Housing	4	20	24	83%
Salvation Army ATS		1	1	100%
SARMY - Oahu ATS Program		1	1	100%
Salvation Army FSO	3	31	34	91%
SARMY - FSO HPO RRH Homeless Prevention		11	11	100%
SARMY - FSO HPO RRH Rapid Re-Housing	2	16	18	89%
SARMY - FSO Pathway of Hope Transitional Housing	1	4	5	80%
Salvation Army FTS	3	4	7	57%
SARMY - Ka Ohu Hou O Manoa FTS	3	4	7	57%
Salvation Army Maui	19	7	26	27%
SARMY - Maui Homeless Outreach Program	19	7	26	27%
Salvation Army RHY (Big Island)	1		1	0%
SARMY - Big Island RHY TLP	1		1	0%
Shelter of Wisdom	10	59	69	86%
SOW - Great Joy 1	1	9	10	90%
SOW - Great Joy 2	1	10	11	91%
SOW - Great Joy 3	1	8	9	89%
SOW - Great Joy 4	2	5	7	71%
SOW - Hearts of Joy 1		2	2	100%
SOW - Hearts of Joy 2	1	13	14	93%
SOW - Streams of Joy 1	2	4	6	67%
SOW - Streams of Joy 2	2	8	10	80%
Steadfast Housing Development Corporation	137	108	245	44%
SHDC - Ahukini CoC Funded (Oahu)		4	4	100%
SHDC - Eha S+C	16	13	29	45%
SHDC - Eono S+C	2	4	6	67%
SHDC - Hale Ulu Pono TH		5	5	100%
SHDC - Kaahale CoC Funded (Kauai)	2	3	5	60%
SHDC - Kalaeloa (Headway House) CoC Funded (Oahu)	15	20	35	57%
SHDC - Kaukama CoC Funded PSH (Oahu)	1	3	4	75%
SHDC - Kaulana CoC Funded (Maui)	2	3	5	60%
SHDC - Komo Mai CoC Funded PSH (Oahu)	2	2	4	50%
SHDC - Kulalani CoC Funded (Maui)	5	1	6	17%
SHDC - Oahu Shelter Plus Care Program	92	50	142	35%
USVETS	68	778	846	92%
USVETS - BP Ewa HOPTTEL		7	7	100%
USVETS - BP GPD Bridge Housing		23	23	100%
USVETS - BP GPD Clinical Treatment		47	47	100%
USVETS - BP GPD Low Demand	1	43	44	98%
USVETS - BP Hilo HOPTTEL Program		7	7	100%

**Consent to Share Data by Organization and Program
Active Adults During February 2018**

Organization/Program	No	Yes	Grand Total	% Consent
USVETS - BP HPO Housing First PSH	19	59	78	76%
USVETS - BP Kauai HOPTTEL Program		8	8	100%
USVETS - BP Leeward PSH		5	5	100%
USVETS - BP Oahu Region 3 - Street Outreach (HPO)	4	60	64	94%
USVETS - BP Oahu Region 5 - Street Outreach (HPO)		75	75	100%
USVETS - BP Pearl City HOPTTEL		7	7	100%
USVETS - BP Pearl City Seniors HOPTTEL	1	6	7	86%
USVETS - BP Permanent Supportive Housing CoC	5	6	11	55%
USVETS - BP PH2 CHAMPS VET FAMILIES	10	10	20	50%
USVETS - BP Respite Beds Barbers Point		10	10	100%
USVETS - SSVF Priority 1 Homeless Prevention	2	31	33	94%
USVETS - SSVF Priority 1 Rapid Re-housing	1	72	73	99%
USVETS - WCC Emergency Shelter	10	126	136	93%
USVETS - WCC ESG Homelessness Prevention		18	18	100%
USVETS - WCC ESG Rapid Re-housing	2	24	26	92%
USVETS - WCC ESG Rapid Re-Housing 2017	1	4	5	80%
USVETS - WCC HOPTTEL	1	2	3	67%
USVETS - WCC Housing First Increment II (CoC)	11	96	107	90%
USVETS - WCC HPO RRH Rapid Re-Housing		32	32	100%
Waianae Coast Comprehensive Health Center	130	160	290	55%
WCCHC - ESG Homelessness Prevention	9	8	17	47%
WCCHC - Homeless Outreach Program	121	152	273	56%
Waikiki Health	10	155	165	94%
WH - Next Step Emergency Shelter	10	155	165	94%
Waimanalo Health Center		16	16	100%
NALO - Waimanalo Health Center Street Outreach		16	16	100%
Women In Need	6	64	70	91%
WIN - Bridge To Success Halawa TH	1	29	30	97%
WIN - Bridge To Success Kauai TH	2	13	15	87%
WIN - Family House Aiea TH	3	22	25	88%
Grand Total	1,333	6,499	7,832	83%

**Length of Stay by Program Type - Statewide
Exits During February 2018**

Program Type	# Exits in February	Average Days to Exit
Emergency Shelter (ES)	395	97
Homeless Outreach	154	279
Homeless Prevention	64	278
Permanent Supportive Housing (PSH)	9	1179
Rapid Re-Housing (RRH)	172	188
Services Only program	9	99
Transitional Housing (TH)	116	239
Grand Total	919	186

**Length of Stay by County and Program Type
Exits During February 2018**

County/Program Type	# Exits in February	Average Days to Exit
Hawaii	145	120
Emergency Shelter (ES)	43	59
Homeless Outreach	47	107
Homeless Prevention	2	168
Permanent Supportive Housing (PSH)	1	516
Rapid Re-Housing (RRH)	52	174
Kauai	22	76
Emergency Shelter (ES)	16	74
Homeless Outreach	6	79
Maui	197	181
Emergency Shelter (ES)	76	97
Homeless Outreach	43	40
Homeless Prevention	33	347
Permanent Supportive Housing (PSH)	1	3104
Rapid Re-Housing (RRH)	24	285
Transitional Housing (TH)	20	263
Oahu	555	209
Emergency Shelter (ES)	260	105
Homeless Outreach	58	617
Homeless Prevention	29	208
Permanent Supportive Housing (PSH)	7	999
Rapid Re-Housing (RRH)	96	171
Services Only program	9	99
Transitional Housing (TH)	96	234
Grand Total	919	186

**Length of Stay by Organization and Program
Exits During February 2018**

Organization/Program	# Exits in February	Average Days to Exit
ALEA Bridge	4	46
ALEA - Street Outreach Program	4	46
Alternative Structures International	50	270
ASI - Ohana Ola O Kahumana	30	314
ASI - Ulu Ke Kukui (Villages of Maili)	20	204
Catholic Charities Hawaii	75	165
CCH - HPP Rapid Re-housing	30	221
CCH - Kakaako Family Assessment Center	12	54
CCH - Ma'ili Land Transitional Housing	1	40
CCH - SHEG NI Rapid Rehousing	1	62
CCH - SHEG Oahu Homelessness Prevention	6	186
CCH - SSVF Priority 1 Homeless Prevention	1	216
CCH - SSVF Priority 1 Rapid Rehousing	24	152
Family Life Center	92	199
FLC - Ho'olanani	4	35
FLC - HPP Maui Homelessness Prevention	33	347
FLC - HPP Maui Rapid Re-housing	14	368
FLC - Maui Regions 1, 2, 3, 6 - Street Outreach (HPO)	23	19
FLC - Maui Regions 4, 5 - Street Outreach (HPO)	18	61
Family Promise of Hawaii	14	44
FPH - Honolulu Family Center	7	37
FPH - Windward Family Center	7	51
Holomua Na Ohana	18	233
HNO - Weinberg Village Waimanalo	18	233
Honolulu Community Action Program	6	159
HCAP - HPO RRH Rapid Re-Housing	4	107
HCAP - Kumuhonua	2	265
HOPE Services Hawaii, Inc.	142	122
HOPE - East Hawaii Emergency Mens Program ES	13	39
HOPE - ESG Rapid Re-housing	10	177
HOPE - Hawaii Regions 1, 8, 9, 10 - Street Outreach (HPO)	13	118
HOPE - Hawaii Regions 2, 3, 4, 5, 6, 7 - Street Outreach (HPO)	29	100
HOPE - HPO NI Housing First	1	516
HOPE - HPO RRH Rapid Re-Housing	27	162
HOPE - HPP Homelessness Prevention	2	168
HOPE - HPP Rapid Re-housing	14	202
HOPE - Kiheipua	13	97
HOPE - PATH Street Outreach Program	5	124
HOPE - West Hawaii Emergency Housing Program	15	44
Housing Solutions, Inc.	5	337
HSI - Kulaokahua Apts (TH for the Elderly)	1	1088
HSI - Na Kolea Rooming House (TH for Working Singles)	4	149
Institute for Human Services	160	141
IHS - Behavioral Health ES	7	47
IHS - City FY15 Housing First PSH	1	488

**Length of Stay by Organization and Program
Exits During February 2018**

Organization/Program	# Exits in February	Average Days to Exit
IHS - ESG Homelessness Prevention	13	274
IHS - ESG Rapid Re-housing	3	295
IHS - Hale Mauiola Program (Sand Island)	14	110
IHS - HOMES Clean & Sober	5	87
IHS - Kaa`ahi Families ES	25	49
IHS - Kaa`ahi Women's ES	24	86
IHS - New PSH 2013 (CoC Funded)	1	1123
IHS - RRH Bridge Funding (AUW FY2017)	7	387
IHS - SPC Home At Last 2010	1	1519
IHS - SPC Home Sweet Home II	1	1788
IHS - SPC No Place Like Home	1	882
IHS - Sumner Men's ES	51	75
IHS - TBH Medical Respite (ES)	6	26
Ka Hale A Ke Ola, Inc	92	136
KHAKO - Central Emergency Shelter	47	116
KHAKO - Central Transitional Housing	6	94
KHAKO - Westside ES	25	71
KHAKO - Westside TH	14	336
Kalihi Palama Health Center	27	136
KPHC - ESG Homelessness Prevention	6	176
KPHC - ESG Rapid Re-housing	3	173
KPHC - Oahu Region 1 - Street Outreach (HPO)	6	174
KPHC - PATH Street Outreach Program	12	87
Kauai Economic Opportunity	19	80
KEO - Kauai All Regions - Street Outreach (HPO)	6	79
KEO - Mana'olana Emergency	13	81
Kealahou West Oahu	11	2885
KWO - Homeless Outreach/Drop-In Services (CLOSED)	11	2885
Legal Aid Society of Hawaii	9	99
LASH - HPO Legal Services Program	9	99
Salvation Army ATS	1	72
SARMY - Oahu ATS Program	1	72
Salvation Army FSO	6	0
SARMY - FSO HPO RRH Rapid Re-Housing	6	0
Salvation Army Maui	2	90
SARMY - Maui Homeless Outreach Program	2	90
Shelter of Wisdom	4	478
SOW - Great Joy 1	1	82
SOW - Hearts of Joy 2	1	303
SOW - Streams of Joy 2	2	764
Steadfast Housing Development Corporation	2	1557
SHDC - Eha S+C	1	3104
SHDC - Kalaeloa (Headway House) CoC Funded (Oahu)	1	9
USVETS	132	121
USVETS - BP Ewa HOPTel	5	17

**Length of Stay by Organization and Program
Exits During February 2018**

Organization/Program	# Exits in February	Average Days to Exit
USVETS - BP GPD Bridge Housing	3	259
USVETS - BP GPD Clinical Treatment	8	59
USVETS - BP GPD Low Demand	7	146
USVETS - BP Hilo HOPTTEL Program	2	42
USVETS - BP HPO Housing First PSH	1	1183
USVETS - BP Kauai HOPTTEL Program	3	45
USVETS - BP Oahu Region 3 - Street Outreach (HPO)	11	20
USVETS - BP Oahu Region 5 - Street Outreach (HPO)	7	20
USVETS - BP Pearl City HOPTTEL	3	47
USVETS - BP Pearl City Seniors HOPTTEL	4	120
USVETS - BP Respite Beds Barbers Point	3	96
USVETS - SSVF Priority 1 Homeless Prevention	3	29
USVETS - SSVF Priority 1 Rapid Re-housing	13	75
USVETS - SSVF Priority 2 Rapid Re-housing	10	169
USVETS - WCC Emergency Shelter	48	168
USVETS - WCC HPO RRH Rapid Re-Housing	1	196
Waianae Coast Comprehensive Health Center	7	201
WCCHC - Homeless Outreach Program	7	201
Waikiki Health	40	150
WH - Next Step Emergency Shelter	40	150
Women In Need	1	198
WIN - Bridge To Success Halawa TH	1	198
Grand Total	919	186

Timeliness Report - February 2018 (Intakes)

Date Range: 2/1/2018 - 2/28/2018

Average Days Taken to Input Enrollments (clients enrolled during reporting period)		Clients Enrolled	Avg Days to Input
Program Name	Program Type		
Hawaii County VI SPDAT v2 Family	Coordinated Assessment	53	4.04
Hawaii County VI SPDAT v2 Individual	Coordinated Assessment	47	4.17
Kauai County VI SPDAT v2 Family	Coordinated Assessment	24	0.67
Kauai County VI SPDAT v2 Individual	Coordinated Assessment	13	0.46
Maui County VI SPDAT v2 Family	Coordinated Assessment	42	0.31
Maui County VI SPDAT v2 Individual	Coordinated Assessment	31	2.45
Oahu County VI SPDAT v2 Family	Coordinated Assessment	233	1.57
Oahu County VI SPDAT v2 Individual	Coordinated Assessment	201	1.53
Oahu County VI SPDAT v2 TAY	Coordinated Assessment	2	0.00
CCH - Kakaako Family Assessment Center	Emergency Shelter (ES)	6	1.50
FLC - Ho'olanani	Emergency Shelter (ES)	7	2.86
FPH - Honolulu Family Center	Emergency Shelter (ES)	9	0.33
FPH - Windward Family Center	Emergency Shelter (ES)	4	0.00
HOPE - East Hawaii Emergency Mens Program ES	Emergency Shelter (ES)	12	1.75
HOPE - Kiheipua	Emergency Shelter (ES)	13	3.00
HOPE - West Hawaii Emergency Housing Program	Emergency Shelter (ES)	17	3.06
IHS - Behavioral Health ES	Emergency Shelter (ES)	8	0.13
IHS - Hale Mauiola Program (Sand Island)	Emergency Shelter (ES)	20	7.25
IHS - Kaa`ahi Families ES	Emergency Shelter (ES)	24	0.50
IHS - Kaa`ahi Women's ES	Emergency Shelter (ES)	24	0.00
IHS - Sumner Men's ES	Emergency Shelter (ES)	60	0.55
IHS - TBH Medical Respite (ES)	Emergency Shelter (ES)	14	0.14
KEO - Mana'olana Emergency	Emergency Shelter (ES)	16	0.25
KHAKO - Central Emergency Shelter	Emergency Shelter (ES)	47	0.28
KHAKO - Westside ES	Emergency Shelter (ES)	24	1.29
KWO - Onelau`ena Emergency Shelter	Emergency Shelter (ES)	8	3.50
SOW - Great Joy 1	Emergency Shelter (ES)	2	0.00
SOW - Great Joy 2	Emergency Shelter (ES)	2	11.00
SOW - Great Joy 4	Emergency Shelter (ES)	1	5.00
SOW - Hearts of Joy 2	Emergency Shelter (ES)	1	8.00
USVETS - BP Ewa HOPTEL	Emergency Shelter (ES)	4	0.25
USVETS - BP Hilo HOPTEL Program	Emergency Shelter (ES)	3	0.00
USVETS - BP Kauai HOPTEL Program	Emergency Shelter (ES)	3	0.67
USVETS - BP Pearl City HOPTEL	Emergency Shelter (ES)	3	0.00
USVETS - BP Pearl City Seniors HOPTEL	Emergency Shelter (ES)	2	1.00
USVETS - BP Respite Beds Barbers Point	Emergency Shelter (ES)	1	0.00
USVETS - WCC Emergency Shelter	Emergency Shelter (ES)	27	4.96
USVETS - WCC HOPTEL	Emergency Shelter (ES)	1	12.00
WH - Next Step Emergency Shelter	Emergency Shelter (ES)	35	0.00
CCH - HPO RRH Homeless Prevention (Kauai)	Homelessness Prevention	1	0.00
CCH - SHEG NI Homelessness Prevention	Homelessness Prevention	38	0.47
CCH - SHEG Oahu Homelessness Prevention	Homelessness Prevention	14	1.00
CCH - SSVF Priority 1 Homeless Prevention	Homelessness Prevention	3	0.67
FLC - HPP Kauai Homelessness Prevention	Homelessness Prevention	2	2.00
FLC - HPP Maui Homelessness Prevention	Homelessness Prevention	21	2.38
HOPE - HPP Homelessness Prevention	Homelessness Prevention	14	10.43
IHS - HPP Homelessness Prevention	Homelessness Prevention	42	4.29
KPHC - ESG Homelessness Prevention	Homelessness Prevention	5	0.60
SARMY - FSO HPO RRH Homeless Prevention	Homelessness Prevention	15	0.33
USVETS - SSVF Priority 1 Homeless Prevention	Homelessness Prevention	7	1.57
USVETS - SSVF Priority 2 Homeless Prevention	Homelessness Prevention	1	1.00
ASI - Leeward CoC PSH	PH - Permanent Supportive Housing	16	2.50
FLC - HPO NI Housing First	PH - Permanent Supportive Housing	1	1.00
FLC - S+C 2	PH - Permanent Supportive Housing	2	5.00
HOPE - HPO NI Housing First	PH - Permanent Supportive Housing	2	1.50
HOPE - Kukui S+C Program	PH - Permanent Supportive Housing	2	2.00
IHS - City FY15 Housing First PSH	PH - Permanent Supportive Housing	3	0.00

Timeliness Report - February 2018 (Intakes)

Date Range: 2/1/2018 - 2/28/2018

Average Days Taken to Input Enrollments (clients enrolled during reporting period)		Clients Enrolled	Avg Days to Input
Program Name	Program Type		
SHDC - Eha S+C	PH - Permanent Supportive Housing	1	1.00
SHDC - Kalaeloa (Headway House) CoC Funded (Oahu)	PH - Permanent Supportive Housing	1	4.00
SHDC - Oahu Shelter Plus Care Program	PH - Permanent Supportive Housing	1	4.00
USVETS - BP Leeward PSH	PH - Permanent Supportive Housing	5	0.00
USVETS - WCC Housing First Increment II (CoC)	PH - Permanent Supportive Housing	2	9.00
ASI - HPO RRH Rapid Re-Housing	PH - Rapid Re-Housing	8	0.00
CCH - ESG Rapid Re-housing	PH - Rapid Re-Housing	1	0.00
CCH - HPO NI RRH Rapid Re-Housing (Kauai)	PH - Rapid Re-Housing	12	0.75
CCH - HPP Rapid Re-housing	PH - Rapid Re-Housing	94	0.93
CCH - SHEG NI Rapid Rehousing	PH - Rapid Re-Housing	2	1.00
CCH - SHEG Oahu Rapid Re-Housing	PH - Rapid Re-Housing	13	0.92
CCH - SSVF Priority 1 Rapid Rehousing	PH - Rapid Re-Housing	1	0.00
FLC - ESG Maui Rapid Re-housing	PH - Rapid Re-Housing	10	1.40
FLC - HPO RRH Rapid Re-Housing	PH - Rapid Re-Housing	13	1.08
FLC - HPP Maui Rapid Re-housing	PH - Rapid Re-Housing	9	1.00
FPH - ESG Rapid Rehousing	PH - Rapid Re-Housing	4	0.00
GHP - ESG Rapid Re-Housing	PH - Rapid Re-Housing	3	35.00
HCAP - HPO RRH Rapid Re-Housing	PH - Rapid Re-Housing	7	0.43
HOPE - HPO RRH Rapid Re-Housing	PH - Rapid Re-Housing	5	10.20
HOPE - HPP Rapid Re-housing	PH - Rapid Re-Housing	3	1.00
HOPE - New Start	PH - Rapid Re-Housing	3	1.67
IHS - ESG Rapid Re-housing	PH - Rapid Re-Housing	7	1.29
IHS - HOMES Clean & Sober	PH - Rapid Re-Housing	1	0.00
IHS - HPO RRH Rapid Re-Housing	PH - Rapid Re-Housing	4	0.25
IHS - HPP Rapid Re-housing	PH - Rapid Re-Housing	38	4.13
SARMY - FSO HPO RRH Rapid Re-Housing	PH - Rapid Re-Housing	9	0.00
USVETS - SSVF Priority 1 Rapid Re-housing	PH - Rapid Re-Housing	7	0.43
USVETS - SSVF Priority 2 Rapid Re-housing	PH - Rapid Re-Housing	1	1.00
LASH - HPO Legal Services Program	Services Only	28	0.00
ALEA - Street Outreach Program	Street Outreach	17	5.35
CARE - Care Hawaii AMHD Street Outreach Program	Street Outreach	1	0.00
CHOW - Oahu Region 1 - Street Outreach (HPO)	Street Outreach	8	1.25
CHOW - Oahu Region 6 - Street Outreach (HPO)	Street Outreach	2	0.00
FLC - Maui Regions 1, 2, 3, 6 - Street Outreach (HPO)	Street Outreach	35	1.54
FLC - Maui Regions 4, 5 - Street Outreach (HPO)	Street Outreach	24	3.96
HOPE - Hawaii Regions 1, 8, 9, 10 - Street Outreach (HPO)	Street Outreach	35	4.43
HOPE - Hawaii Regions 2, 3, 4, 5, 6, 7 - Street Outreach (HPO)	Street Outreach	14	6.50
HOPE - PATH Street Outreach Program	Street Outreach	7	4.00
IHS - Oahu Region 1 - Street Outreach (HPO)	Street Outreach	18	0.61
IHS - Oahu Region 2 - Street Outreach (HPO)	Street Outreach	32	1.66
IHS - Oahu Region 4 - Street Outreach (HPO)	Street Outreach	18	2.89
KEO - Kauai All Regions - Street Outreach (HPO)	Street Outreach	30	7.00
KPHC - Oahu Region 1 - Street Outreach (HPO)	Street Outreach	21	1.57
KPHC - PATH Street Outreach Program	Street Outreach	21	0.38
KWO - Oahu Region 7 - Street Outreach (HPO)	Street Outreach	10	1.20
MHK - Oahu Activity Center Homeless Outreach Program	Street Outreach	3	0.00
NALO - Waimanalo Health Center Street Outreach	Street Outreach	6	1.33
SARMY - Maui Homeless Outreach Program	Street Outreach	7	0.00
USVETS - BP Oahu Region 3 - Street Outreach (HPO)	Street Outreach	16	2.63
USVETS - BP Oahu Region 5 - Street Outreach (HPO)	Street Outreach	15	8.87
WCCHC - Homeless Outreach Program	Street Outreach	47	1.98
ASI - Ohana Ola O Kahumana	Transitional Housing (TH)	9	11.00
ASI - Ulu Ke Kukui (Villages of Maili)	Transitional Housing (TH)	21	2.33
CCH - Ma'ili Land Transitional Housing	Transitional Housing (TH)	13	2.00
HAP - Na Kahua Hale O Ulu Wini	Transitional Housing (TH)	8	1.75
HCAP - Kumuhonua	Transitional Housing (TH)	6	2.67
HNO - Weinberg Village Waimanalo	Transitional Housing (TH)	14	0.14

Timeliness Report - February 2018 (Intakes)

Date Range: 2/1/2018 - 2/28/2018

Average Days Taken to Input Enrollments (clients enrolled during reporting period)		Clients Enrolled	Avg Days to Input
Program Name	Program Type		
HOPE - Wilder House	Transitional Housing (TH)	9	2.89
HSI - Na Kolea Rooming House (TH for Working Singles)	Transitional Housing (TH)	1	0.00
SARMY - FSO Pathway of Hope Transitional Housing	Transitional Housing (TH)	4	0.25
SHDC - Ahukini CoC Funded (Oahu)	Transitional Housing (TH)	1	1.00
USVETS - BP GPD Bridge Housing	Transitional Housing (TH)	6	0.17
USVETS - BP GPD Clinical Treatment	Transitional Housing (TH)	4	0.00
USVETS - BP GPD Low Demand	Transitional Housing (TH)	8	0.13
WIN - Bridge To Success Halawa TH	Transitional Housing (TH)	3	0.00
WIN - Bridge To Success Kauai TH	Transitional Housing (TH)	5	2.80
Aggregates		2025	2.09

Timeliness Report - February 2018 (Exits)

Date Range: 2/1/2018 - 2/28/2018

Average Days Taken to Exit Enrollments (clients exited during reporting period)			
Program Name	Program Type	Clients	Exit
Hawaii County VI SPDAT v2 Family	Coordinated Assessment	54	0.04
Hawaii County VI SPDAT v2 Individual	Coordinated Assessment	38	1.79
Kauai County VI SPDAT v2 Family	Coordinated Assessment	1	0.00
Kauai County VI SPDAT v2 Individual	Coordinated Assessment	1	0.00
Maui County VI SPDAT v2 Family	Coordinated Assessment	10	0.00
Maui County VI SPDAT v2 Individual	Coordinated Assessment	167	0.51
Oahu County VI SPDAT v1 Family (CLOSED)	Coordinated Assessment	130	0.18
Oahu County VI SPDAT v1 Individual (CLOSED)	Coordinated Assessment	3	0.00
Oahu County VI SPDAT v2 Family	Coordinated Assessment	259	1.88
Oahu County VI SPDAT v2 Individual	Coordinated Assessment	38	1.13
CCH - Kakaako Family Assessment Center	Emergency Shelter (ES)	12	0.75
FLC - Ho'olanani	Emergency Shelter (ES)	4	3.00
FPH - Honolulu Family Center	Emergency Shelter (ES)	7	0.00
FPH - Windward Family Center	Emergency Shelter (ES)	7	0.00
HOPE - East Hawaii Emergency Mens Program ES	Emergency Shelter (ES)	13	0.69
HOPE - Kiheipua	Emergency Shelter (ES)	13	2.31
HOPE - West Hawaii Emergency Housing Program	Emergency Shelter (ES)	15	2.73
IHS - Behavioral Health ES	Emergency Shelter (ES)	7	3.00
IHS - Hale Mauliola Program (Sand Island)	Emergency Shelter (ES)	14	0.71
IHS - Kaa`ahi Families ES	Emergency Shelter (ES)	24	5.21
IHS - Kaa`ahi Women's ES	Emergency Shelter (ES)	24	0.00
IHS - Sumner Men's ES	Emergency Shelter (ES)	51	2.49
IHS - TBH Medical Respite (ES)	Emergency Shelter (ES)	6	0.00
KEO - Mana'olana Emergency	Emergency Shelter (ES)	13	0.00
KHAKO - Central Emergency Shelter	Emergency Shelter (ES)	46	2.63
KHAKO - Westside ES	Emergency Shelter (ES)	26	1.92
SOW - Great Joy 1	Emergency Shelter (ES)	1	0.00
SOW - Hearts of Joy 2	Emergency Shelter (ES)	1	4.00
SOW - Streams of Joy 2	Emergency Shelter (ES)	2	2.50
USVETS - BP Ewa HOPTTEL	Emergency Shelter (ES)	5	0.20
USVETS - BP Hilo HOPTTEL Program	Emergency Shelter (ES)	2	0.00
USVETS - BP Kauai HOPTTEL Program	Emergency Shelter (ES)	3	0.33
USVETS - BP Pearl City HOPTTEL	Emergency Shelter (ES)	3	0.33
USVETS - BP Pearl City Seniors HOPTTEL	Emergency Shelter (ES)	3	0.00
USVETS - BP Respite Beds Barbers Point	Emergency Shelter (ES)	3	0.00
USVETS - WCC Emergency Shelter	Emergency Shelter (ES)	46	2.89
WH - Next Step Emergency Shelter	Emergency Shelter (ES)	40	2.43
CCH - SHEG Oahu Homelessness Prevention	Homelessness Prevention	6	0.00
CCH - SSVF Priority 1 Homeless Prevention	Homelessness Prevention	1	0.00
FLC - HPP Maui Homelessness Prevention	Homelessness Prevention	33	0.36
HOPE - HPP Homelessness Prevention	Homelessness Prevention	2	0.00
IHS - ESG Homelessness Prevention	Homelessness Prevention	13	4.62
KPHC - ESG Homelessness Prevention	Homelessness Prevention	6	0.00
USVETS - SSVF Priority 1 Homeless Prevention	Homelessness Prevention	3	5.67
HOPE - HPO NI Housing First	PH - Permanent Supportive Housing	1	17.00
IHS - City FY15 Housing First PSH	PH - Permanent Supportive Housing	1	0.00
IHS - New PSH 2013 (CoC Funded)	PH - Permanent Supportive Housing	1	0.00
IHS - SPC Home At Last 2010	PH - Permanent Supportive Housing	1	2.00
IHS - SPC Home Sweet Home II	PH - Permanent Supportive Housing	1	3.00
IHS - SPC No Place Like Home	PH - Permanent Supportive Housing	1	3.00
SHDC - Eha S+C	PH - Permanent Supportive Housing	1	0.00
SHDC - Kalaeloa (Headway House) CoC Funded (Oahu)	PH - Permanent Supportive Housing	1	7.00
USVETS - BP HPO Housing First PSH	PH - Permanent Supportive Housing	1	8.00
CCH - HPP Rapid Re-housing	PH - Rapid Re-Housing	30	0.13
CCH - SHEG NI Rapid Rehousing	PH - Rapid Re-Housing	1	0.00
CCH - SSVF Priority 1 Rapid Rehousing	PH - Rapid Re-Housing	24	0.79
FLC - HPP Maui Rapid Re-housing	PH - Rapid Re-Housing	14	0.29

Timeliness Report - February 2018 (Exits)

Date Range: 2/1/2018 - 2/28/2018

Average Days Taken to Exit Enrollments (clients exited during reporting period)			
Program Name	Program Type	Clients	Exit
HCAP - HPO RRH Rapid Re-Housing	PH - Rapid Re-Housing	4	5.00
HOPE - ESG Rapid Re-housing	PH - Rapid Re-Housing	10	6.00
HOPE - HPO RRH Rapid Re-Housing	PH - Rapid Re-Housing	27	3.44
HOPE - HPP Rapid Re-housing	PH - Rapid Re-Housing	14	4.07
IHS - ESG Rapid Re-housing	PH - Rapid Re-Housing	3	0.00
IHS - HOMES Clean & Sober	PH - Rapid Re-Housing	5	0.00
IHS - RRH Bridge Funding (AUW FY2017)	PH - Rapid Re-Housing	7	0.00
KPHC - ESG Rapid Re-housing	PH - Rapid Re-Housing	3	0.00
SARMY - FSO HPO RRH Rapid Re-Housing	PH - Rapid Re-Housing	6	9.00
USVETS - SSVF Priority 1 Rapid Re-housing	PH - Rapid Re-Housing	13	1.62
USVETS - SSVF Priority 2 Rapid Re-housing	PH - Rapid Re-Housing	10	2.50
USVETS - WCC HPO RRH Rapid Re-Housing	PH - Rapid Re-Housing	1	0.00
CARE - Care Hawaii AMHD Services Only Program	Services Only	1	0.00
LASH - HPO Legal Services Program	Services Only	9	0.00
ALEA - Street Outreach Program	Street Outreach	4	2.50
CARE - Care Hawaii AMHD Street Outreach Program	Street Outreach	27	0.00
CHOW - Oahu Region 1 - Street Outreach (HPO)	Street Outreach	1	0.00
FLC - Maui Regions 1, 2, 3, 6 - Street Outreach (HPO)	Street Outreach	23	2.13
FLC - Maui Regions 4, 5 - Street Outreach (HPO)	Street Outreach	18	2.72
HOPE - Hawaii Regions 1, 8, 9, 10 - Street Outreach (HPO)	Street Outreach	15	4.60
HOPE - Hawaii Regions 2, 3, 4, 5, 6, 7 - Street Outreach (HPO)	Street Outreach	29	0.21
HOPE - PATH Street Outreach Program	Street Outreach	5	0.00
IHS - Oahu Region 1 - Street Outreach (HPO)	Street Outreach	7	0.00
IHS - Oahu Region 2 - Street Outreach (HPO)	Street Outreach	26	0.00
IHS - Oahu Region 4 - Street Outreach (HPO)	Street Outreach	6	0.00
KEO - Kauai All Regions - Street Outreach (HPO)	Street Outreach	6	12.17
KPHC - Oahu Region 1 - Street Outreach (HPO)	Street Outreach	6	0.00
KPHC - PATH Street Outreach Program	Street Outreach	29	0.00
KWO - Homeless Outreach/Drop-In Services (CLOSED)	Street Outreach	11	0.00
SARMY - Maui Homeless Outreach Program	Street Outreach	2	0.00
USVETS - BP Oahu Region 3 - Street Outreach (HPO)	Street Outreach	15	2.80
USVETS - BP Oahu Region 5 - Street Outreach (HPO)	Street Outreach	7	6.43
WCCHC - Homeless Outreach Program	Street Outreach	14	0.00
ASI - Ohana Ola O Kahumana	Transitional Housing (TH)	30	2.57
ASI - Ulu Ke Kukui (Villages of Maili)	Transitional Housing (TH)	18	5.83
HCAP - Kumuhonua	Transitional Housing (TH)	2	10.00
HNO - Weinberg Village Waimanalo	Transitional Housing (TH)	18	0.50
HSI - Kulaokahua Apts (TH for the Elderly)	Transitional Housing (TH)	1	0.00
HSI - Na Kolea Rooming House (TH for Working Singles)	Transitional Housing (TH)	4	0.50
KHAKO - Central Transitional Housing	Transitional Housing (TH)	6	0.00
KHAKO - Westside TH	Transitional Housing (TH)	14	0.43
SARMY - Oahu ATS Program	Transitional Housing (TH)	1	4.00
USVETS - BP GPD Bridge Housing	Transitional Housing (TH)	3	1.00
USVETS - BP GPD Clinical Treatment	Transitional Housing (TH)	8	0.63
USVETS - BP GPD Low Demand	Transitional Housing (TH)	7	0.29
WIN - Bridge To Success Halawa TH	Transitional Housing (TH)	1	4.00
Aggregates		1711	1.50