

From: Carlos Peraro, CPC

To: Harold Brackeen, State of Hawaii, Homeless Programs Administrator
Brandee Menino, BTG Chair; Heather Lusk, PIC Vice Chair

Date: August 15, 2018

Re: July 2018 HMIS Monitoring Reports

Attached for your review and dissemination to Continuum agencies is the July 2018 HMIS monitoring report. Below are brief highlights from the attached reports.

- 1) End of month, July 2018 Census summary by Continuum and Statewide (pp. 2-8)
 - The Statewide census for emergency and transitional programs decreased in July 2018 (3,046) compared to June 2018 (3,140), representing a decrease in both program types for Oahu and a decrease in emergency shelter, but an increase in transitional facilities census for the Neighbor Islands.
 - The total “vacant beds” compared to the HIC capacity was 421 (ES and TH) and 240 (PSH).
 - 29 programs on Oahu and 14 programs on the Neighbor Islands had utilization rates of less than 85% or greater than 110%. These programs are marked in red.
 - Statewide active outreach clients totaled 2,080 including 1,424 on Oahu and 656 on the Neighbor Islands (an increase from June’s 2,028 outreach clients). An increase for both CoCs.

- 2) Consent report for July 2018 (pp. 9-20)
 - VI-SPDAT Assessments: Consent to share data rates for Neighbor Islands and Oahu programs were 94% and 91% respectively; (June’s rates: 96% and 93% respectively).
 - BNL: Consent to share data rates for slice as of July 2, 2018 was 93% statewide – the same as the June report. Rates for July were: Oahu Families (81%) and Singles (97%). Neighbor Island family and singles rates ranged from 86% (Kauai family) to 100% (Hawaii family). (pp. 10-11).
 - For adult program intakes (n=1,036), the statewide consent to share was 94% compared to 95% in June, a significant improvement from last year’s July 2017 rate (55%).
 - Five programs (pp. 12-15) had consent rates below 80% (July Intakes). These programs are highlighted in RED.

- 3) Length of Stay by Agency and Program for clients exiting during July 2018 (pp.21-24)
 - The average LOS over all programs was 154 days (representing 1,238 exits), a decrease compared to June (176 days). If the 14 permanent supportive housing programs exits are omitted, the average LOS was 142 days.
 - Overall, emergency shelter and homeless outreach programs’ LOS were the shortest (104 and 103 days). PSH and TH program’s LOS were longest (1,232 and 247 days).
 - By County, Kauai (165 days) and Hawaii (158 days) averaged the highest LOS, followed by Oahu and Maui (both 153 days). Of note is that the average includes PH projects, which skew the statistic.
 - Emergency Shelter LOS ranged from 72 days on Hawaii to 141 days on Maui.

- 4) Timeliness (entries and exits) during July 2018 (pp. 25-29)
 - Intake Timeliness was 2.15 average days, a slight increase compared to 2.13 average days in June. 33 programs (highlighted in RED) averaged more than 3 days to enter intakes.
 - Exit timeliness decreased to 2.04 average days compared to 2.27 days in June.
 - 21 programs (highlighted in RED) averaged more than 3 days to enter exits.

HMIS Census Report - July 2018
Oahu and Neighbor Islands - HIC Facilities

Summary of Monthly HMIS Shelter Census Counts

August 2017 - July 31, 2018

HI-501 Oahu Census Summary

	Emerg	Trans	Total HUD Homeless	HIC Openings	PH	HIC Openings	Veterans - ES/TH
August 31, 2017	1162	1286	2434	236	1152	115	254
September 30, 2017	1175	1338	2513	209	1110	49	245
October 31, 2017	1197	1305	2502	226	1127	46	247
November 30, 2017	1192	1288	2480	254	1119	51	241
December 31, 2017	1225	1275	2500	219	1112	53	234
January 31, 2018	1179	1228	2407	295	1097	76	244
February 28, 2018	1098	1238	2336	318	1116	72	238
March 31, 2018	1095	1261	2356	262	1116	72	227
April 30, 2018	1130	1283	2413	265	1140	102	241
May 31, 2018	1141	1269	2410	261	1143	114	257
June 30, 2018	1133	1236	2369	385	1100	167	246
July 31, 2018	1109	1199	2308	322	1088	123	227

HI-500 Balance of State Census Summary

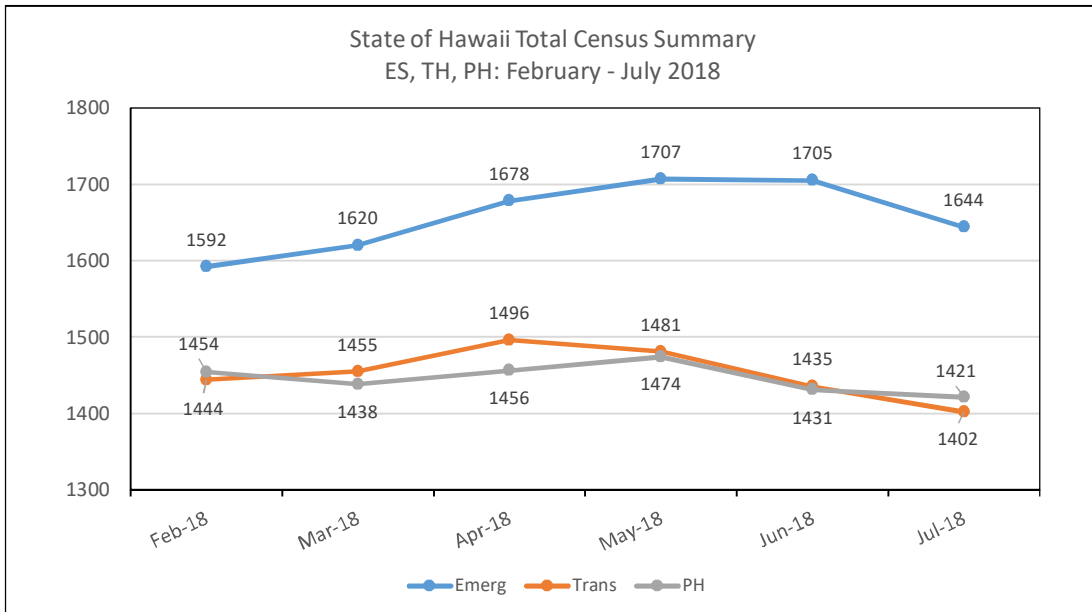
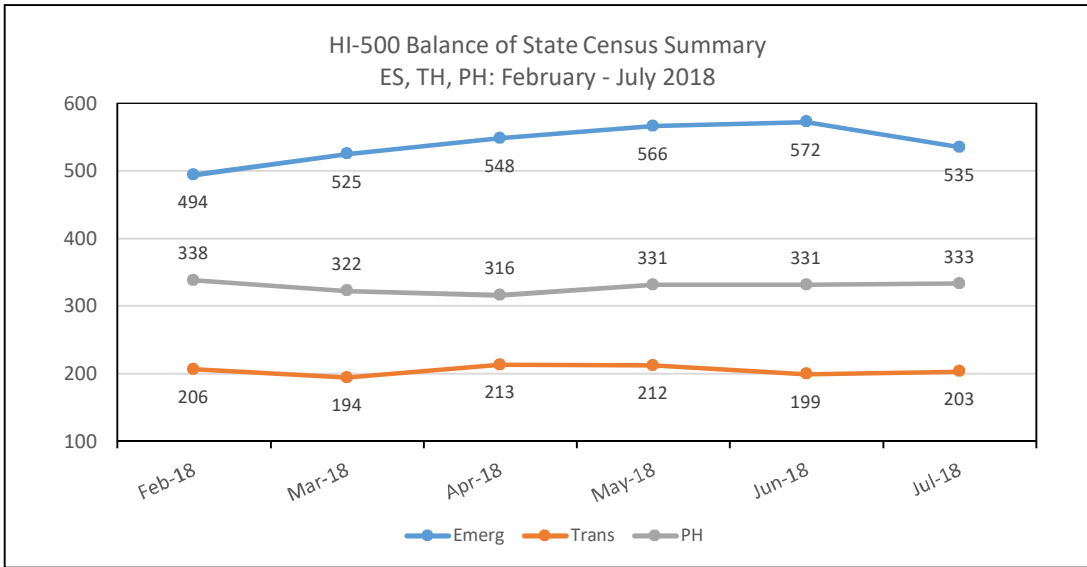
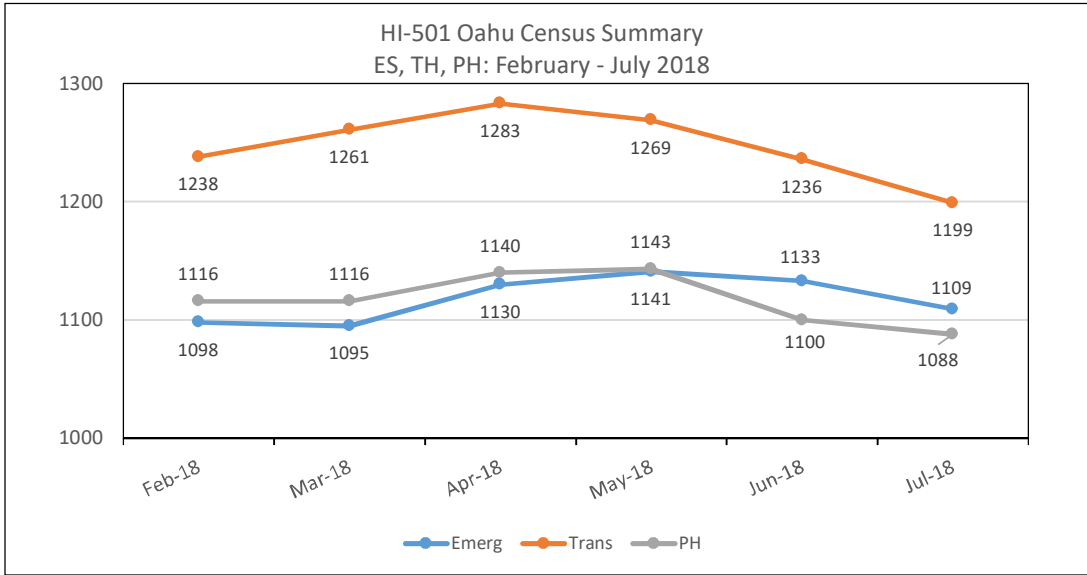
	Emerg	Trans	Total HUD Homeless	HIC Openings	PH	HIC Openings	Veterans - ES/TH
August 31, 2017	427	363	790	248	216	66	35
September 30, 2017	450	333	783	280	304	132	35
October 31, 2017	483	292	775	307	314	128	44
November 30, 2017	467	293	760	305	330	125	34
December 31, 2017	478	282	760	325	332	123	38
January 31, 2018	488	210	698	399	335	125	32
February 28, 2018	494	206	700	398	338	124	36
March 31, 2018	525	194	719	215	322	145	39
April 30, 2018	548	213	761	195	316	135	34
May 31, 2018	566	212	778	179	331	130	38
June 30, 2018	572	199	771	77	331	119	32
July 31, 2018	535	203	738	99	333	117	30

State of Hawaii Total Census Summary

	Emerg	Trans	Total HUD Homeless	HIC Openings	PH	HIC Openings	Veterans - ES/TH
August 31, 2017	1589	1649	3238	484	1368	181	289
September 30, 2017	1625	1671	3296	489	1414	181	280
October 31, 2017	1680	1597	3277	533	1441	174	291
November 30, 2017	1659	1581	3240	559	1449	176	275
December 31, 2017	1703	1557	3260	544	1444	176	272
January 31, 2018	1667	1438	3105	694	1432	201	276
February 28, 2018	1592	1444	3036	716	1454	196	274
March 31, 2018	1620	1455	3075	477	1438	217	266
April 30, 2018	1678	1496	3174	460	1456	237	275
May 31, 2018	1707	1481	3188	440	1474	244	295
June 30, 2018	1705	1435	3140	462	1431	286	296
July 31, 2018	1644	1402	3046	421	1421	240	297

HMIS Census Report - July 2018
Oahu and Neighbor Islands - HIC Facilities

Summary of Monthly HMIS Shelter Census Counts



Census Report - July 31, 2018
Oahu - HIC Facilities

Proj. Type	Organization Name	Project Name	HIC Beds	Census on 07/31/18	% HIC Beds	Technical Openings	Veterans
ES	Child and Family Service	CFS - Honolulu Shelter	49	SP	NR	NR	SP
ES	Child and Family Service	CFS - Leeward Shelter	27	SP	NR	NR	SP
ES	Catholic Charities Hawaii	CCH - Kakaako Family Assessment Center	50	39	78%	11	1
ES	Family Promise of Hawaii	FPH - Honolulu Family Center	14	13	93%	1	0
ES	Family Promise of Hawaii	FPH - Windward Family Center	14	9	64%	5	0
ES	Hale Kipa Inc.	HKIPA - Girls BCP ES	8	1	13%	7	0
ES	IHS Institute for Human Services	IHS - Behavioral Health ES	10	16	160%	0	4
ES	IHS Institute for Human Services	IHS - Hale Mauiola Program (Sand Island)	85	85	100%	0	3
ES	IHS Institute for Human Services	IHS - Kaaahi Families Shelter ES	100	85	85%	15	2
ES	IHS Institute for Human Services	IHS - Kaaahi Women ES	68	73	107%	0	3
ES	IHS Institute for Human Services	IHS - Sumner Men's Shelter	166	215	130%	0	40
ES	IHS Institute for Human Services	IHS - Tutu Bert's House (Med Respite ES)	16	16	100%	0	4
ES	Kealahou West Oahu	KWO - Hope for a New Beginning (Onelauena)	244	178	73%	66	5
ES	Parents and Children Together	PACT - Ohia Shelter	21	SP	NR	NR	SP
ES	Shelter of Wisdom	SOW - Great Joy 1	8	9	113%	0	2
ES	Shelter of Wisdom	SOW - Great Joy 2	9	8	89%	1	0
ES	Shelter of Wisdom	SOW - Great Joy 3	10	7	70%	3	0
ES	Shelter of Wisdom	SOW - Great Joy 4	6	6	100%	0	0
ES	Shelter of Wisdom	SOW - Hearts of Joy 2	13	14	108%	0	3
ES	Shelter of Wisdom	SOW - Streams of Joy 1	6	6	100%	0	1
ES	Shelter of Wisdom	SOW - Streams of Joy 2	10	11	110%	0	2
ES	U.S. Veterans Initiative	USVETS - BP Ewa HOPTEL	5	2	40%	3	2
ES	U.S. Veterans Initiative	USVETS - BP Pearl City HOPTEL	5	4	80%	1	4
ES	U.S. Veterans Initiative	USVETS - BP Pearl City Seniors HOPTEL	5	5	100%	0	5
ES	U.S. Veterans Initiative	USVETS - BP Respite Beds Barbers Point	10	10	100%	0	10
ES	U.S. Veterans Initiative	USVETS - WCC Emergency	191	164	86%	27	7
ES	U.S. Veterans Initiative	USVETS - WCC HOPTEL	5	3	60%	2	3
ES	Waikiki Health Center	WHC - Next Step Emergency Shelter	135	130	96%	5	12
ES	Windward Spouse Abuse Shelter	WSAS - Hale Ola	18	SP	NR	NR	NR
	Subtotal Emergency Shelter		1193	1109	93%	147	113
TH	Alternative Structures Int't	ASI - Ohana Ola O Kahumana	250	256	102%	0	3
TH	Alternative Structures Int't	ASI - Ulu Ke Kukui (Villages of Maili)	315	239	76%	76	1
TH	Catholic Charities Hawaii	CCH - Ma'ili Land TH	54	47	87%	7	1
TH	Child and Family Service	CFS - Transitional Apartments (Honolulu and Leeward)	46	NR	NR	NR	NR
TH	Gregory House Programs	GHP - Community Residential Program	15	19	127%	0	3
TH	Gregory House Programs	GHP - HOPWA Gregory House (Competitive TH)	11	11	100%	0	1
TH	Honolulu Community Action Prog	HCAP - Kumuhonua	68	71	104%	0	4
TH	Hale Kipa Inc.	HKIPA - Apaa Women's Shelter	5	2	40%	3	0
TH	Hale Kipa Inc.	HKIPA - Maka'aloa Men's TLP	4	3	75%	1	0
TH	Ho'oumau Ke Ola	HKO - Lahilahi	10	7	70%	3	0
TH	Holomua Na'Ohana	HNO - Weinberg Village Waimanalo	125	119	95%	6	0
TH	Housing Solutions Inc.	HSI - Kulaokahua (TH for the elderly)	31	28	90%	3	4
TH	Housing Solutions Inc.	HSI - Na Kolea (TH for working singles)	64	61	95%	3	0
TH	Kealahou West Oahu	KWO - Onemalu Transitional Shelter	190	159	84%	31	2
TH	Parents and Children Together	PACT - Lehua	8	NR	NR	NR	NR
TH	The Salvation Army	SARMY - FSO Pathway of Hope	24	20	83%	4	0
TH	The Salvation Army ATS	SARMY - Ka Ohu Hou O Manoa	30	26	87%	4	0
TH	Steadfast Housing Dev Corp	SHDC - Hale Ulu Pono - Transitional Housing	10	5	50%	5	2
TH	U.S. Veterans Initiative	USVETS - BP GPD Bridge Housing	13	33	254%	0	33
TH	U.S. Veterans Initiative	USVETS - BP GPD Clinical Treatment	40	35	88%	5	34
TH	U.S. Veterans Initiative	USVETS - BP GPD Low Demand	35	26	74%	9	26
TH	Windward Spouse Abuse Shelter	WSAS - Imua	1	NR	NR	NR	NR
TH	Women in Need	WIN - Bridge To Success Halawa	27	21	78%	6	0
TH	Women in Need	WIN - Family House - Aiea	20	11	55%	9	0
	Subtotal Transitional Housing		1343	1199	89%	175	114
PSH	Alternative Structures Int't	ASI - Leeward CoC PSH	46	53	115%	0	1
PSH	Gregory House Programs	GHP - HOPWA Formula - PSH TBRA	33	27	82%	6	7
PSH	Gregory House Programs	GHP - HOPWA SPNS - Competitive PSH TBRA	48	41	85%	7	4
PSH	IHS Institute for Human Services	IHS - City FY15 Housing First PSH	177	161	91%	16	4
PSH	IHS Institute for Human Services	IHS - New PSH 2013 (CoC Funded)	34	30	88%	4	1
PSH	IHS Institute for Human Services	IHS - SPC Home At Last 2010	89	80	90%	9	14
PSH	IHS Institute for Human Services	IHS - SPC Home Sweet Home	18	9	50%	9	1
PSH	IHS Institute for Human Services	IHS - SPC Home Sweet Home II	15	15	100%	0	0
PSH	IHS Institute for Human Services	IHS - SPC No Place Like Home	19	17	89%	2	2
PSH	Kalihi-Palama Health Center	KPHC - New Beginnings S+C Program	181	168	93%	13	8
PSH	Mental Health Kokua	MHK - Safe Haven Permanent Supportive Housing	25	26	104%	0	2

Census Report - July 31, 2018
Oahu - HIC Facilities

Proj. Type	Organization Name	Project Name	HIC Beds	Census on 07/31/18	% HIC Beds	Technical Openings	Veterans
PSH	Steadfast Housing Dev Corp	SHDC - Ekolu Group Homes Ahukini (Oahu)	5	4	80%	1	1
PSH	Steadfast Housing Dev Corp	SHDC - Ekolu Group Homes Kaukama (Oahu)	5	2	40%	3	0
PSH	Steadfast Housing Dev Corp	SHDC - Ekolu Group Homes Komo Mai (Oahu)	5	4	80%	1	1
PSH	Steadfast Housing Dev Corp	SHDC - Kalaeloa (Headway House) CoC Funded (Oahu)	40	35	88%	5	2
PSH	Steadfast Housing Dev Corp	SHDC - Oahu Shelter Plus Care Program	150	134	89%	16	7
PSH	U.S. Veterans Initiative	USVETS - BP HPO Housing First PSH	116	98	84%	18	21
PSH	U.S. Veterans Initiative	USVETS - BP Leeward PSH	30	26	87%	4	3
PSH	U.S. Veterans Initiative	USVETS - BP Permanent Supportive Housing CoC	13	12	92%	1	12
PSH	U.S. Veterans Initiative	USVETS - BP PH2 CHAMPS VET FAMILIES	32	26	81%	6	15
PSH	U.S. Veterans Initiative	USVETS - WCC Housing First Increment II (City)	122	120	98%	2	8
Subtotal Permanent Housing			1203	1088	90%	123	114
RRH	ALEA Bridge	ALEA - ESG Rapid Rehousing	NA	6	NA	NA	0
RRH	Alternative Structures Int't	ASI - ESG Rapid Re-Housing	NA	5	NA	NA	0
RRH	Alternative Structures Int't	ASI - HPO RRH Rapid Re-Housing	NA	211	NA	NA	0
RRH	Catholic Charities Hawaii	CCH - HPP Rapid Re-housing	NA	722	NA	NA	11
RRH	Catholic Charities Hawaii	CCH - SHEG Oahu Rapid Re-Housing	NA	5	NA	NA	0
RRH	Catholic Charities Hawaii	CCH - SSVF Priority 1 Rapid Rehousing	NA	51	NA	NA	42
RRH	Family Promise Hawaii	FPH - ESG Rapid Rehousing	NA	24	NA	NA	1
RRH	Gregory House Programs	GHP - ESG Rapid Re-Housing	NA	7	NA	NA	0
RRH	Honolulu Community Action Prog	HCAP - HPO RRH Rapid Re-Housing	NA	35	NA	NA	3
RRH	IHS Institute for Human Services	IHS - ESG Rapid Re-housing	NA	102	NA	NA	2
RRH	IHS Institute for Human Services	IHS - HOMES Clean & Sober	NA	26	NA	NA	2
RRH	IHS Institute for Human Services	IHS - HPO RRH Rapid Re-Housing	NA	68	NA	NA	3
RRH	IHS Institute for Human Services	IHS - HPP Rapid Re-housing	NA	78	NA	NA	2
RRH	IHS Institute for Human Services	IHS - New Youth Rapid Re-Housing 2016 (NYRRH 2016)	NA	20	NA	NA	0
RRH	IHS Institute for Human Services	IHS - RRH Bridge Funding (AUW FY2017)	NA	3	NA	NA	0
RRH	Kalihi-Palama Health Center	KPHC - ESG Rapid Re-housing	NA	33	NA	NA	2
RRH	The Salvation Army	SARMY - FSO HPO RRH Rapid Re-Housing	NA	73	NA	NA	1
RRH	U.S. Veterans Initiative	USVETS - SSVF Priority 1 Rapid Re-housing	NA	120	NA	NA	89
RRH	U.S. Veterans Initiative	USVETS - WCC ESG Rapid Re-Housing 2017	NA	31	NA	NA	0
RRH	U.S. Veterans Initiative	USVETS - WCC HPO RRH Rapid Re-Housing	NA	24	NA	NA	0
Subtotal Rapid ReHousing				1644	NA	NA	158
Total Emergency+Transitional			2,536	2,308	91%	322	227
Total Permanent			1,203	1,088	90%	123	114

Census Report - July 31, 2018
Neighbor Islands - HIC Facilities

Project Type	Organization Name	Project Name	HIC Beds	Census on 07/31/18	%HIC Beds	Technical Openings	Veterans
ES	Child and Family Service	CFS - Hale Ohana	32	SP	NR	NR	NR
ES	Child and Family Service	CFS - West Hawaii Domestic Abuse Shelter	15	SP	NR	NR	NR
ES	Family Life Center	FLC - Ho'olanani	18	10	56%	8	0
ES	HOPE Services Hawaii	HOPE - East Hawaii Emergency Mens Program ES	32	28	88%	4	4
ES	HOPE Services Hawaii	HOPE - Kiheipua	44	48	109%	0	0
ES	HOPE Services Hawaii	HOPE - West Hawaii Emergency Housing Program	31	27	87%	4	2
ES	Kauai Economic Opportunity	KEO - Mana'olana Emergency	38	63	166%	0	2
ES	KHAKO, INC	KHAKO - Central Emergency Shelter	177	210	119%	0	6
ES	KHAKO, INC	KHAKO - Westside ES	119	142	119%	0	6
ES	USVETS	USVETS - BP Hilo HOPTEL Program	5	2	40%	3	2
ES	USVETS	USVETS - BP Kauai HOPTEL Program	5	5	100%	0	5
ES	Women Helping Women	WHW - Hale Lokomaikai	10	SP	NR	NR	NR
ES	YWCA of Kauai	YWCA - Family Violence Shelter	18	SP	NR	NR	NR
	Subtotal Emergency Shelters		469	535	114%	19	27
TH	Child and Family Service	CFS - Hale Kahua Pa'a	16	NR	NR	NR	NR
TH	Hawaii Affordable Properties, Inc.	HAP - Na Kahua Hale O Ulu Wini	55	48	87%	7	0
TH	Hawaii Island Home for Recovery, Inc.	HIHR - Transitional Housing	19	16	84%	3	2
TH	HOPE Services Hawaii	HOPE - Kuleana House	6	10	167%	0	0
TH	HOPE Services Hawaii	HOPE - Wilder House	8	8	100%	0	0
TH	Kauai Economic Opportunity	KEO - Kome TH	7	8	114%	0	0
TH	Kauai Economic Opportunity	KEO - Komohana Group Home	6	3	50%	3	1
TH	Kauai Economic Opportunity	KEO - Lawehana TH	9	0	0%	9	0
TH	Kauai Economic Opportunity	KEO - Lihue Court Apartments	32	9	28%	23	0
TH	Kauai Economic Opportunity	KEO - Mana'olana Transitional Housing	24	8	33%	16	0
TH	KHAKO, INC	KHAKO - Central Transitional	32	35	109%	0	0
TH	KHAKO, INC	KHAKO - Westside Transitional	51	33	65%	18	0
TH	Salvation Army Big Island	SARMY - Big Island RHY TLP	2	1	50%	1	0
TH	Women In Need	WIN - Bridge to Success Kauai	22	24	109%	0	0
	Subtotal Transitional Housing		273	203	74%	80	3
PSH	Catholic Charities Hawaii	CCH - HPO NI Housing First (Kauai)	14	10	71%	4	0
PSH	Family Life Center	FLC - HPO NI Housing First	24	35	146%	0	3
PSH	Family Life Center	FLC - S+C 1	2	2	100%	0	0
PSH	Family Life Center	FLC - S+C 2	30	25	83%	5	3
PSH	Family Life Center	FLC - S+C 3	15	15	100%	0	1
PSH	Family Life Center	FLC - S+C 6 (Eha split)	33	31	94%	2	3
PSH	Hawaii Island Home for Recovery, Inc.	HIHR - PSH 1	16	12	75%	4	0
PSH	Hawaii Island Home for Recovery, Inc.	HIHR - PSH 2	5	3	60%	2	1
PSH	Hawaii Island Home for Recovery, Inc.	HIHR - PSH 3	3	5	167%	0	0
PSH	Hawaii Island Home for Recovery, Inc.	HIHR - PSH 4	5	5	100%	0	0
PSH	HOPE Services Hawaii	HOPE - HPO NI Housing First	125	84	67%	41	15
PSH	HOPE Services Hawaii	HOPE - Kukui Shelter Plus Care	111	54	49%	57	6
PSH	Kauai Economic Opportunity	KEO - Pa`a Hana PSH	4	4	100%	0	1
PSH	Maui AIDS Foundation	MAF - HOPWA PSH	29	NR	NR	NR	NR
PSH	Steadfast Housing Dev Corp	SHDC - Eha Shelter Plus Care	28	28	100%	0	3
PSH	Steadfast Housing Dev Corp	SHDC - Eono Shelter Plus Care	6	5	83%	1	0
PSH	Steadfast Housing Dev Corp	SHDC - Kaahele CoC Funded (Kauai)	5	5	100%	0	0
PSH	Steadfast Housing Dev Corp	SHDC - Kaulana CoC Funded (Maui)	5	4	80%	1	0
PSH	Steadfast Housing Dev Corp	SHDC - Kulalani CoC Funded (Maui)	6	6	100%	0	0
PSH	Subtotal Permanent Supportive Housing		460	333	72%	117	36
RRH	Catholic Charities Hawaii	CCH - HPO RRH Rapid Re-Housing (Kauai)	NA	41	NA	NA	0
RRH	Catholic Charities Hawaii	CCH - SHEG NI Rapid Rehousing	NA	10	NA	NA	0
RRH	Family Life Center	FLC - ESG Kauai Rapid Re-housing	NA	36	NA	NA	1
RRH	Family Life Center	FLC - ESG Maui Rapid Re-housing	NA	38	NA	NA	1
RRH	Family Life Center	FLC - HPO RRH Rapid Re-Housing	NA	40	NA	NA	1
RRH	Family Life Center	FLC - HPP Kauai Rapid Re-housing	NA	46	NA	NA	0
RRH	Family Life Center	FLC - HPP Maui Rapid Re-housing	NA	51	NA	NA	0
RRH	Family Life Center	FLC - Rental Assistance Program (RAP)	NA	8	NA	NA	0
RRH	HOPE Services Hawaii	HOPE - ESG Rapid Re-housing	NA	5	NA	NA	0
RRH	HOPE Services Hawaii	HOPE - HPO RRH Rapid Re-Housing	NA	109	NA	NA	1
RRH	HOPE Services Hawaii	HOPE - HPP Rapid Re-housing	NA	208	NA	NA	2
RRH	HOPE Services Hawaii	HOPE - New Start	NA	24	NA	NA	0
RRH	U.S. Veterans Initiative	USVETS - SSVF Priority 1 Rapid Re-housing	NA	12	NA	NA	10
	Subtotal Rapid ReHousing		NA	628	NA	NA	16
	Total Emergency+Transitional		742	738	99%	99	30
	Total Permanent		460	333	72%	117	36
	TOTAL		1,202	1,071	89%	216	66

Homeless Programs Office (HPO) Unit Utilization Analysis

Occupancy as of 7/31/18

Program Name	Program Type	HMIS Households Served	Total Living Units Per Facilities Description	Utilization Rate
ASI - Ohana Ola O Kahumana	TH	51	48	106%
ASI - Ulu Ke Kukui (Villages of Maili)	TH	60	80	75%
CCH - Ma'ili Land Transitional Housing	TH	12	15	80%
GHP - Community Residential Program TH	TH	18	14	129%
HCAP - Kumuhonua	TH	69	58	119%
HIHR - Transitional Housing	TH	16	16	100%
HKIPA - Apana Women's Shelter TLP	TH	2	4	50%
HKIPA - Maka'aloa Men's TLP	TH	3	4	75%
HOPE - Kiheipua	ES	13	15	87%
HNO - Weinberg Village Waimanalo	TH	28	30	93%
HSI - Kulaokahua Apts (TH for the Elderly)	TH	27	29	93%
HSI - Na Kolea Rooming House (TH for Working Singles)	TH	62	63	98%
KEO - Komohana Group Home TH	TH	2	5	40%
KEO - Lihue Court Transitional Housing	TH	3	8	38%
KEO - Mana'olana Transitional Housing	TH	4	8	50%
KHAKO - Central ES	ES	92	70	131%
KHAKO - Westside ES	ES	58	48	121%
KWO - Onemalu Transitional Housing	TH	35	40	88%
SHDC - Hale Ulu Pono TH	TH	5	5	100%
USVETS - BP GPD Projects	TH	94	98	96%
WIN - Bridge To Success Halawa TH (formerly Waianae)	TH	17	5	340%
WIN - Bridge To Success Kauai TH	TH	21	9	233%
WIN - Family House Aiea TH	TH	12	8	150%
KWO - Onelau'ena Emergency Shelter	ES	55	71	77%
USVETS - WCC Emergency Shelter	ES	93	102	91%
WH - Next Step Emergency Shelter	ES	129	123	105%
TOTAL		981	976	101%

Outreach Program Count

Active as of July 31, 2018

Programs	CoC	Active Count	# Veterans
FLC - Maui Regions 1, 2, 3, 6 - Street Outreach (HPO)	BOS	96	4
FLC - Maui Regions 4, 5 - Street Outreach (HPO)	BOS	73	4
HOPE - Hawaii Regions 1, 8, 9, 10 - Street Outreach (HPO)	BOS	70	3
HOPE - Hawaii Regions 2, 3, 4, 5, 6, 7 - Street Outreach (HPO)	BOS	58	0
HOPE - PATH Street Outreach Program	BOS	18	0
KEO - Kauai All Regions - Street Outreach (HPO)	BOS	280	7
LASH - SSVF Legal Services Program	BOS	1	0
MHK - PATH Street Outreach Program	BOS	4	0
SARMY - Maui Homeless Outreach Program	BOS	56	3
ALEA - Street Outreach Program	Oahu	28	2
CHOW - Oahu Region 1 - Street Outreach (HPO) (CLOSED)	Oahu	10	1
HNP - Hale Na`au Pono AMHD Street Outreach Program	Oahu	1	0
IHS - AMHD Street Outreach Program	Oahu	6	2
IHS - Oahu Region 1 - Street Outreach (HPO)	Oahu	86	6
IHS - Oahu Region 2 - Street Outreach (HPO)	Oahu	153	9
IHS - Oahu Region 4 - Street Outreach (HPO)	Oahu	93	14
KPHC - Oahu Region 1 - Street Outreach (HPO)	Oahu	226	10
KPHC - Oahu Region 2 - Street Outreach (HPO)	Oahu	9	0
KPHC - Oahu Region 6 - Street Outreach (HPO)	Oahu	21	1
KPHC - PATH Street Outreach Program	Oahu	62	10
KWO - Oahu Region 7 - Street Outreach (HPO)	Oahu	110	1
LASH - SSVF Legal Services Program	Oahu	1	1
MHK - Oahu Activity Center Homeless Outreach Program	Oahu	16	3
NALO - Waimanalo Health Center Street Outreach	Oahu	45	0
USVETS - BP Oahu Region 3 - Street Outreach (HPO)	Oahu	76	11
USVETS - BP Oahu Region 5 - Street Outreach (HPO)	Oahu	79	12
WCCHC - Homeless Outreach Program	Oahu	402	12
TOTAL BY CONTINUUM (may be duplicated)	Oahu	1,424	95
TOTAL BY CONTINUUM (may be duplicated)	BOS	656	21
TOTAL STATEWIDE (may be duplicated)		2,080	116

Outreach Program Summary	Oahu	BOS	State
August 31, 2017	1,529	534	2,063
September 30, 2017	1,377	513	1,890
October 31, 2017	1,416	556	1,972
November 30, 2017	1,365	535	1,900
December 31, 2017	1,176	536	1,712
January 31, 2018	1,086	522	1,608
February 28, 2018	1,151	581	1,732
March 31, 2018	1,266	574	1,840
April 30, 2018	1,346	606	1,952
May 31, 2018	1,337	621	1,958
June 30, 2018	1,393	635	2,028
July 31, 2018	1,424	656	2,080

Consent to Share Data - VI SPDAT Assessments July 2018

HMIS ORGANIZATION - HI 500	No	Yes	Grand Total	% Consent
Catholic Charities Hawaii	1	10	11	91%
Family Life Center	0	11	11	100%
Hawaii Affordable Properties, Inc.	0	1	1	100%
Hawaii Island Home for Recovery	1	5	6	83%
HOPE Services Hawaii, Inc.	3	16	19	84%
Ka Hale A Ke Ola, Inc	0	25	25	100%
Kauai Economic Opportunity	1	17	18	94%
Neighborhood Place of Kona/Friends of the Future	0	5	5	100%
	6	90	96	94%

Consent to Share Data - VI SPDAT Assessments July 2018

HMIS ORGANIZATION - HI 501	No	Yes	Grand Total	% Consent
ALEA Bridge	0	3	3	100%
Alternative Structures International	2	0	2	0%
CARE Hawaii	0	3	3	100%
Catholic Charities Hawaii	3	3	6	50%
Department of Veterans Affairs	0	14	14	100%
EPIC Ohana	0	1	1	100%
Family Promise of Hawaii	2	2	4	50%
Hale Kipa	0	2	2	100%
Holomua Na Ohana	1	0	1	0%
Honolulu Community Action Program	1	4	5	80%
Institute for Human Services	7	85	92	92%
Kalihi Palama Health Center	2	43	45	96%
Kealahou West Oahu	2	8	10	80%
Koolauloa Health Center	1	1	2	50%
Queens's Medical Center	0	3	3	100%
Residential Youth Services & Empowerment	0	9	9	100%
Salvation Army FSO	2	4	6	67%
Shelter of Wisdom	0	5	5	100%
USVETS	0	6	6	100%
Waianae Coast Comprehensive Health Center	0	2	2	100%
Waikiki Health	0	13	13	100%
Waimanalo Health Center	0	8	8	100%
Women In Need	0	3	3	100%
	23	222	245	91%

Summary	Nov-17	Dec-17	Jan-18	Feb-18	Mar-18	Apr-18	May-18
% Consent - HI 500	77%	85%	90%	86%	100%	95%	97%
% Consent - HI 501	87%	80%	83%	89%	95%	88%	93%
State Summary	84%	82%	83%	88%	96%	90%	94%

State Summary - July 2018	No	Yes	Grand Total	% Consent
	29	312	341	91%

Consent to Share Data - Statewide BNL Reports as of 8/02/18

Statewide Consent Summary by CES Program

CES Program	No	Yes	TOTAL	% Shared
Oahu Family	99	423	522	81%
Oahu Singles	56	1429	1480	97%
Hawaii Family	0	60	60	100%
Hawaii Singles	4	187	191	98%
Kauai Family	8	51	59	86%
Kauai Singles	5	168	173	97%
Maui Family	9	117	126	93%
Maui Singles	22	279	301	93%
TOTAL	203	2714	2912	93%

Oahu	93%
Hawaii	98%
Kauai	94%
Maui	93%

Oahu Consent Summary by Priority Group

Family CES				
	No	Yes	TOTAL	% Shared
PSH P1	6	18	24	75%
PSH P2	13	25	38	66%
PSH P3	10	33	43	77%
PSH P4	24	70	94	74%
PSH P5	4	47	51	92%
RRH P1	8	30	38	79%
RRH P2	10	59	69	86%
RRH P3	20	116	136	85%
TH P3	3	13	16	81%
TH P4	0	2	2	100%
TH P5	0	0	0	
TH P6	1	10	11	91%
TOTAL	99	423	522	81%

Singles CES				
	No	Yes	TOTAL	% Shared
PSH P1	10	219	229	96%
PSH P2	5	225	230	98%
PSH P3	7	155	162	96%
PSH P4	7	193	200	97%
PSH P5	2	63	65	97%
RRH P1	8	188	196	96%
RRH P2	3	147	150	98%
RRH P3	0	140	140	100%
TH P3	3	53	56	95%
TH P4	1	16	17	94%
TH P5	2	33	35	94%
TH P6	0	0	0	
TOTAL	56	1429	1480	97%

Hawaii Consent Summary by Priority Group

Family CES				
	No	Yes	TOTAL	% Shared
PSH P1	0	0	0	
PSH P2	0	5	5	100%
PSH P3	0	0	0	
RRH P1	0	4	4	100%
RRH P2	0	10	10	100%
RRH P3	0	22	22	100%
TH P3	0	17	17	100%
TH P4	0	0	0	
TH P5	0	0	0	
TH P6	0	2	2	100%
TOTAL	0	60	60	100%

Singles CES				
	No	Yes	TOTAL	% Shared
PSH P1	0	24	24	100%
PSH P2	0	18	18	100%
PSH P3	0	16	16	100%
RRH P1	0	12	12	100%
RRH P2	2	35	37	95%
RRH P3	2	26	28	93%
TH P3	0	49	49	100%
TH P4	0	2	2	100%
TH P5	0	1	1	100%
TH P6	0	4	4	100%
TOTAL	4	187	191	98%

Kauai Consent Summary by Priority Group

Family CES				
	No	Yes	TOTAL	% Shared
PSH P1	0	1	1	100%
PSH P2	0	1	1	100%
PSH P3	0	0	0	
RRH P1	0	7	7	100%
RRH P2	2	8	10	80%
RRH P3	3	22	25	88%
TH P3	3	9	12	75%
TH P4	0	0	0	
TH P5	0	0	0	
TH P6	0	3	3	100%
TOTAL	8	51	59	86%

Singles CES				
	No	Yes	TOTAL	% Shared
PSH P1	0	4	4	100%
PSH P2	0	7	7	100%
PSH P3	0	17	17	100%
RRH P1	0	30	30	100%
RRH P2	0	27	27	100%
RRH P3	3	24	27	89%
TH P3	1	43	44	98%
TH P4	1	5	6	83%
TH P5	0	0	0	
TH P6	0	11	11	100%
TOTAL	5	168	173	97%

Consent to Share Data - Statewide BNL Reports as of 8/02/18

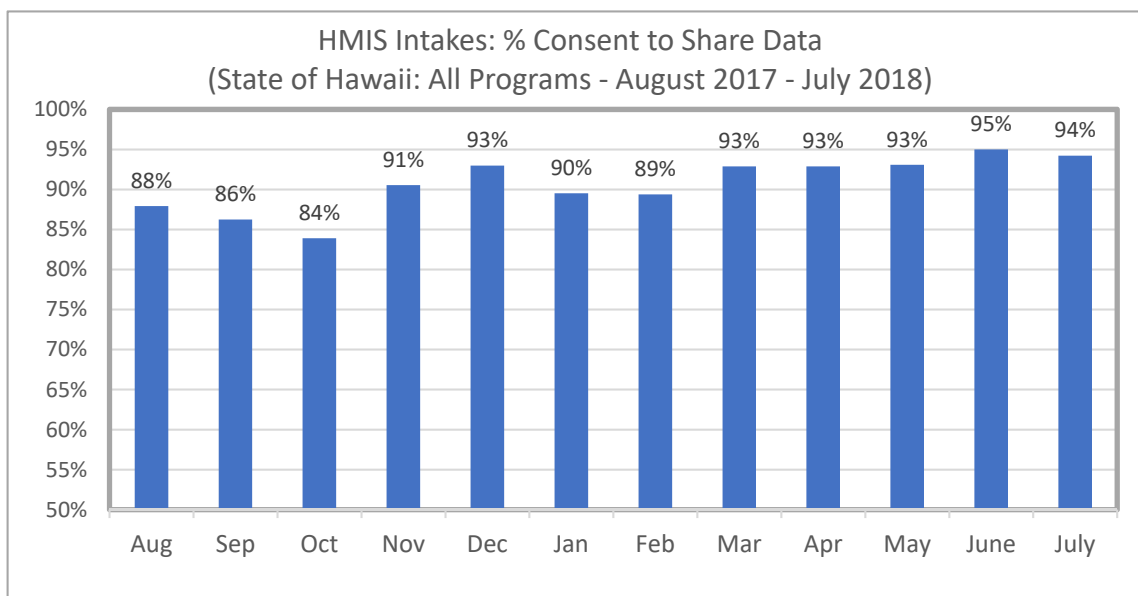
Maui Consent Summary by Priority Group

Family CES				
	No	Yes	TOTAL	% Shared
PSH P1	0	0	0	
PSH P2	0	1	1	100%
PSH P3	0	0	0	
RRH P1	1	7	8	88%
RRH P2	2	23	25	92%
RRH P3	2	52	54	96%
TH P3	4	23	27	85%
TH P4	0	3	3	100%
TH P5	0	0	0	
TH P6	0	8	8	100%
TOTAL	9	117	126	93%

Singles CES				
	No	Yes	TOTAL	% Shared
PSH P1	0	16	16	100%
PSH P2	3	21	24	88%
PSH P3	1	13	14	93%
RRH P1	1	35	36	97%
RRH P2	2	44	46	96%
RRH P3	2	53	55	96%
TH P3	9	58	67	87%
TH P4	2	17	19	89%
TH P5	0	0	0	
TH P6	2	22	24	92%
TOTAL	22	279	301	93%

**Consent to Share Data by Program Type
Adult Intakes During July 2018**

Program Types	No	Yes	Grand Total	% Consent
Emergency Shelter (ES)	6	298	304	98%
Homeless Outreach	36	257	293	88%
Homeless Prevention	14	169	183	92%
Permanent Supportive Housing (PSH) and PH		19	19	100%
Rapid Re-Housing (RRH)	1	113	114	99%
Services Only program		51	51	100%
Transitional Housing (TH)	3	69	72	96%
Grand Total	60	976	1,036	94%



**Consent to Share Data by Organization and Program
Adult Intakes During July 2018**

Organization/Program	No	Yes	Grand Total	% Consent
ALEA Bridge		5	5	100%
ALEA - Street Outreach Program		3	3	100%
ALEA - ESG Rapid Rehousing		2	2	100%
Alternative Structures International	1	5	6	83%
ASI - Ohana Ola O Kahumana	1	1	2	50%
ASI - ESG Rapid Re-Housing		2	2	100%
ASI - HPO RRH Rapid Re-Housing		2	2	100%
Catholic Charities Hawaii	10	115	125	92%
CCH - HPP Homeless Prevention	2	24	26	92%
CCH - HPP Rapid Re-housing		3	3	100%
CCH - Kakaako Family Assessment Center	1	6	7	86%
CCH - SHEG NI Homelessness Prevention	3	17	20	85%
CCH - SHEG NI Rapid Rehousing		5	5	100%
CCH - SHEG Oahu Homelessness Prevention	4	50	54	93%

**Consent to Share Data by Organization and Program
Adult Intakes During July 2018**

Organization/Program	No	Yes	Grand Total	% Consent
CCH - SHEG Oahu Rapid Re-Housing		1	1	100%
CCH - SSVF Priority 1 Rapid Rehousing		4	4	100%
CCH - HPO RRH Rapid Re-Housing (Kauai)		1	1	100%
CCH - Ma'ili Land Transitional Housing		4	4	100%
Family Life Center	2	90	92	98%
FLC - ESG Kauai Rapid Re-housing		1	1	100%
FLC - ESG Maui Rapid Re-housing		8	8	100%
FLC - Ho'olanani		3	3	100%
FLC - HPO RRH Rapid Re-Housing		9	9	100%
FLC - HPP Kauai Homelessness Prevention		4	4	100%
FLC - HPP Kauai Rapid Re-housing		1	1	100%
FLC - HPP Maui Rapid Re-housing		7	7	100%
FLC - Maui Regions 1, 2, 3, 6 - Street Outreach (HPO)	1	19	20	95%
FLC - Maui Regions 4, 5 - Street Outreach (HPO)	1	16	17	94%
FLC - HPO NI Housing First		1	1	100%
FLC - HPP Maui Homelessness Prevention		15	15	100%
FLC - HPO RRH Homeless Prevention		5	5	100%
FLC - ESG Kauai Homelessness Prevention		1	1	100%
Family Promise of Hawaii		8	8	100%
FPH - ESG Rapid Rehousing		4	4	100%
FPH - Honolulu Family Center		1	1	100%
FPH - Windward Family Center		3	3	100%
Gregory House Programs	1	6	7	86%
GHP - Community Residential Program TH	1	2	3	67%
GHP - ESG Homeless Prevention		3	3	100%
GHP - ESG Rapid Re-Housing		1	1	100%
Hawaii Island Home for Recovery		3	3	100%
HIHR - PSH 3		2	2	100%
HIHR - Transitional Housing		1	1	100%
Holomua Na Ohana		5	5	100%
HNO - Weinberg Village Waimanalo		5	5	100%
Honolulu Community Action Program	1	20	21	95%
HCAP - HPO RRH Homeless Prevention	1	6	7	86%
HCAP - Kumuhonua		9	9	100%
HCAP - HPO RRH Rapid Re-Housing		5	5	100%
HOPE Services Hawaii, Inc.	1	44	45	98%
HOPE - East Hawaii Emergency Mens Program ES		9	9	100%
HOPE - Hawaii Regions 2, 3, 4, 5, 6, 7 - Street Outreach (HPO)		1	1	100%
HOPE - HPO NI Housing First		3	3	100%
HOPE - HPO RRH Rapid Re-Housing		7	7	100%
HOPE - HPP Homelessness Prevention		2	2	100%
HOPE - HPP Rapid Re-housing		4	4	100%
HOPE - Kiheipua		4	4	100%
HOPE - Kukui S+C Program		3	3	100%
HOPE - West Hawaii Emergency Housing Program		4	4	100%

**Consent to Share Data by Organization and Program
Adult Intakes During July 2018**

Organization/Program	No	Yes	Grand Total	% Consent
HOPE - Kuleana House		2	2	100%
HOPE - HPO RRH Homeless Prevention		1	1	100%
HOPE - Wilder House		1	1	100%
HOPE - PATH Street Outreach Program	1	2	3	67%
HOPE - ESG Homelessness Prevention		1	1	100%
Housing Solutions, Inc.		10	10	100%
HSI - Na Kolea Rooming House (TH for Working Singles)		6	6	100%
HSI - Kulaokahua Apts (TH for the Elderly)		4	4	100%
Institute for Human Services	8	224	232	97%
IHS - Behavioral Health ES		5	5	100%
IHS - ESG Rapid Re-housing	1	3	4	75%
IHS - Hale Mauiola Program (Sand Island ES)		24	24	100%
IHS - HPO RRH Rapid Re-Housing		4	4	100%
IHS - Kaa`ahi Families ES		11	11	100%
IHS - Kaa`ahi Women's ES		28	28	100%
IHS - Oahu Region 1 - Street Outreach (HPO)	2	19	21	90%
IHS - Oahu Region 2 - Street Outreach (HPO)		28	28	100%
IHS - Oahu Region 4 - Street Outreach (HPO)		3	3	100%
IHS - Sumner Men's ES	2	55	57	96%
IHS - TBH Medical Respite (ES)		10	10	100%
IHS - AMHD Street Outreach Program		6	6	100%
IHS - New Youth Rapid Re-Housing 2016 (NYRRH 2016)		4	4	100%
IHS - HPP Rapid Re-housing		4	4	100%
IHS - HPO RRH Homeless Prevention	3	13	16	81%
IHS - HPP Homelessness Prevention		4	4	100%
IHS - SPC Home At Last 2010		3	3	100%
Ka Hale A Ke Ola, Inc		44	44	100%
KHAKO - Central Emergency Shelter		32	32	100%
KHAKO - Central Transitional Housing		3	3	100%
KHAKO - Westside ES		6	6	100%
KHAKO - Westside TH		3	3	100%
Kalihi Palama Health Center	1	79	80	99%
KPHC - Oahu Region 1 - Street Outreach (HPO)	1	47	48	98%
KPHC - Oahu Region 6 - Street Outreach (HPO)		7	7	100%
KPHC - PATH Street Outreach Program		23	23	100%
KPHC - ESG Homelessness Prevention		2	2	100%
Kauai Economic Opportunity	1	64	65	98%
KEO - Kauai All Regions - Street Outreach (HPO)		48	48	100%
KEO - Mana'olana Emergency		15	15	100%
KEO - Mana'olana Transitional Housing		1	1	100%
KEO - Kome Transitional Housing Program	1		1	0%
Kealahou West Oahu	2	4	6	67%
KWO - Onelau`ena Emergency Shelter	2	3	5	60%
KWO - Onemalu Transitional Housing		1	1	100%
Legal Aid Society of Hawaii		52	52	100%

**Consent to Share Data by Organization and Program
Adult Intakes During July 2018**

Organization/Program	No	Yes	Grand Total	% Consent
LASH - HPO Legal Services Program		51	51	100%
LASH - SSVF Legal Services Program		1	1	100%
Mental Health Kokua		6	6	100%
MHK - PATH Street Outreach Program		2	2	100%
MHK - Safe Haven Permanent Supportive Housing		1	1	100%
MHK - Oahu Activity Center Homeless Outreach Program		3	3	100%
Salvation Army FSO		3	3	100%
SARMY - FSO HPO RRH Rapid Re-Housing		3	3	100%
Salvation Army Maui	14		14	0%
SARMY - Maui Homeless Outreach Program	14		14	0%
Shelter of Wisdom		7	7	100%
SOW - Hearts of Joy		2	2	100%
SOW - Streams of Joy 2		3	3	100%
SOW - Great Joy 1		1	1	100%
SOW - Great Joy 3		1	1	100%
Steadfast Housing Development Corporation		5	5	100%
SHDC - Eha S+C		1	1	100%
SHDC - Ekolu Group Homes Ahukini (Oahu)		1	1	100%
SHDC - Kalaeloa (Headway House) CoC Funded (Oahu)		2	2	100%
SHDC - Hale Ulu Pono TH		1	1	100%
USVETS	2	110	112	98%
USVETS - BP Ewa HOPTel		1	1	100%
USVETS - BP GPD Bridge Housing		4	4	100%
USVETS - BP GPD Clinical Treatment		11	11	100%
USVETS - BP GPD Low Demand		6	6	100%
USVETS - BP Hilo HOPTel Program		1	1	100%
USVETS - BP Oahu Region 3 - Street Outreach (HPO)		2	2	100%
USVETS - BP Pearl City HOPTel		2	2	100%
USVETS - BP Respite Beds Barbers Point		1	1	100%
USVETS - SSVF Priority 1 Homeless Prevention		6	6	100%
USVETS - SSVF Priority 1 Rapid Re-housing		23	23	100%
USVETS - WCC Emergency Shelter	1	28	29	97%
USVETS - WCC HPO RRH Homeless Prevention	1	15	16	94%
USVETS - BP Leeward PSH		1	1	100%
USVETS - BP HPO Housing First PSH		1	1	100%
USVETS - WCC ESG Rapid Re-Housing 2017		5	5	100%
USVETS - BP Pearl City Seniors HOPTel		2	2	100%
USVETS - WCC HOPTel		1	1	100%
Waianae Coast Comprehensive Health Center	16	23	39	59%
WCCHC - Homeless Outreach Program	16	23	39	59%
Waikiki Health		36	36	100%
WH - Next Step Emergency Shelter		36	36	100%
Waimanalo Health Center		4	4	100%
NALO - Waimanalo Health Center Street Outreach		4	4	100%
Women In Need		4	4	100%

**Consent to Share Data by Program Type
Active Adults During July 2018**

Program Types	No	Yes	Grand Total	% Consent
Emergency Shelter (ES)	52	1,487	1,539	97%
Homeless Outreach	364	1,666	2,030	82%
Homeless Prevention	81	722	803	90%
Permanent Supportive Housing (PSH) and PH	460	833	1,293	64%
Rapid Re-Housing (RRH)	81	1,196	1,277	94%
Services Only program	7	284	291	98%
Transitional Housing (TH)	60	825	885	93%
Grand Total	1,105	7,013	8,118	86%

**Consent to Share Data by Organization and Program
Active Adults During July 2018**

Organization/Program	No	Yes	Grand Total	% Consent
ALEA Bridge	1	26	27	96%
ALEA - Street Outreach Program	1	22	23	96%
ALEA - ESG Rapid Rehousing		4	4	100%
Alternative Structures International	39	338	377	90%
ASI - HPO RRH Homeless Prevention	1	20	21	95%
ASI - HPO RRH Rapid Re-Housing	9	88	97	91%
ASI - Kauhale Kamaile		4	4	100%
ASI - Leeward CoC PSH		29	29	100%
ASI - Ohana Ola O Kahumana	18	93	111	84%
ASI - Ulu Ke Kukui (Villages of Maili)	11	102	113	90%
ASI - ESG Rapid Re-Housing		2	2	100%
Catholic Charities Hawaii	74	626	700	89%
CCH - HPO NI Housing First (Kauai)		8	8	100%
CCH - HPO RRH Homeless Prevention (Kauai)		4	4	100%
CCH - HPO RRH Rapid Re-Housing (Kauai)	1	19	20	95%
CCH - HPP Homeless Prevention	14	114	128	89%
CCH - HPP Rapid Re-housing	44	251	295	85%
CCH - Kakaako Family Assessment Center	6	21	27	78%
CCH - Ma'ili Land Transitional Housing		21	21	100%
CCH - SHEG NI Homelessness Prevention	3	47	50	94%
CCH - SHEG NI Rapid Rehousing		10	10	100%
CCH - SHEG Oahu Homelessness Prevention	5	71	76	93%
CCH - SHEG Oahu Rapid Re-Housing		6	6	100%
CCH - SSVF Priority 1 Homeless Prevention		4	4	100%
CCH - SSVF Priority 1 Rapid Rehousing	1	50	51	98%
CHOW Project		21	21	100%
CHOW - Oahu Region 1 - Street Outreach (HPO) (CLOSED)		20	20	100%
CHOW - Oahu Region 6 - Street Outreach (HPO) (CLOSED)		1	1	100%
Family Life Center	2	487	489	100%
FLC - ESG Kauai Rapid Re-housing		23	23	100%
FLC - ESG Maui Rapid Re-housing		23	23	100%
FLC - Ho'olanani		12	12	100%
FLC - HPO NI Housing First		31	31	100%
FLC - HPO RRH Rapid Re-Housing		20	20	100%
FLC - HPP Kauai Homelessness Prevention		13	13	100%

**Consent to Share Data by Organization and Program
Active Adults During July 2018**

Organization/Program	No	Yes	Grand Total	% Consent
FLC - HPP Kauai Rapid Re-housing		21	21	100%
FLC - HPP Maui Homelessness Prevention		49	49	100%
FLC - HPP Maui Rapid Re-housing		21	21	100%
FLC - Maui Regions 1, 2, 3, 6 - Street Outreach (HPO)	1	109	110	99%
FLC - Maui Regions 4, 5 - Street Outreach (HPO)	1	97	98	99%
FLC - Rental Assistance Program (RAP)		4	4	100%
FLC - S+C 1		2	2	100%
FLC - S+C 2		20	20	100%
FLC - S+C 3		10	10	100%
FLC - S+C 6 (Eha split)		25	25	100%
FLC - HPO RRH Homeless Prevention		6	6	100%
FLC - ESG Kauai Homelessness Prevention		1	1	100%
Family Promise of Hawaii		27	27	100%
FPH - Honolulu Family Center		8	8	100%
FPH - Windward Family Center		6	6	100%
FPH - ESG Rapid Rehousing		13	13	100%
Gregory House Programs	52	58	110	53%
GHP - Community Residential Program TH	5	17	22	77%
GHP - ESG Homeless Prevention		9	9	100%
GHP - ESG Rapid Re-Housing		6	6	100%
GHP - HOPWA Formula - PSH TBRA	18	9	27	33%
GHP - HOPWA Gregory House (Competitive TH)	4	7	11	64%
GHP - HOPWA SPNS - Competitive PSH TBRA	25	10	35	29%
Hale Kipa		5	5	100%
HKIPA - Apana Women's Shelter TLP		2	2	100%
HKIPA - Maka'aloa Men's TLP		3	3	100%
HNP - Hale Na'au Pono AMHD Street Outreach Program		1	1	100%
HAP - Na Kahua Hale O Ulu Wini		17	17	100%
Hawaii Island Home for Recovery	3	39	42	93%
HIHR - PSH 1	3	10	13	77%
HIHR - PSH 2		3	3	100%
HIHR - PSH 3		5	5	100%
HIHR - PSH 4		5	5	100%
HIHR - Transitional Housing		16	16	100%
HNO - Weinberg Village Waimanalo	3	50	53	94%
Honolulu Community Action Program	8	142	150	95%
HCAP - HPO RRH Homeless Prevention	6	35	41	85%
HCAP - HPO RRH Rapid Re-Housing		35	35	100%
HCAP - Kumuhonua	2	72	74	97%
HKO - Lahilahi		7	7	100%
HOPE Services Hawaii, Inc.	6	574	580	99%
HOPE - East Hawaii Emergency Mens Program ES		40	40	100%
HOPE - ESG Homelessness Prevention		1	1	100%
HOPE - ESG Rapid Re-housing		5	5	100%
HOPE - Hawaii Regions 1, 8, 9, 10 - Street Outreach (HPO)	1	39	40	98%
HOPE - Hawaii Regions 2, 3, 4, 5, 6, 7 - Street Outreach (HPO)	1	56	57	98%
HOPE - HPO NI Housing First		77	77	100%

**Consent to Share Data by Organization and Program
Active Adults During July 2018**

Organization/Program	No	Yes	Grand Total	% Consent
HOPE - HPO RRH Homeless Prevention		5	5	100%
HOPE - HPO RRH Rapid Re-Housing		79	79	100%
HOPE - HPP Homelessness Prevention		34	34	100%
HOPE - HPP Rapid Re-housing		92	92	100%
HOPE - Kiheipua	3	23	26	88%
HOPE - Kukui S+C Program		47	47	100%
HOPE - Kuleana House		5	5	100%
HOPE - New Start		11	11	100%
HOPE - PATH Street Outreach Program	1	22	23	96%
HOPE - West Hawaii Emergency Housing Program		35	35	100%
HOPE - Wilder House		3	3	100%
Housing Solutions, Inc.		99	99	100%
HSI - Kulaokahua Apts (TH for the Elderly)		32	32	100%
HSI - Na Kolea Rooming House (TH for Working Singles)		67	67	100%
Institute for Human Services	202	1434	1636	88%
IHS - AMHD Street Outreach Program		9	9	100%
IHS - Behavioral Health ES	5	15	20	75%
IHS - City FY15 Housing First PSH	19	112	131	85%
IHS - ESG Homelessness Prevention	17	75	92	82%
IHS - ESG Rapid Re-housing	8	55	63	87%
IHS - Hale Mauiola Program (Sand Island ES)		111	111	100%
IHS - HOMES Clean & Sober	2	24	26	92%
IHS - HPO RRH Homeless Prevention	3	14	17	82%
IHS - HPO RRH Rapid Re-Housing	3	38	41	93%
IHS - HPP Homelessness Prevention	9	79	88	90%
IHS - HPP Rapid Re-housing	3	50	53	94%
IHS - Kaa`ahi Families ES	1	47	48	98%
IHS - Kaa`ahi Women's ES	2	91	93	98%
IHS - New PSH 2013 (CoC Funded)	13	17	30	57%
IHS - New Youth Rapid Re-Housing 2016 (NYRRH 2016)	1	15	16	94%
IHS - Oahu Region 1 - Street Outreach (HPO)	7	98	105	93%
IHS - Oahu Region 2 - Street Outreach (HPO)	10	173	183	95%
IHS - Oahu Region 4 - Street Outreach (HPO)	10	89	99	90%
IHS - RRH Bridge Funding (AUW FY2017)		1	1	100%
IHS - SPC Home At Last 2010	64	16	80	20%
IHS - SPC Home Sweet Home	2	7	9	78%
IHS - SPC Home Sweet Home II	4	13	17	76%
IHS - SPC No Place Like Home	8	9	17	53%
IHS - Sumner Men's ES	10	250	260	96%
IHS - TBH Medical Respite (ES)	1	26	27	96%
Ka Hale A Ke Ola, Inc	1	273	274	100%
KHAKO - Central Emergency Shelter	1	146	147	99%
KHAKO - Central Transitional Housing		18	18	100%
KHAKO - Westside ES		93	93	100%
KHAKO - Westside TH		16	16	100%
Kalihi Palama Health Center	212	336	548	61%
KPHC - ESG Homelessness Prevention		21	21	100%

**Consent to Share Data by Organization and Program
Active Adults During July 2018**

Organization/Program	No	Yes	Grand Total	% Consent
KPHC - ESG Rapid Re-housing	3	16	19	84%
KPHC - New Beginnings S+C Program	116	46	162	28%
KPHC - Oahu Region 1 - Street Outreach (HPO)	85	165	250	66%
KPHC - Oahu Region 2 - Street Outreach (HPO)	5	5	10	50%
KPHC - Oahu Region 6 - Street Outreach (HPO)		16	16	100%
KPHC - PATH Street Outreach Program	3	66	69	96%
KPHC - PATH Services Only Program		1	1	100%
Kauai Economic Opportunity	24	322	346	93%
KEO - ESG Homelessness Prevention	15	22	37	59%
KEO - Kauai All Regions - Street Outreach (HPO)	3	213	216	99%
KEO - Kome Transitional Housing Program	1	2	3	67%
KEO - Komohana Group Home TH		3	3	100%
KEO - Lihue Court Transitional Housing		6	6	100%
KEO - Mana'olana Emergency	1	70	71	99%
KEO - Mana'olana Transitional Housing	1	5	6	83%
KEO - Pa`a Hana PSH	3	1	4	25%
Kealahou West Oahu	27	216	243	89%
KWO - Oahu Region 7 - Street Outreach (HPO)	11	61	72	85%
KWO - Onelau`ena Emergency Shelter	9	90	99	91%
KWO - Onemalu Transitional Housing	7	65	72	90%
Legal Aid Society of Hawaii	7	285	292	98%
LASH - HPO Legal Services Program	7	283	290	98%
LASH - SSVF Legal Services Program		2	2	100%
Maui AIDS Foundation	20		20	0%
MAF - HOPWA Formula - PSH TBRA	18		18	0%
MAF - HOPWA Formula STRMU	2		2	0%
MYFS - BCP Homeless Prevention Program	2		2	0%
Mental Health Kokua	3	50	53	94%
MHK - Oahu Activity Center Homeless Outreach Program		20	20	100%
MHK - PATH Street Outreach Program		7	7	100%
MHK - Safe Haven Permanent Supportive Housing	3	23	26	88%
Salvation Army FSO	3	108	111	97%
SARMY - FSO HPO RRH Homeless Prevention		47	47	100%
SARMY - FSO HPO RRH Rapid Re-Housing	3	48	51	94%
SARMY - FSO Pathway of Hope Transitional Housing		13	13	100%
SARMY - Ka Ohu Hou O Manoa FTS	6	9	15	60%
SARMY - Maui Homeless Outreach Program	52	6	58	10%
SARMY - Big Island RHY TLP	1		1	0%
Shelter of Wisdom	6	58	64	91%
SOW - Great Joy 1	1	8	9	89%
SOW - Great Joy 2	1	7	8	88%
SOW - Great Joy 3		9	9	100%
SOW - Great Joy 4	1	5	6	83%

**Consent to Share Data by Organization and Program
Active Adults During July 2018**

Organization/Program	No	Yes	Grand Total	% Consent
SOW - Streams of Joy 1	1	5	6	83%
SOW - Streams of Joy 2	1	10	11	91%
SOW - Hearts of Joy	1	14	15	93%
Steadfast Housing Development Corporation	123	110	233	47%
SHDC - Eha S+C	14	15	29	52%
SHDC - Eono S+C	1	4	5	80%
SHDC - Hale Ulu Pono TH		5	5	100%
SHDC - Kaahele CoC Funded (Kauai)	2	3	5	60%
SHDC - Kalaeloa (Headway House) CoC Funded (Oahu)	14	21	35	60%
SHDC - Kaulana CoC Funded (Maui)	2	2	4	50%
SHDC - Kulalani CoC Funded (Maui)	5	1	6	17%
SHDC - Oahu Shelter Plus Care Program	83	51	134	38%
SHDC - Ekolu Group Homes Ahukini (Oahu)		4	4	100%
SHDC - Ekolu Group Homes Kaukama (Oahu)		2	2	100%
SHDC - Ekolu Group Homes Komo Mai (Oahu)	2	2	4	50%
USVETS	54	832	886	94%
USVETS - BP Ewa HOPTEL		5	5	100%
USVETS - BP GPD Bridge Housing		45	45	100%
USVETS - BP GPD Clinical Treatment		43	43	100%
USVETS - BP GPD Low Demand		35	35	100%
USVETS - BP Hilo HOPTEL Program		6	6	100%
USVETS - BP HPO Housing First PSH	17	63	80	79%
USVETS - BP Kauai HOPTEL Program		5	5	100%
USVETS - BP Leeward PSH		19	19	100%
USVETS - BP Oahu Region 3 - Street Outreach (HPO)		51	51	100%
USVETS - BP Oahu Region 5 - Street Outreach (HPO)		72	72	100%
USVETS - BP Pearl City HOPTEL		7	7	100%
USVETS - BP Pearl City Seniors HOPTEL		6	6	100%
USVETS - BP Permanent Supportive Housing CoC	5	7	12	58%
USVETS - BP PH2 CHAMPS VET FAMILIES	8	9	17	53%
USVETS - BP Respite Beds Barbers Point		11	11	100%
USVETS - SSVF Priority 1 Homeless Prevention	3	32	35	91%
USVETS - SSVF Priority 1 Rapid Re-housing	3	133	136	98%
USVETS - WCC Emergency Shelter	6	136	142	96%
USVETS - WCC ESG Rapid Re-Housing 2017		17	17	100%
USVETS - WCC HOPTEL		4	4	100%
USVETS - WCC Housing First Increment II (City)	11	91	102	89%
USVETS - WCC HPO RRH Homeless Prevention	1	19	20	95%
USVETS - WCC HPO RRH Rapid Re-Housing		16	16	100%
WCCHC - Homeless Outreach Program	171	214	385	56%
WH - Next Step Emergency Shelter	1	165	166	99%
NALO - Waimanalo Health Center Street Outreach	1	32	33	97%
Women In Need	1	46	47	98%
WIN - Bridge To Success Halawa TH (formerly Waianae)		19	19	100%
WIN - Bridge To Success Kauai TH	1	19	20	95%
WIN - Family House Aiea TH		8	8	100%
Grand Total	1105	7013	8118	86%

**Length of Stay by Program Type - Statewide
Exits During July 2018**

Program Type	# Exits in July	Average Days to Exit
Emergency Shelter (ES)	428	104
Homeless Outreach	227	103
Homeless Prevention	160	108
Permanent Supportive Housing (PSH)	14	1232
Rapid Re-Housing (RRH)	211	194
Services Only program	26	181
Transitional Housing (TH)	172	247
Grand Total	1238	154

**Length of Stay by County and Program Type
Exits During July 2018**

County/Program Type	# Exits in July	Average Days to Exit
Hawaii	157	158
Emergency Shelter (ES)	44	72
Homeless Outreach	28	189
Homeless Prevention	26	63
Permanent Supportive Housing (PSH)	4	1308
Rapid Re-Housing (RRH)	53	178
Transitional Housing (TH)	2	31
Kauai	34	165
Emergency Shelter (ES)	15	116
Homeless Outreach	1	151
Transitional Housing (TH)	18	206
Maui	195	153
Emergency Shelter (ES)	85	141
Homeless Outreach	71	97
Homeless Prevention	16	98
Permanent Supportive Housing (PSH)	1	3988
Rapid Re-Housing (RRH)	3	236
Transitional Housing (TH)	19	250
Oahu	852	153
Emergency Shelter (ES)	284	98
Homeless Outreach	127	87
Homeless Prevention	118	119
Permanent Supportive Housing (PSH)	9	892
Rapid Re-Housing (RRH)	155	198
Services Only program	26	181
Transitional Housing (TH)	133	256
Grand Total	1238	154

**Length of Stay by Organization and Program
Exits During July 2018**

Organization/Program	# Exits in July	Average Days to Exit
ALEA Bridge	1	384
ALEA - Street Outreach Program	1	384
Alternative Structures International	47	266
ASI - Ohana Ola O Kahumana	9	289
ASI - Ulu Ke Kukui (Villages of Maili)	37	267
ASI - HPO RRH Rapid Re-Housing	1	37
Catholic Charities Hawaii	83	105
CCH - HPP Rapid Re-housing	15	230
CCH - Kakaako Family Assessment Center	15	66
CCH - Ma'ili Land Transitional Housing	5	365
CCH - SHEG Oahu Homelessness Prevention	8	48
CCH - SSVF Priority 1 Rapid Rehousing	9	101
CCH - SHEG Oahu Rapid Re-Housing	6	54
CCH - SHEG NI Homelessness Prevention	21	34
CCH - SHEG NI Rapid Rehousing	4	26
CHOW Project	15	166
CHOW - Oahu Region 1 - Street Outreach (HPO) (CLOSED)	15	166
Family Life Center	97	89
FLC - Ho'olanani	15	53
FLC - HPP Maui Homelessness Prevention	15	94
FLC - Maui Regions 1, 2, 3, 6 - Street Outreach (HPO)	28	95
FLC - Maui Regions 4, 5 - Street Outreach (HPO)	39	96
Family Promise of Hawaii	9	24
FPH - Windward Family Center	4	33
FPH - Honolulu Family Center	2	36
FPH - ESG Rapid Rehousing	3	5
Gregory House Programs	3	133
GHP - Community Residential Program TH	3	133
Hawaii Island Home for Recovery	1	1282
HIHR - PSH 1	1	1282
Holomua Na Ohana	18	282
HNO - Weinberg Village Waimanalo	18	282
Honolulu Community Action Program	4	551
HCAP - Kumuhonua	4	551
HOPE Services Hawaii, Inc.	128	149
HOPE - East Hawaii Emergency Mens Program ES	19	71
HOPE - Hawaii Regions 1, 8, 9, 10 - Street Outreach (HPO)	1	246
HOPE - Hawaii Regions 2, 3, 4, 5, 6, 7 - Street Outreach (HPO)	20	186
HOPE - HPO NI Housing First	1	377
HOPE - HPO RRH Rapid Re-Housing	33	185
HOPE - HPP Rapid Re-housing	16	200
HOPE - Kiheipua	15	83
HOPE - PATH Street Outreach Program	7	187
HOPE - West Hawaii Emergency Housing Program	9	56
HOPE - ESG Homelessness Prevention	1	0
HOPE - HPP Homelessness Prevention	4	234
HOPE - Kuleana House	2	31
Housing Solutions, Inc.	12	369
HSI - Na Kolea Rooming House (TH for Working Singles)	8	276
HSI - Kulaokahua Apts (TH for the Elderly)	4	555
Institute for Human Services	367	139
IHS - Behavioral Health ES	5	35
IHS - ESG Homelessness Prevention	13	301

**Length of Stay by Organization and Program
Exits During July 2018**

Organization/Program	# Exits in July	Average Days to Exit
IHS - HPP Homelessness Prevention	50	172
IHS - Kaa`ahi Families ES	43	111
IHS - Kaa`ahi Women's ES	26	60
IHS - Oahu Region 2 - Street Outreach (HPO)	6	18
IHS - Oahu Region 4 - Street Outreach (HPO)	3	162
IHS - Sumner Men's ES	48	83
IHS - TBH Medical Respite (ES)	11	28
IHS - Hale Mauiola Program (Sand Island ES)	31	75
IHS - HPP Rapid Re-housing	45	187
IHS - Oahu Region 1 - Street Outreach (HPO)	6	178
IHS - HPO RRH Homeless Prevention	29	12
IHS - HPO RRH Rapid Re-Housing	46	321
IHS - AMHD Street Outreach Program	3	32
IHS - SPC Home Sweet Home II	2	30
Ka Hale A Ke Ola, Inc	89	179
KHAKO - Central Emergency Shelter	33	148
KHAKO - Central Transitional Housing	7	83
KHAKO - Westside ES	37	170
KHAKO - Westside TH	12	348
Kalihi Palama Health Center	66	156
KPHC - Oahu Region 1 - Street Outreach (HPO)	52	65
KPHC - PATH Street Outreach Program	9	63
KPHC - New Beginnings S+C Program	4	1544
KPHC - Oahu Region 2 - Street Outreach (HPO)	1	174
Kauai Economic Opportunity	31	170
KEO - Mana'olana Emergency	12	116
KEO - Mana'olana Transitional Housing	4	184
KEO - Kauai All Regions - Street Outreach (HPO)	1	151
KEO - Lihue Court Transitional Housing	14	213
Kealahou West Oahu	40	161
KWO - Onelau`ena Emergency Shelter	2	330
KWO - Oahu Region 7 - Street Outreach (HPO)	28	72
KWO - Onemalu Transitional Housing	10	376
Legal Aid Society of Hawaii	26	181
LASH - HPO Legal Services Program	26	181
Mental Health Kokua	4	90
MHK - Oahu Activity Center Homeless Outreach Program	1	90
MHK - PATH Street Outreach Program	3	90
Salvation Army FSO	4	26
SARMY - FSO HPO RRH Homeless Prevention	1	0
SARMY - FSO Pathway of Hope Transitional Housing	3	34
Salvation Army Maui	1	175
SARMY - Maui Homeless Outreach Program	1	175
Shelter of Wisdom	3	254
SOW - Great Joy 3	2	230
SOW - Hearts of Joy	1	304
Steadfast Housing Development Corporation	3	2521
SHDC - Eha S+C	1	3988
SHDC - Eono S+C	2	1787
USVETS	135	123
USVETS - BP Ewa HOPTTEL	3	17
USVETS - BP GPD Bridge Housing	15	89
USVETS - BP GPD Clinical Treatment	8	179

**Length of Stay by Organization and Program
Exits During July 2018**

Organization/Program	# Exits in July	Average Days to Exit
USVETS - BP GPD Low Demand	9	106
USVETS - BP Hilo HOPTTEL Program	1	82
USVETS - BP Kauai HOPTTEL Program	3	114
USVETS - BP Pearl City Seniors HOPTTEL	2	108
USVETS - BP Respite Beds Barbers Point	3	101
USVETS - SSVF Priority 1 Homeless Prevention	6	79
USVETS - SSVF Priority 1 Rapid Re-housing	24	89
USVETS - WCC Emergency Shelter	33	159
USVETS - WCC HOPTTEL	1	124
USVETS - WCC HPO RRH Homeless Prevention	11	25
USVETS - SSVF Priority 2 Rapid Re-housing	3	236
USVETS - BP HPO Housing First PSH	2	899
USVETS - BP Pearl City HOPTTEL	3	111
USVETS - WCC ESG Rapid Re-Housing 2017	6	117
USVETS - SSVF Priority 2 Homeless Prevention	1	158
USVETS - WCC Housing First Increment II (City)	1	0
Waianae Coast Comprehensive Health Center	1	90
WCCHC - Homeless Outreach Program	1	90
Waikiki Health	49	118
WH - Next Step Emergency Shelter	49	118
Waimanalo Health Center	1	90
NALO - Waimanalo Health Center Street Outreach	1	90
Grand Total	1238	154

Timeliness Report - July 2018 (Intakes)

Date Range: 7/1/2018 - 7/31/2018

Average Days Taken to Input Enrollments (clients enrolled during reporting period)			
Program Name	Program Type	Clients Enrolled	Avg Days to Input
Hawaii County VI SPDAT v2 Family	Coordinated Assessment	51	3.12
Hawaii County VI SPDAT v2 Individual	Coordinated Assessment	22	1.77
Kauai County VI SPDAT v2 Family	Coordinated Assessment	15	0.93
Kauai County VI SPDAT v2 Individual	Coordinated Assessment	24	0.58
Kauai County VI SPDAT v2 TAY	Coordinated Assessment	2	0.00
Maui County VI SPDAT v2 Family	Coordinated Assessment	43	0.65
Maui County VI SPDAT v2 Individual	Coordinated Assessment	27	0.52
Oahu County VI SPDAT v2 Family	Coordinated Assessment	182	3.16
Oahu County VI SPDAT v2 Individual	Coordinated Assessment	191	1.10
Oahu County VI SPDAT v2 TAY	Coordinated Assessment	13	0.00
CCH - Kakaako Family Assessment Center	Emergency Shelter (ES)	12	2.25
FLC - Ho'olanani	Emergency Shelter (ES)	3	0.00
FPH - Honolulu Family Center	Emergency Shelter (ES)	3	0.00
FPH - Windward Family Center	Emergency Shelter (ES)	6	0.00
HKIPA - Girls Shelter BCP ES	Emergency Shelter (ES)	1	15.00
HOPE - East Hawaii Emergency Mens Program ES	Emergency Shelter (ES)	9	0.00
HOPE - Kiheipua	Emergency Shelter (ES)	11	0.00
HOPE - West Hawaii Emergency Housing Program	Emergency Shelter (ES)	4	0.00
IHS - Behavioral Health ES	Emergency Shelter (ES)	5	0.20
IHS - Hale Mauiola Program (Sand Island ES)	Emergency Shelter (ES)	24	1.46
IHS - Kaa`ahi Families ES	Emergency Shelter (ES)	26	0.77
IHS - Kaa`ahi Women's ES	Emergency Shelter (ES)	28	0.00
IHS - Sumner Men's ES	Emergency Shelter (ES)	57	3.00
IHS - TBH Medical Respite (ES)	Emergency Shelter (ES)	10	1.20
KEO - Mana'olana Emergency	Emergency Shelter (ES)	15	0.07
KHAKO - Central Emergency Shelter	Emergency Shelter (ES)	45	1.89
KHAKO - Westside ES	Emergency Shelter (ES)	10	0.00
KWO - Onelau`ena Emergency Shelter	Emergency Shelter (ES)	10	5.10
SOW - Great Joy 1	Emergency Shelter (ES)	1	18.00
SOW - Great Joy 3	Emergency Shelter (ES)	1	2.00
SOW - Hearts of Joy	Emergency Shelter (ES)	2	9.50
SOW - Streams of Joy 2	Emergency Shelter (ES)	3	0.33
USVETS - BP Ewa HOPTel	Emergency Shelter (ES)	1	1.00
USVETS - BP Hilo HOPTel Program	Emergency Shelter (ES)	1	0.00
USVETS - BP Pearl City HOPTel	Emergency Shelter (ES)	2	0.50
USVETS - BP Pearl City Seniors HOPTel	Emergency Shelter (ES)	2	2.00
USVETS - BP Respite Beds Barbers Point	Emergency Shelter (ES)	1	0.00
USVETS - WCC Emergency Shelter	Emergency Shelter (ES)	39	3.23
USVETS - WCC HOPTel	Emergency Shelter (ES)	1	0.00
WH - Next Step Emergency Shelter	Emergency Shelter (ES)	36	1.61
CCH - HPP Homeless Prevention	Homelessness Prevention	69	2.97
CCH - SHEG NI Homelessness Prevention	Homelessness Prevention	38	0.84
CCH - SHEG Oahu Homelessness Prevention	Homelessness Prevention	99	0.61
FLC - ESG Kauai Homelessness Prevention	Homelessness Prevention	1	2.00
FLC - HPO RRH Homeless Prevention	Homelessness Prevention	11	12.73
FLC - HPP Kauai Homelessness Prevention	Homelessness Prevention	6	13.00
FLC - HPP Maui Homelessness Prevention	Homelessness Prevention	28	0.68
GHP - ESG Homeless Prevention	Homelessness Prevention	3	0.67
HCAP - HPO RRH Homeless Prevention	Homelessness Prevention	10	0.30
HOPE - ESG Homelessness Prevention	Homelessness Prevention	1	0.00
HOPE - HPO RRH Homeless Prevention	Homelessness Prevention	1	4.00
HOPE - HPP Homelessness Prevention	Homelessness Prevention	6	4.00
IHS - HPO RRH Homeless Prevention	Homelessness Prevention	29	4.14
IHS - HPP Homelessness Prevention	Homelessness Prevention	10	5.80
KPHC - ESG Homelessness Prevention	Homelessness Prevention	2	0.00
USVETS - SSVF Priority 1 Homeless Prevention	Homelessness Prevention	14	5.64

Timeliness Report - July 2018 (Intakes)

Date Range: 7/1/2018 - 7/31/2018

Average Days Taken to Input Enrollments (clients enrolled during reporting period)			
Program Name	Program Type	Clients Enrolled	Avg Days to Input
USVETS - WCC HPO RRH Homeless Prevention	Homelessness Prevention	47	0.36
FLC - HPO NI Housing First	PH - Permanent Supportive Housing	1	2.00
HIHR - PSH 3	PH - Permanent Supportive Housing	2	0.00
HOPE - HPO NI Housing First	PH - Permanent Supportive Housing	3	8.00
HOPE - Kukui S+C Program	PH - Permanent Supportive Housing	3	9.67
IHS - SPC Home At Last 2010	PH - Permanent Supportive Housing	3	2.00
MHK - Safe Haven Permanent Supportive Housing	PH - Permanent Supportive Housing	1	0.00
SHDC - Eha S+C	PH - Permanent Supportive Housing	1	0.00
SHDC - Ekolu Group Homes Ahukini (Oahu)	PH - Permanent Supportive Housing	1	8.00
SHDC - Kalaeloa (Headway House) CoC Funded (Oahu)	PH - Permanent Supportive Housing	2	1.50
USVETS - BP HPO Housing First PSH	PH - Permanent Supportive Housing	1	7.00
USVETS - BP Leeward PSH	PH - Permanent Supportive Housing	1	2.00
ALEA - ESG Rapid Rehousing	PH - Rapid Re-Housing	4	5.00
ASI - ESG Rapid Re-Housing	PH - Rapid Re-Housing	5	1.20
ASI - HPO RRH Rapid Re-Housing	PH - Rapid Re-Housing	5	4.00
CCH - HPO RRH Rapid Re-Housing (Kauai)	PH - Rapid Re-Housing	1	0.00
CCH - HPP Rapid Re-housing	PH - Rapid Re-Housing	9	1.67
CCH - SHEG NI Rapid Rehousing	PH - Rapid Re-Housing	8	1.88
CCH - SHEG Oahu Rapid Re-Housing	PH - Rapid Re-Housing	2	1.00
CCH - SSVF Priority 1 Rapid Rehousing	PH - Rapid Re-Housing	6	0.17
FLC - ESG Kauai Rapid Re-housing	PH - Rapid Re-Housing	4	1.00
FLC - ESG Maui Rapid Re-housing	PH - Rapid Re-Housing	11	3.00
FLC - HPO RRH Rapid Re-Housing	PH - Rapid Re-Housing	13	2.54
FLC - HPP Kauai Rapid Re-housing	PH - Rapid Re-Housing	4	1.00
FLC - HPP Maui Rapid Re-housing	PH - Rapid Re-Housing	14	1.93
FPH - ESG Rapid Rehousing	PH - Rapid Re-Housing	7	0.00
GHP - ESG Rapid Re-Housing	PH - Rapid Re-Housing	1	0.00
HCAP - HPO RRH Rapid Re-Housing	PH - Rapid Re-Housing	5	0.60
HOPE - HPO RRH Rapid Re-Housing	PH - Rapid Re-Housing	7	5.00
HOPE - HPP Rapid Re-housing	PH - Rapid Re-Housing	10	7.60
IHS - ESG Rapid Re-housing	PH - Rapid Re-Housing	7	1.43
IHS - HPO RRH Rapid Re-Housing	PH - Rapid Re-Housing	5	1.60
IHS - HPP Rapid Re-housing	PH - Rapid Re-Housing	7	2.00
IHS - New Youth Rapid Re-Housing 2016 (NYRRH 2016)	PH - Rapid Re-Housing	5	5.60
SARMY - FSO HPO RRH Rapid Re-Housing	PH - Rapid Re-Housing	5	2.40
USVETS - SSVF Priority 1 Rapid Re-housing	PH - Rapid Re-Housing	20	0.65
USVETS - SSVF Priority 2 Rapid Re-housing	PH - Rapid Re-Housing	3	0.33
USVETS - WCC ESG Rapid Re-Housing 2017	PH - Rapid Re-Housing	5	0.00
LASH - HPO Legal Services Program	Services Only	54	0.11
ALEA - Street Outreach Program	Street Outreach	4	2.75
FLC - Maui Regions 1, 2, 3, 6 - Street Outreach (HPO)	Street Outreach	23	0.96
FLC - Maui Regions 4, 5 - Street Outreach (HPO)	Street Outreach	24	1.83
HOPE - Hawaii Regions 2, 3, 4, 5, 6, 7 - Street Outreach (HPO)	Street Outreach	1	6.00
HOPE - PATH Street Outreach Program	Street Outreach	4	2.25
IHS - AMHD Street Outreach Program	Street Outreach	6	0.00
IHS - Oahu Region 1 - Street Outreach (HPO)	Street Outreach	21	1.14
IHS - Oahu Region 2 - Street Outreach (HPO)	Street Outreach	30	1.97
IHS - Oahu Region 4 - Street Outreach (HPO)	Street Outreach	3	3.00
KEO - Kauai All Regions - Street Outreach (HPO)	Street Outreach	60	5.40
KPHC - Oahu Region 1 - Street Outreach (HPO)	Street Outreach	65	3.85
KPHC - Oahu Region 6 - Street Outreach (HPO)	Street Outreach	9	1.44
KPHC - PATH Street Outreach Program	Street Outreach	23	1.83
LASH - SSVF Legal Services Program	Street Outreach	1	0.00
MHK - Oahu Activity Center Homeless Outreach Program	Street Outreach	3	0.00
MHK - PATH Street Outreach Program	Street Outreach	2	0.00
NALO - Waimanalo Health Center Street Outreach	Street Outreach	7	1.43

Timeliness Report - July 2018 (Intakes)

Date Range: 7/1/2018 - 7/31/2018

Average Days Taken to Input Enrollments (clients enrolled during reporting period)			
Program Name	Program Type	Clients Enrolled	Avg Days to Input
SARMY - Maui Homeless Outreach Program	Street Outreach	14	0.00
USVETS - BP Oahu Region 3 - Street Outreach (HPO)	Street Outreach	2	13.00
WCCHC - Homeless Outreach Program	Street Outreach	42	5.38
ASI - Ohana Ola O Kahumana	Transitional Housing (TH)	7	16.14
CCH - Ma'ili Land Transitional Housing	Transitional Housing (TH)	9	0.00
GHP - Community Residential Program TH	Transitional Housing (TH)	3	0.00
HCAP - Kumuhonua	Transitional Housing (TH)	9	0.00
HIHR - Transitional Housing	Transitional Housing (TH)	1	1.00
HNO - Weinberg Village Waimanalo	Transitional Housing (TH)	14	1.57
HOPE - Kuleana House	Transitional Housing (TH)	5	0.00
HOPE - Wilder House	Transitional Housing (TH)	2	0.00
HSI - Kulaokahua Apts (TH for the Elderly)	Transitional Housing (TH)	4	0.00
HSI - Na Kolea Rooming House (TH for Working Singles)	Transitional Housing (TH)	6	0.00
KEO - Kome Transitional Housing Program	Transitional Housing (TH)	1	0.00
KEO - Mana'olana Transitional Housing	Transitional Housing (TH)	1	6.00
KHAKO - Central Transitional Housing	Transitional Housing (TH)	6	0.50
KHAKO - Westside TH	Transitional Housing (TH)	3	0.00
KWO - Onemalu Transitional Housing	Transitional Housing (TH)	1	26.00
SHDC - Hale Ulu Pono TH	Transitional Housing (TH)	1	0.00
USVETS - BP GPD Bridge Housing	Transitional Housing (TH)	4	3.75
USVETS - BP GPD Clinical Treatment	Transitional Housing (TH)	11	0.55
USVETS - BP GPD Low Demand	Transitional Housing (TH)	6	1.00
WIN - Bridge To Success Halawa TH (formerly Waianae)	Transitional Housing (TH)	2	0.00
WIN - Bridge To Success Kauai TH	Transitional Housing (TH)	1	0.00
WIN - Family House Aiea TH	Transitional Housing (TH)	2	13.00
Aggregates		2003	2.15

Timeliness Report - July 2018 (Exits)

Date Range: 7/1/2018 - 7/31/2018

Average Days Taken to Exit Enrollments (clients exited during reporting period)			
Program Name	Program Type	Total Exited Clients	Avg Days to Exit
Hawaii County VI SPDAT v2 Family	Coordinated Assessment	39	2.44
Hawaii County VI SPDAT v2 Individual	Coordinated Assessment	31	3.48
Kauai County VI SPDAT v2 Family	Coordinated Assessment	4	2.00
Kauai County VI SPDAT v2 Individual	Coordinated Assessment	4	9.00
Maui County VI SPDAT v2 Family	Coordinated Assessment	56	6.88
Maui County VI SPDAT v2 Individual	Coordinated Assessment	43	8.35
Oahu County VI SPDAT v2 Family	Coordinated Assessment	104	0.16
Oahu County VI SPDAT v2 Individual	Coordinated Assessment	140	0.58
CCH - Kakaako Family Assessment Center	Emergency Shelter (ES)	12	6.83
FLC - Ho'olanani	Emergency Shelter (ES)	14	0.64
FPH - Honolulu Family Center	Emergency Shelter (ES)	2	0.00
FPH - Windward Family Center	Emergency Shelter (ES)	4	0.00
HOPE - East Hawaii Emergency Mens Program ES	Emergency Shelter (ES)	13	1.15
HOPE - Kiheipua	Emergency Shelter (ES)	13	5.92
HOPE - West Hawaii Emergency Housing Program	Emergency Shelter (ES)	8	2.13
IHS - Behavioral Health ES	Emergency Shelter (ES)	4	1.25
IHS - Hale Mauliola Program (Sand Island ES)	Emergency Shelter (ES)	26	0.46
IHS - Kaa'ahi Families ES	Emergency Shelter (ES)	33	0.27
IHS - Kaa'ahi Women's ES	Emergency Shelter (ES)	21	0.00
IHS - Sumner Men's ES	Emergency Shelter (ES)	47	4.26
IHS - TBH Medical Respite (ES)	Emergency Shelter (ES)	10	7.90
KEO - Mana'olana Emergency	Emergency Shelter (ES)	11	0.00
KHAKO - Central Emergency Shelter	Emergency Shelter (ES)	31	1.94
KHAKO - Westside ES	Emergency Shelter (ES)	29	2.14
KWO - Onelau`ena Emergency Shelter	Emergency Shelter (ES)	2	7.00
SOW - Great Joy 3	Emergency Shelter (ES)	2	2.50
SOW - Hearts of Joy	Emergency Shelter (ES)	1	25.00
USVETS - BP Ewa HOPTEL	Emergency Shelter (ES)	3	1.67
USVETS - BP Hilo HOPTEL Program	Emergency Shelter (ES)	1	1.00
USVETS - BP Kauai HOPTEL Program	Emergency Shelter (ES)	3	1.00
USVETS - BP Pearl City HOPTEL	Emergency Shelter (ES)	3	0.67
USVETS - BP Pearl City Seniors HOPTEL	Emergency Shelter (ES)	2	1.00
USVETS - BP Respite Beds Barbers Point	Emergency Shelter (ES)	1	1.00
USVETS - WCC Emergency Shelter	Emergency Shelter (ES)	24	3.17
USVETS - WCC HOPTEL	Emergency Shelter (ES)	1	2.00
WH - Next Step Emergency Shelter	Emergency Shelter (ES)	37	1.14
CCH - HPP Homeless Prevention	Homelessness Prevention	72	0.00
CCH - SHEG NI Homelessness Prevention	Homelessness Prevention	21	0.00
CCH - SHEG Oahu Homelessness Prevention	Homelessness Prevention	8	0.00
FLC - HPP Maui Homelessness Prevention	Homelessness Prevention	15	7.00
HOPE - ESG Homelessness Prevention	Homelessness Prevention	1	3.00
HOPE - HPP Homelessness Prevention	Homelessness Prevention	4	13.00
IHS - ESG Homelessness Prevention	Homelessness Prevention	13	0.08
IHS - HPO RRH Homeless Prevention	Homelessness Prevention	28	0.00
IHS - HPP Homelessness Prevention	Homelessness Prevention	47	2.68
USVETS - SSVF Priority 1 Homeless Prevention	Homelessness Prevention	6	3.17
USVETS - SSVF Priority 2 Homeless Prevention	Homelessness Prevention	1	3.00
USVETS - WCC HPO RRH Homeless Prevention	Homelessness Prevention	11	1.55
ASI - Kauhale Kamaile	PH – Housing Only	8	0.00
HIHR - PSH 1	PH - Permanent Supportive Housing	1	1.00
IHS - SPC Home Sweet Home II	PH - Permanent Supportive Housing	2	1.00
KPHC - New Beginnings S+C Program	PH - Permanent Supportive Housing	5	2.00
SHDC - Eha S+C	PH - Permanent Supportive Housing	1	0.00
SHDC - Eono S+C	PH - Permanent Supportive Housing	2	0.00
SHDC - Oahu Shelter Plus Care Program	PH - Permanent Supportive Housing	1	8.00
USVETS - BP HPO Housing First PSH	PH - Permanent Supportive Housing	2	0.50
CCH - HPP Rapid Re-housing	PH - Rapid Re-Housing	15	0.00
CCH - SHEG NI Rapid Rehousing	PH - Rapid Re-Housing	4	0.00

Timeliness Report - July 2018 (Exits)

Date Range: 7/1/2018 - 7/31/2018

Average Days Taken to Exit Enrollments (clients exited during reporting period)			
Program Name	Program Type	Total Exited Clients	Avg Days to Exit
CCH - SHEG Oahu Rapid Re-Housing	PH - Rapid Re-Housing	6	0.00
CCH - SSVF Priority 1 Rapid Rehousing	PH - Rapid Re-Housing	10	6.30
HOPE - HPO RRH Rapid Re-Housing	PH - Rapid Re-Housing	33	6.36
HOPE - HPP Rapid Re-housing	PH - Rapid Re-Housing	16	12.00
IHS - HPO RRH Rapid Re-Housing	PH - Rapid Re-Housing	46	1.30
IHS - HPP Rapid Re-housing	PH - Rapid Re-Housing	40	0.50
USVETS - SSVF Priority 1 Rapid Re-housing	PH - Rapid Re-Housing	22	2.14
USVETS - SSVF Priority 2 Rapid Re-housing	PH - Rapid Re-Housing	3	3.00
USVETS - WCC ESG Rapid Re-Housing 2017	PH - Rapid Re-Housing	6	1.00
LASH - HPO Legal Services Program	Services Only	25	0.24
CHOW - Oahu Region 1 - Street Outreach (HPO) (CLOSED)	Street Outreach	10	0.00
CHOW - Oahu Region 6 - Street Outreach (HPO) (CLOSED)	Street Outreach	1	0.00
FLC - Maui Regions 1, 2, 3, 6 - Street Outreach (HPO)	Street Outreach	23	1.35
FLC - Maui Regions 4, 5 - Street Outreach (HPO)	Street Outreach	43	0.88
HOPE - Hawaii Regions 1, 8, 9, 10 - Street Outreach (HPO)	Street Outreach	5	0.00
HOPE - Hawaii Regions 2, 3, 4, 5, 6, 7 - Street Outreach (HPO)	Street Outreach	19	2.95
HOPE - PATH Street Outreach Program	Street Outreach	5	1.40
IHS - AMHD Street Outreach Program	Street Outreach	3	1.33
IHS - Oahu Region 1 - Street Outreach (HPO)	Street Outreach	20	0.00
IHS - Oahu Region 2 - Street Outreach (HPO)	Street Outreach	34	0.00
IHS - Oahu Region 4 - Street Outreach (HPO)	Street Outreach	7	0.00
KEO - Kauai All Regions - Street Outreach (HPO)	Street Outreach	7	0.43
KPHC - Oahu Region 1 - Street Outreach (HPO)	Street Outreach	53	1.40
KPHC - Oahu Region 2 - Street Outreach (HPO)	Street Outreach	1	0.00
KPHC - PATH Street Outreach Program	Street Outreach	8	0.75
KWO - Oahu Region 7 - Street Outreach (HPO)	Street Outreach	26	0.77
MHK - Oahu Activity Center Homeless Outreach Program	Street Outreach	4	0.00
MHK - PATH Street Outreach Program	Street Outreach	3	0.00
SARMY - Maui Homeless Outreach Program	Street Outreach	2	0.00
USVETS - BP Oahu Region 5 - Street Outreach (HPO)	Street Outreach	1	0.00
WCCHC - Homeless Outreach Program	Street Outreach	10	0.00
ASI - Ohana Ola O Kahumana	Transitional Housing (TH)	6	0.00
ASI - Ulu Ke Kukui (Villages of Maili)	Transitional Housing (TH)	37	0.86
CCH - Ma'ili Land Transitional Housing	Transitional Housing (TH)	2	0.00
GHP - Community Residential Program TH	Transitional Housing (TH)	3	21.33
HCAP - Kumuhonua	Transitional Housing (TH)	4	0.00
HNO - Weinberg Village Waimanalo	Transitional Housing (TH)	18	1.44
HOPE - Kuleana House	Transitional Housing (TH)	2	2.00
HSI - Kulaokahua Apts (TH for the Elderly)	Transitional Housing (TH)	4	1.25
HSI - Na Kolea Rooming House (TH for Working Singles)	Transitional Housing (TH)	5	1.20
KEO - Lihue Court Transitional Housing	Transitional Housing (TH)	9	2.56
KEO - Mana'olana Transitional Housing	Transitional Housing (TH)	2	2.00
KHAKO - Central Transitional Housing	Transitional Housing (TH)	2	0.00
KWO - Onemalu Transitional Housing	Transitional Housing (TH)	10	8.00
USVETS - BP GPD Bridge Housing	Transitional Housing (TH)	12	3.92
USVETS - BP GPD Clinical Treatment	Transitional Housing (TH)	8	2.13
USVETS - BP GPD Low Demand	Transitional Housing (TH)	8	1.25
Aggregates		1671	2.04