

From: Carlos Peraro, CPC
To: Harold Brackeen, State of Hawaii, Homeless Programs Administrator
Brandee Menino, BTG Chair; Heather Lusk, PIC Vice Chair
Date: September 20, 2018
Re: August 2018 HMIS Monitoring Reports

Attached for your review and dissemination to Continuum agencies is the August 2018 HMIS monitoring report. Below are brief highlights from the attached reports.

- 1) End of month, August 2018 Census summary by Continuum and Statewide (pp. 2-8)
 - The Statewide census for emergency and transitional programs decreased in August 2018 (3,025) compared to July 2018 (3,046) representing an increase in the emergency shelter census, but a decrease in transitional facilities for Oahu and the Neighbor Islands.
 - The total “vacant beds” compared to the HIC bed capacity was 474 (ES and TH) and 351 (PSH). The increase for PSH compared to July (240) is due to startup of the new program CCH - City HF Increment III. HIC openings can also vary depending on differences in household size.
 - 25 programs on Oahu and 26 programs on the Neighbor Islands had utilization rates of less than 85% or greater than 110%. These programs are marked in red.
 - Statewide active Outreach clients totaled 1,778 including 1,094 on Oahu and 684 on the Neighbor Islands (a decrease from July’s 2,080 outreach clients). This is due in large part to a 330-person decrease on Oahu.

- 2) Consent report for August 2018 (pp. 9-19)
 - VI-SPDAT Assessments: Consent to share data rates for Neighbor Islands and Oahu programs were 97% and 90% respectively; (July’s rates: 94% and 91%). (page 9)
 - By Name List: Consent to share data rates as of Sep 2, 2018 was 94% statewide – a one percentage point increase compared to the July report. Rates for August were: Oahu Families (82%) and Singles (97%). Neighbor Island family and singles rates ranged from 81% (Kauai Families) to 100% (Maui Singles). (page 10).
 - For adult program intakes entered in Aug 2018 (n=974), the statewide consent to share was 95% compared to 94% in July, and a significant improvement from Aug 2017 (55%).
 - Three programs (pp. 11-14) had consent rates below 80% (August Intakes). These programs are highlighted in RED.

- 3) Length of Stay by Agency and Program for clients exiting during August 2018 (pp. 20-23)
 - The average LOS over all programs was 162 days (representing 999 exits), an increase compared to July (154 days). If the 17 permanent supportive housing programs exits are omitted, the average LOS was 151 days.
 - Overall, emergency shelter and homeless prevention programs’ LOS were the shortest (102 and 98 days). As expected, PSH and TH program’s LOS were the longest (801 and 329 days).
 - By County, Maui (135 days) and Kauai (143 days) averaged the shortest LOS, followed by Hawaii (both 155 days) and Oahu (171 days). Of note is that the average includes PH projects, which heavily skew this statistic.
 - Emergency Shelter LOS ranged from 93 days on Hawaii to 108 days on Kauai.

- 4) Timeliness (entries and exits) during August 2018 (pp. 24-28)
 - Intake Timeliness was 2.35 average days, a slight increase compared to 2.15 average days in July. 41 programs (highlighted in RED) averaged more than 3 days to enter intakes.
 - Exit timeliness increased to 2.34 average days compared to 2.04 days in July.
 - 46 programs (highlighted in RED) averaged more than 3 days to enter exits.

HMIS Census Report - August 2018
Oahu and Neighbor Islands - HIC Facilities

Summary of Monthly HMIS Shelter Census Counts

September 2017 - August 31, 2018

HI-501 Oahu Census Summary

	Emerg	Trans	Total HUD Homeless	HIC Openings	PH	HIC Openings	Veterans ES/TH
September 30, 2017	1175	1338	2513	209	1110	49	245
October 31, 2017	1197	1305	2502	226	1127	46	247
November 30, 2017	1192	1288	2480	254	1119	51	241
December 31, 2017	1225	1275	2500	219	1112	53	234
January 31, 2018	1179	1228	2407	295	1097	76	244
February 28, 2018	1098	1238	2336	318	1116	72	238
March 31, 2018	1095	1261	2356	262	1116	72	227
April 30, 2018	1130	1283	2413	265	1140	102	241
May 31, 2018	1141	1269	2410	261	1143	114	257
June 30, 2018	1133	1236	2369	385	1100	167	246
July 31, 2018	1109	1199	2308	322	1088	123	227
August 31, 2018	1165	1117	2282	369	1100	238	234

HI-500 Balance of State Census Summary

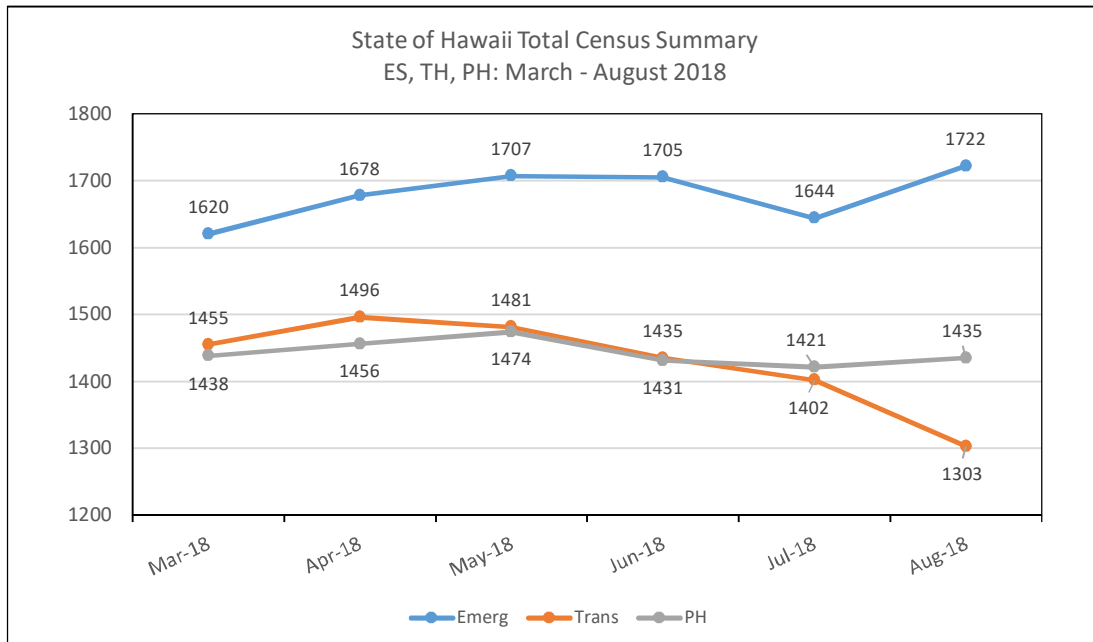
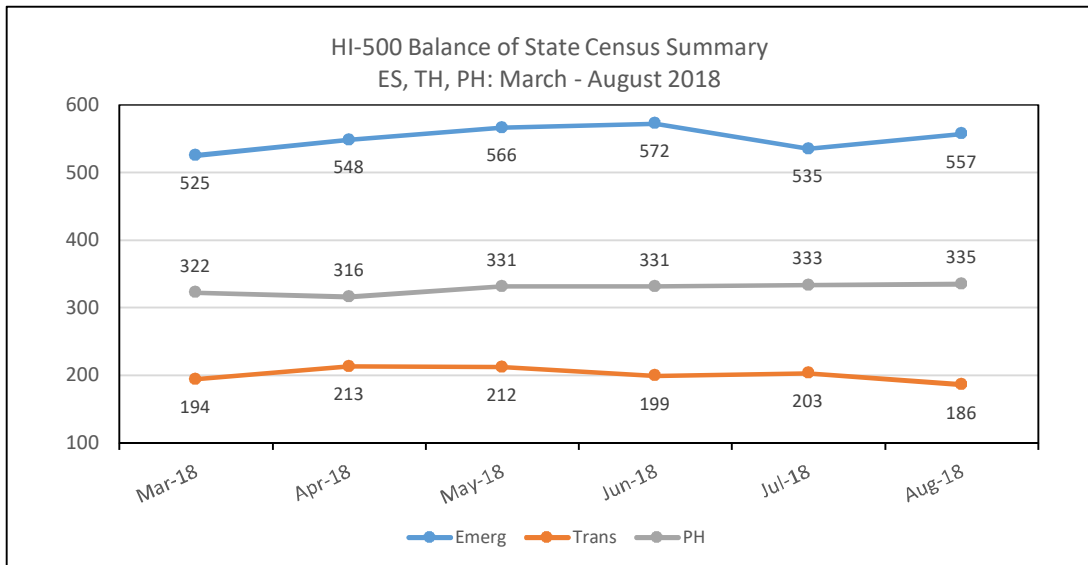
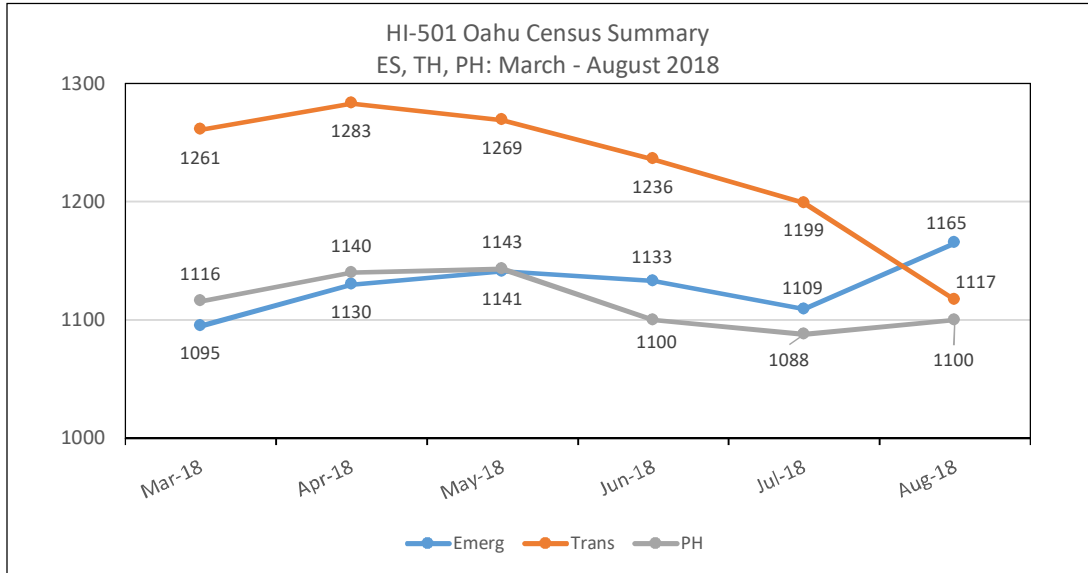
	Emerg	Trans	Total HUD Homeless	HIC Openings	PH	HIC Openings	Veterans ES/TH
September 30, 2017	450	333	783	280	304	132	35
October 31, 2017	483	292	775	307	314	128	44
November 30, 2017	467	293	760	305	330	125	34
December 31, 2017	478	282	760	325	332	123	38
January 31, 2018	488	210	698	399	335	125	32
February 28, 2018	494	206	700	398	338	124	36
March 31, 2018	525	194	719	215	322	145	39
April 30, 2018	548	213	761	195	316	135	34
May 31, 2018	566	212	778	179	331	130	38
June 30, 2018	572	199	771	77	331	119	32
July 31, 2018	535	203	738	99	333	117	30
August 31, 2018	557	186	743	105	335	113	26

State of Hawaii Total Census Summary

	Emerg	Trans	Total HUD Homeless	HIC Openings	PH	HIC Openings	Veterans ES/TH
September 30, 2017	1625	1671	3296	489	1414	181	280
October 31, 2017	1680	1597	3277	533	1441	174	291
November 30, 2017	1659	1581	3240	559	1449	176	275
December 31, 2017	1703	1557	3260	544	1444	176	272
January 31, 2018	1667	1438	3105	694	1432	201	276
February 28, 2018	1592	1444	3036	716	1454	196	274
March 31, 2018	1620	1455	3075	477	1438	217	266
April 30, 2018	1678	1496	3174	460	1456	237	275
May 31, 2018	1707	1481	3188	440	1474	244	295
June 30, 2018	1705	1435	3140	462	1431	286	296
July 31, 2018	1644	1402	3046	421	1421	240	297
August 31, 2018	1722	1303	3025	474	1435	351	298

HMIS Census Report - August 2018
Oahu and Neighbor Islands - HIC Facilities

Summary of Monthly HMIS Shelter Census Counts



Census Report - August 31, 2018
Oahu - HIC Facilities

Proj. Type	Organization Name	Project Name	HIC Beds	Census on 08/31/18	% HIC Beds	Technical Openings	Veterans
ES	Child and Family Service	CFS - Honolulu Shelter	49	SP	NR	NR	SP
ES	Child and Family Service	CFS - Leeward Shelter	27	SP	NR	NR	SP
ES	Catholic Charities Hawaii	CCH - Kakaako Family Assessment Center	50	46	92%	4	1
ES	Family Promise of Hawaii	FPH - Honolulu Family Center	14	13	93%	1	0
ES	Family Promise of Hawaii	FPH - Windward Family Center	14	15	107%	0	0
ES	Hale Kipa Inc.	HKIPA - Girls BCP ES	8	2	25%	6	0
ES	IHS Institute for Human Services	IHS - Behavioral Health ES	10	21	210%	0	6
ES	IHS Institute for Human Services	IHS - Hale Mauiola Program (Sand Island)	85	87	102%	0	3
ES	IHS Institute for Human Services	IHS - Kaaahi Families Shelter ES	100	107	107%	0	0
ES	IHS Institute for Human Services	IHS - Kaaahi Women ES	68	68	100%	0	3
ES	IHS Institute for Human Services	IHS - Sumner Men's Shelter	166	231	139%	0	44
ES	IHS Institute for Human Services	IHS - Tutu Bert's House (Med Respite ES)	16	19	119%	0	6
ES	Kealahou West Oahu	KWO - Hope for a New Beginning (Onelauena)	244	163	67%	81	5
ES	Parents and Children Together	PACT - Ohia Shelter	21	SP	NR	NR	SP
ES	Shelter of Wisdom	SOW - Great Joy 1	8	8	100%	0	2
ES	Shelter of Wisdom	SOW - Great Joy 2	9	9	100%	0	0
ES	Shelter of Wisdom	SOW - Great Joy 3	10	7	70%	3	0
ES	Shelter of Wisdom	SOW - Great Joy 4	6	6	100%	0	0
ES	Shelter of Wisdom	SOW - Hearts of Joy 2	13	12	92%	1	2
ES	Shelter of Wisdom	SOW - Streams of Joy 1	6	6	100%	0	1
ES	Shelter of Wisdom	SOW - Streams of Joy 2	10	12	120%	0	1
ES	U.S. Veterans Initiative	USVETS - BP Ewa HOPTEL	5	3	60%	2	3
ES	U.S. Veterans Initiative	USVETS - BP Pearl City HOPTEL	5	4	80%	1	4
ES	U.S. Veterans Initiative	USVETS - BP Pearl City Seniors HOPTEL	5	5	100%	0	5
ES	U.S. Veterans Initiative	USVETS - BP Respite Beds Barbers Point	10	10	100%	0	10
ES	U.S. Veterans Initiative	USVETS - WCC Emergency	191	176	92%	15	10
ES	U.S. Veterans Initiative	USVETS - WCC HOPTEL	5	5	100%	0	5
ES	Waikiki Health Center	WHC - Next Step Emergency Shelter	135	130	96%	5	10
ES	Windward Spouse Abuse Shelter	WSAS - Hale Ola	18	SP	NR	NR	NR
	Subtotal Emergency Shelter		1193	1165	98%	119	121
TH	Alternative Structures Int't	ASI - Ohana Ola O Kahumana	250	244	98%	6	2
TH	Alternative Structures Int't	ASI - Ulu Ke Kukui (Villages of Maili)	315	173	55%	142	1
TH	Catholic Charities Hawaii	CCH - Ma'ili Land TH	54	55	102%	0	1
TH	Child and Family Service	CFS - Transitional Apartments (Honolulu and Leeward)	46	NR	NR	NR	NR
TH	Gregory House Programs	GHP - Community Residential Program	15	18	120%	0	3
TH	Gregory House Programs	GHP - HOPWA Gregory House (Competitive TH)	11	11	100%	0	1
TH	Honolulu Community Action Prog	HCAP - Kumuhonua	68	73	107%	0	4
TH	Hale Kipa Inc.	HKIPA - Apaa Women's Shelter	5	2	40%	3	0
TH	Hale Kipa Inc.	HKIPA - Maka'aloa Men's TLP	4	3	75%	1	0
TH	Ho'oumau Ke Ola	HKO - Lahilahi	10	7	70%	3	0
TH	Holomua Na' Ohana	HNO - Weinberg Village Waimanalo	125	115	92%	10	0
TH	Housing Solutions Inc.	HSI - Kulaokahua (TH for the elderly)	31	29	94%	2	4
TH	Housing Solutions Inc.	HSI - Na Kolea (TH for working singles)	64	62	97%	2	2
TH	Kealahou West Oahu	KWO - Onemalu Transitional Shelter	190	152	80%	38	2
TH	Parents and Children Together	PACT - Lehua	8	NR	NR	NR	NR
TH	The Salvation Army	SARMY - FSO Pathway of Hope	24	20	83%	4	0
TH	The Salvation Army ATS	SARMY - Ka Ohu Hou O Manoa	30	26	87%	4	0
TH	Steadfast Housing Dev Corp	SHDC - Hale Ulu Pono - Transitional Housing	10	5	50%	5	2
TH	U.S. Veterans Initiative	USVETS - BP GPD Bridge Housing	13	30	231%	0	30
TH	U.S. Veterans Initiative	USVETS - BP GPD Clinical Treatment	40	35	88%	5	34
TH	U.S. Veterans Initiative	USVETS - BP GPD Low Demand	35	27	77%	8	27
TH	Windward Spouse Abuse Shelter	WSAS - Imua	1	NR	NR	NR	NR
TH	Women in Need	WIN - Bridge To Success Halawa TH (formerly Waianae)	27	17	63%	10	0
TH	Women in Need	WIN - Family House - Aiea	20	13	65%	7	0
	Subtotal Transitional Housing		1343	1117	83%	250	113
PSH	Alternative Structures Int't	ASI - Leeward CoC PSH	46	51	111%	0	0
PSH	Catholic Charities Hawaii	CCH - City HF Increment III	130	14	11%	116	2
PSH	Gregory House Programs	GHP - HOPWA Formula - PSH TBRA	33	27	82%	6	7
PSH	Gregory House Programs	GHP - HOPWA SPNS - Competitive PSH TBRA	48	41	85%	7	4
PSH	IHS Institute for Human Services	IHS - City FY15 Housing First PSH	177	160	90%	17	4
PSH	IHS Institute for Human Services	IHS - New PSH 2013 (CoC Funded)	34	30	88%	4	1
PSH	IHS Institute for Human Services	IHS - SPC Home At Last 2010	89	80	90%	9	14
PSH	IHS Institute for Human Services	IHS - SPC Home Sweet Home	18	9	50%	9	1
PSH	IHS Institute for Human Services	IHS - SPC Home Sweet Home II	15	15	100%	0	0
PSH	IHS Institute for Human Services	IHS - SPC No Place Like Home	19	17	89%	2	2
PSH	Kalihi-Palama Health Center	KPHC - New Beginnings S+C Program	181	170	94%	11	8

Census Report - August 31, 2018
Oahu - HIC Facilities

Proj. Type	Organization Name	Project Name	HIC Beds	Census on 08/31/18	% HIC Beds	Technical Openings	Veterans
PSH	Mental Health Kokua	MHK - Safe Haven Permanent Supportive Housing	25	25	100%	0	2
PSH	Steadfast Housing Dev Corp	SHDC - Ekolu Group Homes Ahukini (Oahu)	5	4	80%	1	1
PSH	Steadfast Housing Dev Corp	SHDC - Ekolu Group Homes Kaukama (Oahu)	5	2	40%	3	0
PSH	Steadfast Housing Dev Corp	SHDC - Ekolu Group Homes Komo Mai (Oahu)	5	4	80%	1	1
PSH	Steadfast Housing Dev Corp	SHDC - Kalaeloa (Headway House) CoC Funded (Oahu)	40	34	85%	6	2
PSH	Steadfast Housing Dev Corp	SHDC - Oahu Shelter Plus Care Program	150	139	93%	11	5
PSH	U.S. Veterans Initiative	USVETS - BP HPO Housing First PSH	116	99	85%	17	22
PSH	U.S. Veterans Initiative	USVETS - BP Leeward PSH	30	26	87%	4	2
PSH	U.S. Veterans Initiative	USVETS - BP Permanent Supportive Housing CoC	13	12	92%	1	12
PSH	U.S. Veterans Initiative	USVETS - BP PH2 CHAMPS VET FAMILIES	32	26	81%	6	15
PSH	U.S. Veterans Initiative	USVETS - WCC Housing First Increment II (City)	122	115	94%	7	8
Subtotal Permanent Housing			1333	1100	83%	238	113
RRH	ALEA Bridge	ALEA - ESG Rapid Rehousing	NA	2	NA	NA	0
RRH	Alternative Structures Int't	ASI - ESG Rapid Re-Housing	NA	5	NA	NA	0
RRH	Alternative Structures Int't	ASI - HPO RRH Rapid Re-Housing	NA	218	NA	NA	1
RRH	Catholic Charities Hawaii	CCH - HPP Rapid Re-housing	NA	659	NA	NA	11
RRH	Catholic Charities Hawaii	CCH - SHEG Oahu Rapid Re-Housing	NA	11	NA	NA	0
RRH	Catholic Charities Hawaii	CCH - SSVF Priority 1 Rapid Rehousing	NA	41	NA	NA	32
RRH	Family Promise Hawaii	FPH - ESG Rapid Rehousing	NA	32	NA	NA	1
RRH	Gregory House Programs	GHP - ESG Rapid Re-Housing	NA	8	NA	NA	0
RRH	Honolulu Community Action Prog	HCAP - HPO RRH Rapid Re-Housing	NA	41	NA	NA	3
RRH	IHS Institute for Human Services	IHS - ESG Rapid Re-housing	NA	104	NA	NA	1
RRH	IHS Institute for Human Services	IHS - HOMES Clean & Sober	NA	26	NA	NA	2
RRH	IHS Institute for Human Services	IHS - HPO RRH Rapid Re-Housing	NA	17	NA	NA	2
RRH	IHS Institute for Human Services	IHS - HPP Rapid Re-housing	NA	72	NA	NA	0
RRH	IHS Institute for Human Services	IHS - New Youth Rapid Re-Housing 2016 (NYRRH 2016)	NA	22	NA	NA	0
RRH	IHS Institute for Human Services	KPHC - ESG Rapid Re-housing	NA	45	NA	NA	3
RRH	Kalihi-Palama Health Center	SARMY - FSO HPO RRH Rapid Re-Housing	NA	78	NA	NA	1
RRH	The Salvation Army	USVETS - SSVF Priority 1 Rapid Re-housing	NA	112	NA	NA	86
RRH	U.S. Veterans Initiative	USVETS - WCC ESG Rapid Re-Housing 2017	NA	25	NA	NA	0
RRH	U.S. Veterans Initiative	USVETS - WCC ESG Rapid Re-Housing 2018	NA	24	NA	NA	0
RRH	U.S. Veterans Initiative	USVETS - WCC HPO RRH Rapid Re-Housing	NA	72	NA	NA	0
Subtotal Rapid ReHousing				1614	NA	NA	143
Total Emergency+Transitional			2,536	2,282	90%	369	234
Total Permanent			1,333	1,100	83%	238	113

Census Report - August 31, 2018
Neighbor Islands - HIC Facilities

Project Type	Organization Name	Project Name	HIC Beds	Census on 08/31/18	%HIC Beds	Technical Openings	Veterans
ES	Child and Family Service	CFS - Hale Ohana	32	SP	NR	NR	NR
ES	Child and Family Service	CFS - West Hawaii Domestic Abuse Shelter	15	SP	NR	NR	NR
ES	Family Life Center	FLC - Ho'olanani	18	14	78%	4	1
ES	HOPE Services Hawaii	HOPE - East Hawaii Emergency Mens Program ES	16	17	106%	0	1
ES	HOPE Services Hawaii	HOPE - Kiheipua	44	59	134%	0	0
ES	HOPE Services Hawaii	HOPE - West Hawaii Emergency Housing Program	31	26	84%	5	2
ES	Kauai Economic Opportunity	KEO - Mana'olana Emergency	38	65	171%	0	2
ES	KHAKO, INC	KHAKO - Central Emergency Shelter	177	217	123%	0	5
ES	KHAKO, INC	KHAKO - Westside ES	119	151	127%	0	3
ES	USVETS	USVETS - BP Hilo HOPTEL Program	5	3	60%	2	3
ES	USVETS	USVETS - BP Kauai HOPTEL Program	5	5	100%	0	5
ES	Women Helping Women	WHW - Hale Lokomaikai	10	SP	NR	NR	NR
ES	YWCA of Kauai	YWCA - Family Violence Shelter	18	SP	NR	NR	NR
	Subtotal Emergency Shelters		453	557	123%	11	22
TH	Child and Family Service	CFS - Hale Kahua Pa'a	16	NR	NR	NR	NR
TH	Hawaii Affordable Properties, Inc.	HAP - Na Kahua Hale O Ulu Wini	55	52	95%	3	0
TH	Hawaii Island Home for Recovery, Inc.	HIHR - Transitional Housing	19	16	84%	3	2
TH	HOPE Services Hawaii	HOPE - Kuleana House	6	10	167%	0	0
TH	HOPE Services Hawaii	HOPE - Wilder House	8	8	100%	0	0
TH	Kauai Economic Opportunity	KEO - Kome TH	7	8	114%	0	0
TH	Kauai Economic Opportunity	KEO - Komohana Group Home	6	3	50%	3	1
TH	Kauai Economic Opportunity	KEO - Lawehana TH	9	3	33%	6	0
TH	Kauai Economic Opportunity	KEO - Lihue Court Apartments	32	1	3%	31	0
TH	Kauai Economic Opportunity	KEO - Mana'olana Transitional Housing	24	12	50%	12	0
TH	KHAKO, INC	KHAKO - Central Transitional	32	31	97%	1	0
TH	KHAKO, INC	KHAKO - Westside Transitional	51	17	33%	34	1
TH	Salvation Army Big Island	SARMY - Big Island RHY TLP	2	1	50%	1	0
TH	Women In Need	WIN - Bridge to Success Kauai	22	24	109%	0	0
	Subtotal Transitional Housing		273	186	68%	94	4
PSH	Catholic Charities Hawaii	CCH - HPO NI Housing First (Kauai)	14	10	71%	4	0
PSH	Family Life Center	FLC - HPO NI Housing First	24	33	138%	0	2
PSH	Family Life Center	FLC - S+C 1	2	2	100%	0	0
PSH	Family Life Center	FLC - S+C 2	30	24	80%	6	2
PSH	Family Life Center	FLC - S+C 3	15	15	100%	0	1
PSH	Family Life Center	FLC - S+C 6 (Eha split)	33	27	82%	6	3
PSH	Hawaii Island Home for Recovery, Inc.	HIHR - PSH 1	16	12	75%	4	0
PSH	Hawaii Island Home for Recovery, Inc.	HIHR - PSH 2	5	3	60%	2	1
PSH	Hawaii Island Home for Recovery, Inc.	HIHR - PSH 3	3	5	167%	0	0
PSH	Hawaii Island Home for Recovery, Inc.	HIHR - PSH 4	5	5	100%	0	0
PSH	HOPE Services Hawaii	HOPE - HPO NI Housing First	125	98	78%	27	15
PSH	HOPE Services Hawaii	HOPE - Kukui Shelter Plus Care	111	51	46%	60	6
PSH	Kauai Economic Opportunity	KEO - Pa`a Hana PSH	4	4	100%	0	1
PSH	Maui AIDS Foundation	MAF - HOPWA PSH	29	NR	NR	NR	NR
PSH	Steadfast Housing Dev Corp	SHDC - Eha Shelter Plus Care	28	28	100%	0	2
PSH	Steadfast Housing Dev Corp	SHDC - Eono Shelter Plus Care	6	3	50%	3	0
PSH	Steadfast Housing Dev Corp	SHDC - Kaahele CoC Funded (Kauai)	5	5	100%	0	0
PSH	Steadfast Housing Dev Corp	SHDC - Kaulana CoC Funded (Maui)	5	4	80%	1	0
PSH	Steadfast Housing Dev Corp	SHDC - Kulalani CoC Funded (Maui)	6	6	100%	0	0
PSH	Subtotal Permanent Supportive Housing		460	335	73%	113	33
RRH	Catholic Charities Hawaii	CCH - HPO RRH Rapid Re-Housing (Kauai)	NA	42	NA	NA	0
RRH	Catholic Charities Hawaii	CCH - SHEG NI Rapid Rehousing	NA	13	NA	NA	0
RRH	Family Life Center	FLC - ESG Kauai Rapid Re-housing	NA	34	NA	NA	1
RRH	Family Life Center	FLC - ESG Maui Rapid Re-housing	NA	38	NA	NA	1
RRH	Family Life Center	FLC - HPO RRH Rapid Re-Housing	NA	53	NA	NA	1
RRH	Family Life Center	FLC - HPP Kauai Rapid Re-housing	NA	49	NA	NA	0
RRH	Family Life Center	FLC - HPP Maui Rapid Re-housing	NA	47	NA	NA	0
RRH	Family Life Center	FLC - Rental Assistance Program (RAP)	NA	8	NA	NA	0
RRH	HOPE Services Hawaii	HOPE - ESG Rapid Re-housing	NA	8	NA	NA	0
RRH	HOPE Services Hawaii	HOPE - HPO RRH Rapid Re-Housing	NA	105	NA	NA	1
RRH	HOPE Services Hawaii	HOPE - HPP Rapid Re-housing	NA	260	NA	NA	2
RRH	HOPE Services Hawaii	HOPE - New Start	NA	24	NA	NA	1
RRH	U.S. Veterans Initiative	USVETS - SSVF Priority 1 Rapid Re-housing	NA	24	NA	NA	19
	Subtotal Rapid ReHousing		NA	705	NA	NA	26
	Total Emergency+Transitional		726	743	102%	105	26
	Total Permanent		460	335	73%	113	33
	TOTAL		1,186	1,078	91%	218	59

Homeless Programs Office (HPO) Unit Utilization Analysis

Occupancy as of 8/31/2018

Program Name	Program Type	HMIS Households Served	Total Number of Living Units Per Facilities Description	Utilization Rate
HOPE - Kiheipua	ES	15	15	100%
KHAKO - Central ES	ES	89	70	127%
KHAKO - Westside ES	ES	60	48	125%
KWO - Onelau`ena Emergency Shelter	ES	50	71	70%
USVETS - WCC Emergency Shelter	ES	94	102	92%
WH - Next Step Emergency Shelter	ES	130	123	106%
ASI - Ohana Ola O Kahumana	TH	47	48	98%
ASI - Ulu Ke Kukui (Villages of Maili)	TH	48	80	60%
CCH - Ma`ili Land Transitional Housing	TH	14	15	93%
GHP - Community Residential Program TH	TH	17	14	121%
HCAP - Kumuhonua	TH	71	58	122%
HIHR - Transitional Housing	TH	16	16	100%
HKIPA - Apaa Women's Shelter TLP	TH	2	4	50%
HKIPA - Maka`aloa Men's TLP	TH	3	4	75%
HNO - Weinberg Village Waimanalo	TH	28	30	93%
HSI - Kulaokahua Apts (TH for the Elderly)	TH	28	29	97%
HSI - Na Kolea Rooming House (TH for Working Singles)	TH	62	63	98%
KEO - Komohana Group Home TH	TH	2	5	40%
KEO - Lihue Court Transitional Housing	TH	1	8	13%
KEO - Mana'olana Transitional Housing	TH	5	8	63%
KWO - Onemalu Transitional Housing	TH	34	40	85%
SHDC - Hale Ulu Pono TH	TH	5	5	100%
USVETS - BP GPD Projects	TH	92	98	94%
WIN - Bridge To Success Halawa TH (formerly Waianae)	TH	15	5	300%
WIN - Bridge To Success Kauai TH	TH	21	9	233%
WIN - Family House Aiea TH	TH	13	8	163%
Totals		962	976	99%

Outreach Program Count

Active as of August 31, 2018

Programs	CoC	Active Count	# Veterans
FLC - Maui Regions 1, 2, 3, 6 - Street Outreach (HPO)	BOS	89	1
FLC - Maui Regions 4, 5 - Street Outreach (HPO)	BOS	94	5
HOPE - Hawaii Regions 1, 8, 9, 10 - Street Outreach (HPO)	BOS	70	3
HOPE - Hawaii Regions 2, 3, 4, 5, 6, 7 - Street Outreach (HPO)	BOS	61	0
HOPE - PATH Street Outreach Program	BOS	16	0
KEO - Kauai All Regions - Street Outreach (HPO)	BOS	308	7
MHK - PATH Street Outreach Program	BOS	5	0
SARMY - Maui Homeless Outreach Program	BOS	41	6
ALEA - Street Outreach Program	Oahu	13	0
HNP - Hale Na`au Pono AMHD Street Outreach Program	Oahu	1	0
IHS - AMHD Street Outreach Program	Oahu	2	0
IHS - Oahu Region 1 - Street Outreach (HPO)	Oahu	84	6
IHS - Oahu Region 2 - Street Outreach (HPO)	Oahu	157	10
IHS - Oahu Region 4 - Street Outreach (HPO)	Oahu	101	13
KPHC - Oahu Region 1 - Street Outreach (HPO)	Oahu	249	10
KPHC - Oahu Region 2 - Street Outreach (HPO)	Oahu	9	0
KPHC - Oahu Region 6 - Street Outreach (HPO)	Oahu	23	1
KPHC - PATH Street Outreach Program	Oahu	58	10
KWO - Oahu Region 7 - Street Outreach (HPO)	Oahu	124	2
LASH - SSVF Legal Services Program	Oahu	1	1
MHK - Oahu Activity Center Homeless Outreach Program	Oahu	13	0
NALO - Waimanalo Health Center Street Outreach	Oahu	47	1
USVETS - BP Oahu Region 3 - Street Outreach (HPO)	Oahu	32	5
USVETS - BP Oahu Region 5 - Street Outreach (HPO)	Oahu	22	3
WCCHC - Homeless Outreach Program	Oahu	158	2
TOTAL BY CONTINUUM (may be duplicated)	Oahu	1,094	64
TOTAL BY CONTINUUM (may be duplicated)	BOS	684	22
TOTAL STATEWIDE (may be duplicated)		1,778	86

Outreach Program Summary	Oahu	BOS	State
September 30, 2017	1,377	513	1,890
October 31, 2017	1,416	556	1,972
November 30, 2017	1,365	535	1,900
December 31, 2017	1,176	536	1,712
January 31, 2018	1,086	522	1,608
February 28, 2018	1,151	581	1,732
March 31, 2018	1,266	574	1,840
April 30, 2018	1,346	606	1,952
May 31, 2018	1,337	621	1,958
June 30, 2018	1,393	635	2,028
July 31, 2018	1,424	656	2,080
August 31, 2018	1,094	684	1,778

Consent to Share Data - VI SPDAT Assessments August 2018

HMIS ORGANIZATION - HI 500	No	Yes	Grand Total	% Consent
Catholic Charities Hawaii	2	2	4	50%
Family Life Center	0	8	8	100%
Hawaii Affordable Properties, Inc.	0	1	1	100%
Hawaii Island Home for Recovery	0	6	6	100%
HOPE Services Hawaii, Inc.	1	29	30	97%
Ka Hale A Ke Ola, Inc	0	29	29	100%
Kauai Economic Opportunity	0	5	5	100%
Mental Health Kokua	0	1	1	100%
Neighborhood Place of Kona/Friends of the Future	0	3	3	100%
Neighborhood Place of Puna	0	1	1	100%
Women In Need	0	1	1	100%
	3	86	89	97%

Consent to Share Data - VI SPDAT Assessments August 2018

HMIS ORGANIZATION - HI 501	No	Yes	Grand Total	% Consent
Catholic Charities Hawaii	2	4	6	67%
Department of Veterans Affairs	0	18	18	100%
EPIC Ohana	0	1	1	100%
Family Promise of Hawaii	1	1	2	50%
Hale Kipa	0	1	1	100%
HOPE Inc.	0	3	3	100%
Institute for Human Services	1	58	59	98%
Kalihi Palama Health Center	3	30	33	91%
Kealahou West Oahu	3	12	15	80%
Koolauloa Health Center	3	2	5	40%
Mental Health Kokua	0	2	2	100%
North Shore Mental Health	0	1	1	100%
Queens's Medical Center	2	5	7	71%
Residential Youth Services & Empowerment	0	7	7	100%
Shelter of Wisdom	0	1	1	100%
USVETS	1	10	11	91%
Waianae Coast Comprehensive Health Center	0	5	5	100%
Waikiki Health	2	12	14	86%
Waimanalo Health Center	1	1	2	50%
Women In Need	0	2	2	100%
	19	176	195	90%

Summary	Jan-18	Feb-18	Mar-18	Apr-18	May-18	Jun-18	Jul-18	Aug-18
% Consent - HI 500	90%	86%	100%	95%	97%	96%	94%	97%
% Consent - HI 501	83%	89%	95%	88%	93%	93%	91%	90%
State Summary	83%	88%	96%	90%	94%	94%	91%	92%

State Summary - August 2018	No	Yes	Grand Total	% Consent
	22	262	284	92%

Consent to Share Data - Statewide BNL Reports as of 9/02/18

Statewide Consent Summary by CES Program

CES Program	No	Yes	TOTAL	% Shared
Oahu Family	88	411	499	82%
Oahu Singles	42	1363	1405	97%
Hawaii Family	2	42	44	95%
Hawaii Singles	1	108	109	99%
Kauai Family	5	21	26	81%
Kauai Singles	1	73	74	99%
Maui Family	3	56	59	95%
Maui Singles	0	99	99	100%
TOTAL	142	2173	2315	94%

Oahu	93%
Hawaii	98%
Kauai	94%
Maui	98%

Oahu Consent Summary by Priority Group

Family CES				
	No	Yes	TOTAL	% Shared
PSH P1	2	19	21	90%
PSH P2	11	25	36	69%
PSH P3	10	33	43	77%
PSH P4	21	70	91	77%
PSH P5	5	47	52	90%
RRH P1	6	28	34	82%
RRH P2	10	57	67	85%
RRH P3	18	109	127	86%
TH P3	3	12	15	80%
TH P4	0	1	1	100%
TH P5	0	0	0	N/A
TH P6	2	10	12	83%
TOTAL	88	411	499	82%

Singles CES				
	No	Yes	TOTAL	% Shared
PSH P1	7	216	223	97%
PSH P2	4	211	215	98%
PSH P3	8	144	152	95%
PSH P4	7	190	197	96%
PSH P5	2	65	67	97%
RRH P1	7	167	174	96%
RRH P2	3	142	145	98%
RRH P3	0	139	139	100%
TH P3	2	48	50	96%
TH P4	1	11	12	92%
TH P5	1	30	31	97%
TH P6	0	0	0	N/A
TOTAL	42	1363	1405	97%

Hawaii Consent Summary by Priority Group

Family CES				
	No	Yes	TOTAL	% Shared
PSH	0	1	1	100%
RRH	1	22	23	96%
TH	1	19	20	95%
TOTAL	2	42	44	95%

Singles CES				
	No	Yes	TOTAL	% Shared
PSH	0	9	9	100%
RRH	0	53	53	100%
TH	1	46	47	98%
TOTAL	1	108	109	99%

Kauai Consent Summary by Priority Group

Family CES				
	No	Yes	TOTAL	% Shared
PSH	0	0	0	N/A
RRH	2	4	6	67%
TH	3	17	20	85%
TOTAL	5	21	26	81%

Singles CES				
	No	Yes	TOTAL	% Shared
PSH	0	2	2	100%
RRH	0	28	28	100%
TH	1	43	44	98%
TOTAL	1	73	74	99%

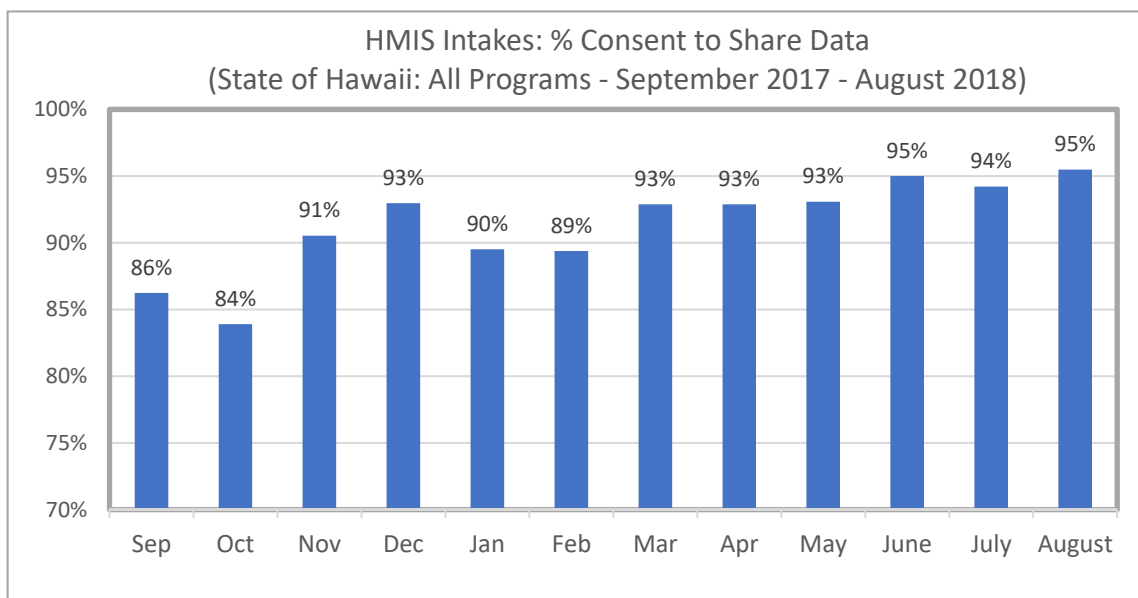
Maui Consent Summary by Priority Group

Family CES				
	No	Yes	TOTAL	% Shared
PSH	0	0	0	N/A
RRH	0	15	15	100%
TH	3	41	44	93%
TOTAL	3	56	59	95%

Singles CES				
	No	Yes	TOTAL	% Shared
PSH	0	7	7	100%
RRH	0	38	38	100%
TH	0	54	54	100%
TOTAL	0	99	99	100%

**Consent to Share Data by Program Type
Adult Intakes During August 2018**

Program Types	No	Yes	Grand Total	% Consent
Emergency Shelter (ES)	10	364	374	97%
Homeless Outreach	22	183	205	89%
Homeless Prevention	5	133	138	96%
Permanent Supportive Housing (PSH) and PH		33	33	100%
Rapid Re-Housing (RRH)	5	134	139	96%
Services Only program	2	23	25	92%
Transitional Housing (TH)		60	60	100%
Grand Total	44	930	974	95%



**Consent to Share Data by Organization and Program
Adult Intakes During August 2018**

Organization/Program	No	Yes	Grand Total	% Consent
Alternative Structures International		2	2	100%
ASI - HPO RRH Rapid Re-Housing		2	2	100%
Catholic Charities Hawaii	3	83	86	97%
CCH - HPP Homeless Prevention	1	29	30	97%
CCH - HPP Rapid Re-housing	1	3	4	75%
CCH - Kakaako Family Assessment Center		4	4	100%
CCH - SHEG NI Homelessness Prevention		12	12	100%
CCH - SHEG NI Rapid Rehousing		3	3	100%
CCH - SHEG Oahu Homelessness Prevention		9	9	100%
CCH - SHEG Oahu Rapid Re-Housing		3	3	100%
CCH - SSVF Priority 1 Rapid Rehousing	1	3	4	75%
CCH - HPO RRH Rapid Re-Housing (Kauai)		1	1	100%
CCH - Ma'ili Land Transitional Housing		6	6	100%
CCH - City HF Increment III		10	10	100%

**Consent to Share Data by Organization and Program
Adult Intakes During August 2018**

Organization/Program	No	Yes	Grand Total	% Consent
Family Life Center		77	77	100%
FLC - ESG Maui Rapid Re-housing		1	1	100%
FLC - Ho'olanani		5	5	100%
FLC - HPO RRH Rapid Re-Housing		5	5	100%
FLC - HPP Kauai Rapid Re-housing		2	2	100%
FLC - HPP Maui Rapid Re-housing		2	2	100%
FLC - Maui Regions 1, 2, 3, 6 - Street Outreach (HPO)		15	15	100%
FLC - Maui Regions 4, 5 - Street Outreach (HPO)		27	27	100%
FLC - HPO NI Housing First		1	1	100%
FLC - HPP Maui Homelessness Prevention		19	19	100%
Family Promise of Hawaii		11	11	100%
FPH - ESG Rapid Rehousing		6	6	100%
FPH - Windward Family Center		5	5	100%
Gregory House Programs		4	4	100%
GHP - ESG Homeless Prevention		3	3	100%
GHP - ESG Rapid Re-Housing		1	1	100%
Hawaii Affordable Properties, Inc.		4	4	100%
HAP - Na Kahua Hale O Ulu Wini		4	4	100%
Holomua Na Ohana		1	1	100%
HNO - Weinberg Village Waimanalo		1	1	100%
Honolulu Community Action Program		15	15	100%
HCAP - HPO RRH Homeless Prevention		9	9	100%
HCAP - Kumuhonua		3	3	100%
HCAP - HPO RRH Rapid Re-Housing		3	3	100%
HOPE Services Hawaii, Inc.	1	82	83	99%
HOPE - East Hawaii Emergency Mens Program ES		10	10	100%
HOPE - Hawaii Regions 2, 3, 4, 5, 6, 7 - Street Outreach (HPO)		5	5	100%
HOPE - HPO NI Housing First		9	9	100%
HOPE - HPO RRH Rapid Re-Housing		4	4	100%
HOPE - HPP Homelessness Prevention		3	3	100%
HOPE - HPP Rapid Re-housing	1	23	24	96%
HOPE - Kiheipua		12	12	100%
HOPE - Kukui S+C Program		1	1	100%
HOPE - West Hawaii Emergency Housing Program		5	5	100%
HOPE - PATH Street Outreach Program		1	1	100%
HOPE - ESG Homelessness Prevention		1	1	100%
HOPE - Hawaii Regions 1, 8, 9, 10 - Street Outreach (HPO)		2	2	100%
HOPE - ESG Rapid Re-housing		4	4	100%
HOPE - New Start		2	2	100%
Housing Solutions, Inc.		5	5	100%
HSI - Na Kolea Rooming House (TH for Working Singles)		4	4	100%
HSI - Kulaokahua Apts (TH for the Elderly)		1	1	100%
Institute for Human Services	14	217	231	94%
IHS - Behavioral Health ES		9	9	100%
IHS - ESG Rapid Re-housing		4	4	100%

**Consent to Share Data by Organization and Program
Adult Intakes During August 2018**

Organization/Program	No	Yes	Grand Total	% Consent
IHS - Hale Mauiola Program (Sand Island ES)		20	20	100%
IHS - HPO RRH Rapid Re-Housing		2	2	100%
IHS - Kaa`ahi Families ES	4	16	20	80%
IHS - Kaa`ahi Women's ES		29	29	100%
IHS - Oahu Region 1 - Street Outreach (HPO)		12	12	100%
IHS - Oahu Region 2 - Street Outreach (HPO)	1	10	11	91%
IHS - Oahu Region 4 - Street Outreach (HPO)	2	7	9	78%
IHS - Sumner Men's ES	1	73	74	99%
IHS - TBH Medical Respite (ES)	2	6	8	75%
IHS - AMHD Street Outreach Program		2	2	100%
IHS - New Youth Rapid Re-Housing 2016 (NYRRH 2016)		3	3	100%
IHS - HPP Rapid Re-housing		4	4	100%
IHS - HPO RRH Homeless Prevention		4	4	100%
IHS - HPP Homelessness Prevention	4	16	20	80%
Ka Hale A Ke Ola, Inc	2	61	63	97%
KHAKO - Central Emergency Shelter	1	33	34	97%
KHAKO - Central Transitional Housing		3	3	100%
KHAKO - Westside ES	1	23	24	96%
KHAKO - Westside TH		2	2	100%
Kalihi Palama Health Center		50	50	100%
KPHC - Oahu Region 1 - Street Outreach (HPO)		32	32	100%
KPHC - PATH Street Outreach Program		9	9	100%
KPHC - ESG Homelessness Prevention		7	7	100%
KPHC - New Beginnings S+C Program		2	2	100%
Kauai Economic Opportunity		48	48	100%
KEO - Kauai All Regions - Street Outreach (HPO)		25	25	100%
KEO - Mana'olana Emergency		20	20	100%
KEO - Mana'olana Transitional Housing		1	1	100%
KEO - Lawehana Transitional Housing Program		2	2	100%
Kealahou West Oahu	1	14	15	93%
KWO - Onelau`ena Emergency Shelter	1	6	7	86%
KWO - Oahu Region 7 - Street Outreach (HPO)		8	8	100%
Legal Aid Society of Hawaii	2	23	25	92%
LASH - HPO Legal Services Program	2	23	25	92%
Mental Health Kokua	2	7	9	78%
MHK - PATH Street Outreach Program	1		1	0%
MHK - Safe Haven Permanent Supportive Housing		1	1	100%
MHK - Oahu Activity Center Homeless Outreach Program	1	6	7	86%
Salvation Army FSO		2	2	100%
SARMY - FSO HPO RRH Rapid Re-Housing		2	2	100%
Salvation Army Maui	8		8	0%
SARMY - Maui Homeless Outreach Program	8		8	0%
Shelter of Wisdom		7	7	100%
SOW - Hearts of Joy		1	1	100%
SOW - Streams of Joy 2		3	3	100%

**Consent to Share Data by Organization and Program
Adult Intakes During August 2018**

Organization/Program	No	Yes	Grand Total	% Consent
SOW - Great Joy 4		1	1	100%
SOW - Great Joy 2		2	2	100%
Steadfast Housing Development Corporation		8	8	100%
SHDC - Eha S+C		1	1	100%
SHDC - Kalaeloa (Headway House) CoC Funded (Oahu)		1	1	100%
SHDC - Oahu Shelter Plus Care Program		6	6	100%
USVETS	2	150	152	99%
USVETS - BP Ewa HOPTTEL		5	5	100%
USVETS - BP GPD Bridge Housing		7	7	100%
USVETS - BP GPD Clinical Treatment		11	11	100%
USVETS - BP GPD Low Demand		11	11	100%
USVETS - BP Oahu Region 3 - Street Outreach (HPO)		4	4	100%
USVETS - BP Pearl City HOPTTEL		2	2	100%
USVETS - BP Respite Beds Barbers Point		3	3	100%
USVETS - SSVF Priority 1 Homeless Prevention		12	12	100%
USVETS - SSVF Priority 1 Rapid Re-housing		22	22	100%
USVETS - WCC Emergency Shelter		22	22	100%
USVETS - WCC HPO RRH Homeless Prevention		9	9	100%
USVETS - BP HPO Housing First PSH		1	1	100%
USVETS - BP Pearl City Seniors HOPTTEL		1	1	100%
USVETS - WCC HOPTTEL		4	4	100%
USVETS - WCC ESG Rapid Re-Housing 2018	1	9	10	90%
USVETS - WCC HPO RRH Rapid Re-Housing	1	20	21	95%
USVETS - BP Oahu Region 5 - Street Outreach (HPO)		4	4	100%
USVETS - BP Kauai HOPTTEL Program		3	3	100%
Waianae Coast Comprehensive Health Center	9	12	21	57%
WCCHC - Homeless Outreach Program	9	12	21	57%
Waikiki Health		41	41	100%
WH - Next Step Emergency Shelter		41	41	100%
Waimanalo Health Center		2	2	100%
NALO - Waimanalo Health Center Street Outreach		2	2	100%
Women In Need		4	4	100%
WIN - Family House Aiea TH		2	2	100%
WIN - Bridge To Success Kauai TH		2	2	100%
Grand Total	44	930	974	95%

**Consent to Share Data by Program Type
Active Adults During August 2018**

Program Types	No	Yes	Grand Total	% Consent
Emergency Shelter (ES)	53	1,551	1,604	97%
Homeless Outreach	271	1,448	1,719	84%
Homeless Prevention	62	736	798	92%
Permanent Supportive Housing (PSH) and PH	455	848	1,303	65%
Rapid Re-Housing (RRH)	75	1,229	1,304	94%
Services Only program	7	284	291	98%
Transitional Housing (TH)	55	797	852	94%
Grand Total	978	6,893	7,871	88%

**Consent to Share Data by Organization and Program
Active Adults During August 2018**

Organization/Program	No	Yes	Grand Total	% Consent
ALEA Bridge		19	19	100%
ALEA - Street Outreach Program		15	15	100%
ALEA - ESG Rapid Rehousing		4	4	100%
Alternative Structures International	36	320	356	90%
ASI - HPO RRH Homeless Prevention	1	21	22	95%
ASI - HPO RRH Rapid Re-Housing	9	92	101	91%
ASI - Leeward CoC PSH		28	28	100%
ASI - Ohana Ola O Kahumana	18	92	110	84%
ASI - Ulu Ke Kukui (Villages of Maili)	8	85	93	91%
ASI - ESG Rapid Re-Housing		2	2	100%
Catholic Charities Hawaii	64	631	695	91%
CCH - HPO NI Housing First (Kauai)		8	8	100%
CCH - HPO RRH Homeless Prevention (Kauai)		4	4	100%
CCH - HPO RRH Rapid Re-Housing (Kauai)	1	20	21	95%
CCH - HPP Homeless Prevention	10	112	122	92%
CCH - HPP Rapid Re-housing	38	247	285	87%
CCH - Kakaako Family Assessment Center	5	21	26	81%
CCH - Ma'ili Land Transitional Housing		25	25	100%
CCH - SHEG NI Homelessness Prevention	3	49	52	94%
CCH - SHEG NI Rapid Rehousing		10	10	100%
CCH - SHEG Oahu Homelessness Prevention	5	76	81	94%
CCH - SHEG Oahu Rapid Re-Housing		7	7	100%
CCH - SSVF Priority 1 Homeless Prevention		3	3	100%
CCH - SSVF Priority 1 Rapid Rehousing	2	39	41	95%
CCH - City HF Increment III		10	10	100%
Family Life Center		470	470	100%
FLC - ESG Kauai Rapid Re-housing		21	21	100%
FLC - ESG Maui Rapid Re-housing		22	22	100%
FLC - Ho'olanani		13	13	100%
FLC - HPO NI Housing First		30	30	100%
FLC - HPO RRH Rapid Re-Housing		27	27	100%
FLC - HPP Kauai Homelessness Prevention		10	10	100%
FLC - HPP Kauai Rapid Re-housing		23	23	100%
FLC - HPP Maui Homelessness Prevention		55	55	100%
FLC - HPP Maui Rapid Re-housing		23	23	100%

**Consent to Share Data by Organization and Program
Active Adults During August 2018**

Organization/Program	No	Yes	Grand Total	% Consent
FLC - Maui Regions 1, 2, 3, 6 - Street Outreach (HPO)		98	98	100%
FLC - Maui Regions 4, 5 - Street Outreach (HPO)		87	87	100%
FLC - Rental Assistance Program (RAP)		4	4	100%
FLC - S+C 1		2	2	100%
FLC - S+C 2		19	19	100%
FLC - S+C 3		10	10	100%
FLC - S+C 6 (Eha split)		22	22	100%
FLC - HPO RRH Homeless Prevention		3	3	100%
FLC - ESG Kauai Homelessness Prevention		1	1	100%
Family Promise of Hawaii		35	35	100%
FPH - Honolulu Family Center		6	6	100%
FPH - Windward Family Center		10	10	100%
FPH - ESG Rapid Rehousing		19	19	100%
Gregory House Programs	52	60	112	54%
GHP - Community Residential Program TH	5	14	19	74%
GHP - ESG Homeless Prevention		13	13	100%
GHP - ESG Rapid Re-Housing		7	7	100%
GHP - HOPWA Formula - PSH TBRA	18	9	27	33%
GHP - HOPWA Gregory House (Competitive TH)	4	7	11	64%
GHP - HOPWA SPNS - Competitive PSH TBRA	25	10	35	29%
Hale Kipa		5	5	100%
HKIPA - Apana Women's Shelter TLP		2	2	100%
HKIPA - Maka'aloa Men's TLP		3	3	100%
Hale Na'au Pono (Wai'anae Coast Community MHC)		1	1	100%
HNP - Hale Na'au Pono AMHD Street Outreach Program		1	1	100%
Hawaii Affordable Properties, Inc.		20	20	100%
HAP - Na Kahua Hale O Ulu Wini		20	20	100%
Hawaii Island Home for Recovery	3	38	41	93%
HIHR - PSH 1	3	9	12	75%
HIHR - PSH 2		3	3	100%
HIHR - PSH 3		5	5	100%
HIHR - PSH 4		5	5	100%
HIHR - Transitional Housing		16	16	100%
Holomua Na Ohana	1	47	48	98%
HNO - Weinberg Village Waimanalo	1	47	48	98%
Honolulu Community Action Program	10	159	169	94%
HCAP - HPO RRH Homeless Prevention	8	47	55	85%
HCAP - HPO RRH Rapid Re-Housing		41	41	100%
HCAP - Kumuhonua	2	71	73	97%
Ho'omau Ke Ola		7	7	100%
HKO - Lahilahi		7	7	100%
HOPE Services Hawaii, Inc.	7	577	584	99%
HOPE - East Hawaii Emergency Mens Program ES		37	37	100%
HOPE - ESG Homelessness Prevention		1	1	100%
HOPE - ESG Rapid Re-housing		9	9	100%
HOPE - Hawaii Regions 1, 8, 9, 10 - Street Outreach (HPO)	2	38	40	95%
HOPE - Hawaii Regions 2, 3, 4, 5, 6, 7 - Street Outreach (HPO)	1	47	48	98%

**Consent to Share Data by Organization and Program
Active Adults During August 2018**

Organization/Program	No	Yes	Grand Total	% Consent
HOPE - HPO NI Housing First		88	88	100%
HOPE - HPO RRH Homeless Prevention		7	7	100%
HOPE - HPO RRH Rapid Re-Housing		62	62	100%
HOPE - HPP Homelessness Prevention		34	34	100%
HOPE - HPP Rapid Re-housing	1	107	108	99%
HOPE - Kiheipua	3	29	32	91%
HOPE - Kukui S+C Program		47	47	100%
HOPE - Kuleana House		4	4	100%
HOPE - New Start		13	13	100%
HOPE - PATH Street Outreach Program		19	19	100%
HOPE - West Hawaii Emergency Housing Program		32	32	100%
HOPE - Wilder House		3	3	100%
Housing Solutions, Inc.		96	96	100%
HSI - Kulaokahua Apts (TH for the Elderly)		29	29	100%
HSI - Na Kolea Rooming House (TH for Working Singles)		67	67	100%
Institute for Human Services	197	1393	1590	88%
IHS - AMHD Street Outreach Program		5	5	100%
IHS - Behavioral Health ES	4	22	26	85%
IHS - City FY15 Housing First PSH	20	111	131	85%
IHS - ESG Homelessness Prevention	17	69	86	80%
IHS - ESG Rapid Re-housing	8	59	67	88%
IHS - Hale Mauiola Program (Sand Island ES)		103	103	100%
IHS - HOMES Clean & Sober	2	24	26	92%
IHS - HPO RRH Homeless Prevention		5	5	100%
IHS - HPO RRH Rapid Re-Housing		16	16	100%
IHS - HPP Homelessness Prevention	12	73	85	86%
IHS - HPP Rapid Re-housing	1	39	40	98%
IHS - Kaa`ahi Families ES	5	51	56	91%
IHS - Kaa`ahi Women's ES	2	98	100	98%
IHS - New PSH 2013 (CoC Funded)	13	17	30	57%
IHS - New Youth Rapid Re-Housing 2016 (NYRRH 2016)	1	19	20	95%
IHS - Oahu Region 1 - Street Outreach (HPO)	5	91	96	95%
IHS - Oahu Region 2 - Street Outreach (HPO)	7	161	168	96%
IHS - Oahu Region 4 - Street Outreach (HPO)	12	89	101	88%
IHS - SPC Home At Last 2010	64	16	80	20%
IHS - SPC Home Sweet Home	2	7	9	78%
IHS - SPC Home Sweet Home II	3	12	15	80%
IHS - SPC No Place Like Home	8	9	17	53%
IHS - Sumner Men's ES	8	276	284	97%
IHS - TBH Medical Respite (ES)	3	21	24	88%
Ka Hale A Ke Ola, Inc	2	289	291	99%
KHAKO - Central Emergency Shelter	1	156	157	99%
KHAKO - Central Transitional Housing		19	19	100%
KHAKO - Westside ES	1	95	96	99%
KHAKO - Westside TH		19	19	100%
Kalihi Palama Health Center	208	353	561	63%
KPHC - ESG Homelessness Prevention		35	35	100%

**Consent to Share Data by Organization and Program
Active Adults During August 2018**

Organization/Program	No	Yes	Grand Total	% Consent
KPHC - ESG Rapid Re-housing	4	25	29	86%
KPHC - New Beginnings S+C Program	114	46	160	29%
KPHC - Oahu Region 1 - Street Outreach (HPO)	84	153	237	65%
KPHC - Oahu Region 2 - Street Outreach (HPO)	4	5	9	56%
KPHC - Oahu Region 6 - Street Outreach (HPO)		18	18	100%
KPHC - PATH Street Outreach Program	2	70	72	97%
KPHC - PATH Services Only Program		1	1	100%
Kauai Economic Opportunity	9	330	339	97%
KEO - Kauai All Regions - Street Outreach (HPO)	3	236	239	99%
KEO - Kome Transitional Housing Program	1	2	3	67%
KEO - Komohana Group Home TH		3	3	100%
KEO - Lihue Court Transitional Housing		3	3	100%
KEO - Mana'olana Emergency	1	78	79	99%
KEO - Mana'olana Transitional Housing	1	5	6	83%
KEO - Pa`a Hana PSH	3	1	4	25%
KEO - Lawehana Transitional Housing Program		2	2	100%
Kealahou West Oahu	25	221	246	90%
KWO - Oahu Region 7 - Street Outreach (HPO)	9	69	78	88%
KWO - Onelau`ena Emergency Shelter	9	90	99	91%
KWO - Onemalu Transitional Housing	7	62	69	90%
Legal Aid Society of Hawaii	7	285	292	98%
LASH - HPO Legal Services Program	7	283	290	98%
LASH - SSVF Legal Services Program		2	2	100%
Maui AIDS Foundation	20		20	0%
MAF - HOPWA Formula - PSH TBRA	18		18	0%
MAF - HOPWA Formula STRMU	2		2	0%
Maui Youth Family Services	2		2	0%
MYFS - BCP Homeless Prevention Program	2		2	0%
Mental Health Kokua	6	42	48	88%
MHK - Oahu Activity Center Homeless Outreach Program	2	14	16	88%
MHK - PATH Street Outreach Program	1	4	5	80%
MHK - Safe Haven Permanent Supportive Housing	3	24	27	89%
Salvation Army FSO	3	123	126	98%
SARMY - FSO HPO RRH Homeless Prevention		58	58	100%
SARMY - FSO HPO RRH Rapid Re-Housing	3	52	55	95%
SARMY - FSO Pathway of Hope Transitional Housing		13	13	100%
Salvation Army FTS	6	9	15	60%
SARMY - Ka Ohu Hou O Manoa FTS	6	9	15	60%
Salvation Army Maui	44	5	49	10%
SARMY - Maui Homeless Outreach Program	44	5	49	10%
Salvation Army RHY (Big Island)	1		1	0%
SARMY - Big Island RHY TLP	1		1	0%
Shelter of Wisdom	5	59	64	92%

**Consent to Share Data by Organization and Program
Active Adults During August 2018**

Organization/Program	No	Yes	Grand Total	% Consent
SOW - Great Joy 1		8	8	100%
SOW - Great Joy 2	1	9	10	90%
SOW - Great Joy 3		7	7	100%
SOW - Great Joy 4	1	5	6	83%
SOW - Streams of Joy 1	1	5	6	83%
SOW - Streams of Joy 2	1	13	14	93%
SOW - Hearts of Joy	1	12	13	92%
Steadfast Housing Development Corporation	120	117	237	49%
SHDC - Eha S+C	13	15	28	54%
SHDC - Eono S+C		3	3	100%
SHDC - Hale Ulu Pono TH		5	5	100%
SHDC - Kaahale CoC Funded (Kauai)	2	3	5	60%
SHDC - Kalaeloa (Headway House) CoC Funded (Oahu)	14	22	36	61%
SHDC - Kaulana CoC Funded (Maui)	2	2	4	50%
SHDC - Kulalani CoC Funded (Maui)	5	1	6	17%
SHDC - Oahu Shelter Plus Care Program	82	57	139	41%
SHDC - Ekolu Group Homes Ahukini (Oahu)		5	5	100%
SHDC - Ekolu Group Homes Kaukama (Oahu)		2	2	100%
SHDC - Ekolu Group Homes Komo Mai (Oahu)	2	2	4	50%
USVETS	53	813	866	94%
USVETS - BP Ewa HOPTel		7	7	100%
USVETS - BP GPD Bridge Housing		39	39	100%
USVETS - BP GPD Clinical Treatment		44	44	100%
USVETS - BP GPD Low Demand		33	33	100%
USVETS - BP Hilo HOPTel Program		5	5	100%
USVETS - BP HPO Housing First PSH	17	64	81	79%
USVETS - BP Kauai HOPTel Program		5	5	100%
USVETS - BP Leeward PSH		19	19	100%
USVETS - BP Oahu Region 3 - Street Outreach (HPO)		35	35	100%
USVETS - BP Oahu Region 5 - Street Outreach (HPO)		32	32	100%
USVETS - BP Pearl City HOPTel		6	6	100%
USVETS - BP Pearl City Seniors HOPTel		5	5	100%
USVETS - BP Permanent Supportive Housing CoC	5	7	12	58%
USVETS - BP PH2 CHAMPS VET FAMILIES	8	9	17	53%
USVETS - BP Respite Beds Barbers Point		13	13	100%
USVETS - SSVF Priority 1 Homeless Prevention	1	34	35	97%
USVETS - SSVF Priority 1 Rapid Re-housing	3	136	139	98%
USVETS - WCC Emergency Shelter	5	138	143	97%
USVETS - WCC ESG Rapid Re-Housing 2017		15	15	100%
USVETS - WCC HOPTel		7	7	100%
USVETS - WCC Housing First Increment II (City)	11	89	100	89%
USVETS - WCC HPO RRH Homeless Prevention	1	26	27	96%
USVETS - WCC HPO RRH Rapid Re-Housing	1	36	37	97%
USVETS - WCC ESG Rapid Re-Housing 2018	1	9	10	90%
Waianae Coast Comprehensive Health Center	94	120	214	56%
WCCHC - Homeless Outreach Program	94	120	214	56%
Waikiki Health	1	168	169	99%

**Length of Stay by Program Type - Statewide
Exits During August 2018**

Program Type	# Exits in August	Average Days to Exit
Emergency Shelter (ES)	378	102
Homeless Outreach	169	113
Homeless Prevention	125	98
Permanent Supportive Housing (PSH)	17	801
Rapid Re-Housing (RRH)	144	177
Services Only program	8	165
Transitional Housing (TH)	158	329
Grand Total	999	162

**Length of Stay by County and Program Type
Exits During August 2018**

County/Program Type	# Exits in August	Average Days to Exit
Hawaii	89	155
Emergency Shelter (ES)	44	93
Homeless Outreach	12	166
Homeless Prevention	10	137
Permanent Supportive Housing (PSH)	7	488
Rapid Re-Housing (RRH)	12	135
Transitional Housing (TH)	4	331
Kauai	40	143
Emergency Shelter (ES)	22	108
Homeless Outreach	5	131
Homeless Prevention	5	42
Transitional Housing (TH)	8	310
Maui	158	135
Emergency Shelter (ES)	60	97
Homeless Outreach	37	101
Homeless Prevention	21	195
Permanent Supportive Housing (PSH)	1	141
Rapid Re-Housing (RRH)	14	95
Transitional Housing (TH)	25	248
Oahu	712	171
Emergency Shelter (ES)	252	104
Homeless Outreach	115	110
Homeless Prevention	89	74
Permanent Supportive Housing (PSH)	9	1118
Rapid Re-Housing (RRH)	118	191
Services Only program	8	165
Transitional Housing (TH)	121	347
Grand Total	999	162

**Length of Stay by Organization and Program
Exits During August 2018**

Organization/Program	# Exits in August	Average Days to Exit
ALEA Bridge	5	78
ALEA - Street Outreach Program	1	384
ALEA - ESG Rapid Rehousing	4	2
Alternative Structures International	70	410
ASI - Ohana Ola O Kahumana	12	500
ASI - Ulu Ke Kukui (Villages of Maili)	58	391
Catholic Charities Hawaii	75	200
CCH - HPP Rapid Re-housing	51	225
CCH - Kakaako Family Assessment Center	11	73
CCH - Ma'ili Land Transitional Housing	2	742
CCH - SSVF Priority 1 Rapid Rehousing	7	139
CCH - SHEG NI Homelessness Prevention	4	69
CHOW Project	10	190
CHOW - Oahu Region 1 - Street Outreach (HPO) (CLOSED)	10	190
Family Life Center	79	121
FLC - Ho'olanani	2	54
FLC - HPP Maui Homelessness Prevention	21	195
FLC - Maui Regions 1, 2, 3, 6 - Street Outreach (HPO)	18	96
FLC - Maui Regions 4, 5 - Street Outreach (HPO)	18	110
FLC - HPP Maui Rapid Re-housing	10	93
FLC - HPO RRH Rapid Re-Housing	2	73
FLC - HPO NI Housing First	1	141
FLC - ESG Maui Rapid Re-housing	2	126
FLC - HPP Kauai Homelessness Prevention	5	42
Family Promise of Hawaii	13	71
FPH - Windward Family Center	5	95
FPH - Honolulu Family Center	5	86
FPH - ESG Rapid Rehousing	3	5
Gregory House Programs	1	721
GHP - Community Residential Program TH	1	721
Hawaii Affordable Properties, Inc.	4	331
HAP - Na Kahua Hale O Ulu Wini	4	331
Holomua Na Ohana	7	498
HNO - Weinberg Village Waimanalo	7	498
Honolulu Community Action Program	1	51
HCAP - Kumuhonua	1	51
HOPE Services Hawaii, Inc.	81	151
HOPE - East Hawaii Emergency Mens Program ES	21	65
HOPE - Hawaii Regions 1, 8, 9, 10 - Street Outreach (HPO)	5	139
HOPE - Hawaii Regions 2, 3, 4, 5, 6, 7 - Street Outreach (HF)	4	159
HOPE - HPO NI Housing First	4	442
HOPE - HPO RRH Rapid Re-Housing	2	190
HOPE - HPP Rapid Re-housing	6	110
HOPE - Kiheipua	17	140
HOPE - PATH Street Outreach Program	3	221
HOPE - West Hawaii Emergency Housing Program	6	60
HOPE - HPP Homelessness Prevention	6	182
HOPE - New Start	3	190
HOPE - ESG Rapid Re-housing	1	3
HOPE - Kukui S+C Program	3	550
Housing Solutions, Inc.	5	207
HSI - Na Kolea Rooming House (TH for Working Singles)	5	207
Institute for Human Services	192	94

**Length of Stay by Organization and Program
Exits During August 2018**

Organization/Program	# Exits in August	Average Days to Exit
IHS - Behavioral Health ES	5	39
IHS - HPP Homelessness Prevention	17	182
IHS - Kaa`ahi Families ES	26	77
IHS - Kaa`ahi Women's ES	33	65
IHS - Sumner Men's ES	55	42
IHS - TBH Medical Respite (ES)	5	57
IHS - Hale Mauiola Program (Sand Island ES)	16	82
IHS - HPP Rapid Re-housing	11	185
IHS - Oahu Region 1 - Street Outreach (HPO)	7	64
IHS - HPO RRH Homeless Prevention	2	10
IHS - HPO RRH Rapid Re-Housing	8	364
IHS - AMHD Street Outreach Program	3	25
IHS - New Youth Rapid Re-Housing 2016 (NYRRH 2016)	2	318
IHS - ESG Rapid Re-housing	2	273
Ka Hale A Ke Ola, Inc	83	143
KHAKO - Central Emergency Shelter	36	77
KHAKO - Central Transitional Housing	6	78
KHAKO - Westside ES	22	133
KHAKO - Westside TH	19	301
Kalihi Palama Health Center	25	178
KPHC - Oahu Region 1 - Street Outreach (HPO)	15	11
KPHC - PATH Street Outreach Program	7	61
KPHC - New Beginnings S+C Program	1	3484
KPHC - ESG Rapid Re-housing	2	195
Kauai Economic Opportunity	33	160
KEO - Mana'olana Emergency	20	107
KEO - Kauai All Regions - Street Outreach (HPO)	5	131
KEO - Lihue Court Transitional Housing	8	310
Kealahou West Oahu	45	240
KWO - Onelau`ena Emergency Shelter	16	328
KWO - Oahu Region 7 - Street Outreach (HPO)	21	74
KWO - Onemalu Transitional Housing	8	501
Legal Aid Society of Hawaii	8	165
LASH - HPO Legal Services Program	8	165
Mental Health Kokua	2	339
MHK - Safe Haven Permanent Supportive Housing	2	339
Salvation Army FSO	2	456
SARMY - FSO HPO RRH Homeless Prevention	2	456
Salvation Army Maui	1	39
SARMY - Maui Homeless Outreach Program	1	39
Shelter of Wisdom	6	304
SOW - Hearts of Joy	1	260
SOW - Great Joy 2	2	332
SOW - Streams of Joy 2	3	300
Steadfast Housing Development Corporation	4	1108
SHDC - Oahu Shelter Plus Care Program	1	2695
SHDC - Kalaeloa (Headway House) CoC Funded (Oahu)	2	442
SHDC - Ekolu Group Homes Ahukini (Oahu)	1	854
USVETS	159	98
USVETS - BP Ewa HOPTL	4	13
USVETS - BP GPD Bridge Housing	9	106
USVETS - BP GPD Clinical Treatment	9	86
USVETS - BP GPD Low Demand	6	94

**Length of Stay by Organization and Program
Exits During August 2018**

Organization/Program	# Exits in August	Average Days to Exit
USVETS - BP Kauai HOPTel Program	2	121
USVETS - BP Respite Beds Barbers Point	3	148
USVETS - SSVF Priority 1 Homeless Prevention	9	55
USVETS - SSVF Priority 1 Rapid Re-housing	24	96
USVETS - WCC Emergency Shelter	19	192
USVETS - WCC HOPTel	2	79
USVETS - WCC HPO RRH Homeless Prevention	59	35
USVETS - BP HPO Housing First PSH	1	1471
USVETS - BP Pearl City HOPTel	2	45
USVETS - WCC Housing First Increment II (City)	1	0
USVETS - BP Oahu Region 3 - Street Outreach (HPO)	5	198
USVETS - WCC HPO RRH Rapid Re-Housing	4	326
Waianae Coast Comprehensive Health Center	44	149
WCCHC - Homeless Outreach Program	44	149
Waikiki Health	39	124
WH - Next Step Emergency Shelter	39	124
Waimanalo Health Center	2	90
NALO - Waimanalo Health Center Street Outreach	2	90
Women In Need	3	74
WIN - Bridge To Success Halawa TH (formerly Waianae)	2	111
WIN - Family House Aiea TH	1	0
Grand Total	999	162

Timeliness Report - August 2018 (Intakes)

Date Range: 8/1/2018 - 8/31/2018

Average Days Taken to Input Enrollments (clients enrolled during reporting period)		Clients Enrolled	Avg Days to Input
Program Name	Program Type		
Hawaii County VI SPDAT v2 Family	Coordinated Assessment	64	0.31
Hawaii County VI SPDAT v2 Individua	Coordinated Assessment	37	0.51
Kauai County VI SPDAT v2 Family	Coordinated Assessment	13	0.00
Kauai County VI SPDAT v2 Individua	Coordinated Assessment	5	1.80
Maui County VI SPDAT v2 Family	Coordinated Assessment	35	1.23
Maui County VI SPDAT v2 Individua	Coordinated Assessment	29	0.59
Maui County VI SPDAT v2 TAY	Coordinated Assessment	1	0.00
Oahu County VI SPDAT v2 Family	Coordinated Assessment	144	2.18
Oahu County VI SPDAT v2 Individual	Coordinated Assessment	145	1.74
Oahu County VI SPDAT v2 TAY	Coordinated Assessment	20	0.70
CCH - Kakaako Family Assessment Center	Emergency Shelter (ES)	9	1.89
FLC - Ho'olanani	Emergency Shelter (ES)	6	0.50
FPH - Windward Family Center	Emergency Shelter (ES)	9	6.22
HKIPA - Girls Shelter BCP ES	Emergency Shelter (ES)	1	22.00
HOPE - East Hawaii Emergency Mens Program ES	Emergency Shelter (ES)	10	0.00
HOPE - Kiheipua	Emergency Shelter (ES)	24	0.00
HOPE - West Hawaii Emergency Housing Program	Emergency Shelter (ES)	5	0.00
IHS - Behavioral Health ES	Emergency Shelter (ES)	9	3.89
IHS - Hale Mauliola Program (Sand Island ES)	Emergency Shelter (ES)	19	1.95
IHS - Kaa`ahi Families ES	Emergency Shelter (ES)	44	0.00
IHS - Kaa`ahi Women's ES	Emergency Shelter (ES)	29	0.00
IHS - Sumner Men's ES	Emergency Shelter (ES)	73	1.27
IHS - TBH Medical Respite (ES)	Emergency Shelter (ES)	8	1.88
KEO - Mana'olana Emergency	Emergency Shelter (ES)	23	0.26
KHAKO - Central Emergency Shelter	Emergency Shelter (ES)	52	0.13
KHAKO - Westside ES	Emergency Shelter (ES)	36	0.81
KWO - Onelau`ena Emergency Shelter	Emergency Shelter (ES)	13	1.54
SOW - Great Joy 2	Emergency Shelter (ES)	2	4.50
SOW - Great Joy 4	Emergency Shelter (ES)	1	33.00
SOW - Hearts of Joy	Emergency Shelter (ES)	1	12.00
SOW - Streams of Joy 2	Emergency Shelter (ES)	3	17.00
USVETS - BP Ewa HOPTel	Emergency Shelter (ES)	5	2.20
USVETS - BP Kauai HOPTel Program	Emergency Shelter (ES)	3	0.33
USVETS - BP Pearl City HOPTel	Emergency Shelter (ES)	2	0.50
USVETS - BP Pearl City Seniors HOPTel	Emergency Shelter (ES)	1	0.00
USVETS - BP Respite Beds Barbers Point	Emergency Shelter (ES)	3	7.00
USVETS - WCC Emergency Shelter	Emergency Shelter (ES)	34	3.97
USVETS - WCC HOPTel	Emergency Shelter (ES)	4	5.00
WH - Next Step Emergency Shelter	Emergency Shelter (ES)	40	2.90
CCH - HPP Homeless Prevention	Homelessness Prevention	76	1.62
CCH - SHEG NI Homelessness Preventior	Homelessness Prevention	18	0.17
CCH - SHEG Oahu Homelessness Preventior	Homelessness Prevention	16	0.50
FLC - HPP Maui Homelessness Preventior	Homelessness Prevention	48	1.40
GHP - ESG Homeless Prevention	Homelessness Prevention	3	0.00
HCAP - HPO RRH Homeless Prevention	Homelessness Prevention	12	1.83
HOPE - ESG Homelessness Prevention	Homelessness Prevention	1	0.00
HOPE - HPP Homelessness Prevention	Homelessness Prevention	6	23.83
IHS - HPO RRH Homeless Prevention	Homelessness Prevention	5	0.00
IHS - HPP Homelessness Preventior	Homelessness Prevention	42	4.05
KPHC - ESG Homelessness Preventior	Homelessness Prevention	15	3.93
USVETS - SSVF Priority 1 Homeless Prevention	Homelessness Prevention	19	9.16
USVETS - WCC HPO RRH Homeless Prevention	Homelessness Prevention	22	0.05
CCH - City HF Increment III	PH - Permanent Supportive Housing	14	8.57
FLC - HPO NI Housing First	PH - Permanent Supportive Housing	1	0.00
HOPE - HPO NI Housing First	PH - Permanent Supportive Housing	12	2.75
HOPE - Kukui S+C Program	PH - Permanent Supportive Housing	1	6.00
KPHC - New Beginnings S+C Program	PH - Permanent Supportive Housing	2	0.50

Timeliness Report - August 2018 (Intakes)

Date Range: 8/1/2018 - 8/31/2018

Average Days Taken to Input Enrollments (clients enrolled during reporting period)			
Program Name	Program Type	Clients Enrolled	Avg Days to Input
MHK - Safe Haven Permanent Supportive Housing	PH - Permanent Supportive Housing	1	6.00
SHDC - Eha S+C	PH - Permanent Supportive Housing	1	0.00
SHDC - Kalaeloa (Headway House) CoC Funded (Oahu)	PH - Permanent Supportive Housing	1	1.00
SHDC - Oahu Shelter Plus Care Program	PH - Permanent Supportive Housing	6	1.67
USVETS - BP HPO Housing First PSH	PH - Permanent Supportive Housing	1	12.00
ASI - HPO RRH Rapid Re-Housing	PH - Rapid Re-Housing	6	16.00
CCH - HPO RRH Rapid Re-Housing (Kauai)	PH - Rapid Re-Housing	1	0.00
CCH - HPP Rapid Re-housing	PH - Rapid Re-Housing	9	3.11
CCH - SHEG NI Rapid Rehousing	PH - Rapid Re-Housing	3	2.67
CCH - SHEG Oahu Rapid Re-Housing	PH - Rapid Re-Housing	6	3.33
CCH - SSVF Priority 1 Rapid Rehousing	PH - Rapid Re-Housing	4	2.50
FLC - ESG Maui Rapid Re-housing	PH - Rapid Re-Housing	4	5.00
FLC - HPO RRH Rapid Re-Housing	PH - Rapid Re-Housing	13	3.08
FLC - HPP Kauai Rapid Re-housing	PH - Rapid Re-Housing	5	2.00
FLC - HPP Maui Rapid Re-housing	PH - Rapid Re-Housing	6	4.00
FPH - ESG Rapid Rehousing	PH - Rapid Re-Housing	12	2.08
GHP - ESG Rapid Re-Housing	PH - Rapid Re-Housing	1	0.00
HCAP - HPO RRH Rapid Re-Housing	PH - Rapid Re-Housing	3	0.00
HOPE - ESG Rapid Re-housing	PH - Rapid Re-Housing	4	4.00
HOPE - HPO RRH Rapid Re-Housing	PH - Rapid Re-Housing	4	6.50
HOPE - HPP Rapid Re-housing	PH - Rapid Re-Housing	59	8.20
HOPE - New Start	PH - Rapid Re-Housing	3	1.00
IHS - ESG Rapid Re-housing	PH - Rapid Re-Housing	4	0.00
IHS - HPO RRH Rapid Re-Housing	PH - Rapid Re-Housing	2	0.00
IHS - HPP Rapid Re-housing	PH - Rapid Re-Housing	8	4.00
IHS - New Youth Rapid Re-Housing 2016 (NYRRH 2016)	PH - Rapid Re-Housing	3	0.00
SARMY - FSO HPO RRH Rapid Re-Housing	PH - Rapid Re-Housing	2	5.00
USVETS - SSVF Priority 1 Rapid Re-housing	PH - Rapid Re-Housing	18	5.67
USVETS - SSVF Priority 2 Rapid Re-housing	PH - Rapid Re-Housing	4	0.00
USVETS - WCC ESG Rapid Re-Housing 2018	PH - Rapid Re-Housing	24	6.04
USVETS - WCC HPO RRH Rapid Re-Housing	PH - Rapid Re-Housing	49	0.08
LASH - HPO Legal Services Program	Services Only	24	0.17
FLC - Maui Regions 1, 2, 3, 6 - Street Outreach (HPO)	Street Outreach	17	0.88
FLC - Maui Regions 4, 5 - Street Outreach (HPO)	Street Outreach	45	0.69
HOPE - Hawaii Regions 1, 8, 9, 10 - Street Outreach (HPO)	Street Outreach	2	2.00
HOPE - Hawaii Regions 2, 3, 4, 5, 6, 7 - Street Outreach (HPO)	Street Outreach	8	0.00
HOPE - PATH Street Outreach Program	Street Outreach	1	1.00
IHS - AMHD Street Outreach Program	Street Outreach	2	0.50
IHS - Oahu Region 1 - Street Outreach (HPO)	Street Outreach	12	3.00
IHS - Oahu Region 2 - Street Outreach (HPO)	Street Outreach	11	1.45
IHS - Oahu Region 4 - Street Outreach (HPO)	Street Outreach	9	1.89
KEO - Kauai All Regions - Street Outreach (HPO)	Street Outreach	37	0.84
KPHC - Oahu Region 1 - Street Outreach (HPO)	Street Outreach	41	5.02
KPHC - PATH Street Outreach Program	Street Outreach	9	6.00
KWO - Oahu Region 7 - Street Outreach (HPO)	Street Outreach	12	16.08
MHK - Oahu Activity Center Homeless Outreach Program	Street Outreach	7	0.14
MHK - PATH Street Outreach Program	Street Outreach	1	0.00
NALO - Waimanalo Health Center Street Outreach	Street Outreach	4	6.00
SARMY - Maui Homeless Outreach Program	Street Outreach	8	0.00
USVETS - BP Oahu Region 3 - Street Outreach (HPO)	Street Outreach	3	15.33
USVETS - BP Oahu Region 5 - Street Outreach (HPO)	Street Outreach	4	6.50
WCCHC - Homeless Outreach Program	Street Outreach	22	3.50
CCH - Ma'ili Land Transitional Housing	Transitional Housing (TH)	10	0.00
HAP - Na Kahua Hale O Ulu Wini	Transitional Housing (TH)	7	5.43
HCAP - Kumuhonua	Transitional Housing (TH)	3	0.00
HNO - Weinberg Village Waimanalo	Transitional Housing (TH)	3	0.00
HSI - Kulaokahua Apts (TH for the Elderly)	Transitional Housing (TH)	1	0.00

Timeliness Report - August 2018 (Intakes)

Date Range: 8/1/2018 - 8/31/2018

Average Days Taken to Input Enrollments (clients enrolled during reporting period)			
Program Name	Program Type	Clients Enrolled	Avg Days to Input
HSI - Na Kolea Rooming House (TH for Working Singles)	Transitional Housing (TH)	4	0.25
KEO - Lawehana Transitional Housing Program	Transitional Housing (TH)	3	0.00
KEO - Mana'olana Transitional Housing	Transitional Housing (TH)	4	0.50
KHAKO - Central Transitional Housing	Transitional Housing (TH)	3	0.33
KHAKO - Westside TH	Transitional Housing (TH)	2	0.50
USVETS - BP GPD Bridge Housing	Transitional Housing (TH)	7	0.43
USVETS - BP GPD Clinical Treatment	Transitional Housing (TH)	11	2.55
USVETS - BP GPD Low Demand	Transitional Housing (TH)	11	6.27
WIN - Bridge To Success Kauai TH	Transitional Housing (TH)	2	11.00
WIN - Family House Aiea TH	Transitional Housing (TH)	2	0.00
Aggregates		1894	2.35

Timeliness Report - August 2018 (Exits)

Date Range: 8/1/2018 - 8/31/2018

Average Days Taken to Exit Enrollments (clients exited during reporting period)		Total Exited Clients	Avg Days to Exit
Program Name	Program Type		
Hawaii County VI SPDAT v2 Family	Coordinated Assessment	41	2.15
Hawaii County VI SPDAT v2 Individual	Coordinated Assessment	34	3.41
Kauai County VI SPDAT v2 Family	Coordinated Assessment	9	10.56
Kauai County VI SPDAT v2 Individual	Coordinated Assessment	12	2.67
Maui County VI SPDAT v2 Family	Coordinated Assessment	41	0.61
Maui County VI SPDAT v2 Individual	Coordinated Assessment	19	0.68
Oahu County VI SPDAT v1 Individual (CLOSED)	Coordinated Assessment	1	14.00
Oahu County VI SPDAT v2 Family	Coordinated Assessment	141	1.78
Oahu County VI SPDAT v2 Individual	Coordinated Assessment	106	0.01
Oahu County VI SPDAT v2 TAY	Coordinated Assessment	1	0.00
CCH - Kakaako Family Assessment Center	Emergency Shelter (ES)	11	0.82
FLC - Ho'olanani	Emergency Shelter (ES)	2	0.50
FPH - Honolulu Family Center	Emergency Shelter (ES)	5	5.00
FPH - Windward Family Center	Emergency Shelter (ES)	5	1.20
HOPE - East Hawaii Emergency Mens Program ES	Emergency Shelter (ES)	21	1.86
HOPE - Kiheipua	Emergency Shelter (ES)	15	3.73
HOPE - West Hawaii Emergency Housing Program	Emergency Shelter (ES)	6	0.00
IHS - Behavioral Health ES	Emergency Shelter (ES)	5	7.20
IHS - Hale Mauliola Program (Sand Island ES)	Emergency Shelter (ES)	16	0.63
IHS - Kaa'ahi Families ES	Emergency Shelter (ES)	26	0.62
IHS - Kaa'ahi Women's ES	Emergency Shelter (ES)	32	0.00
IHS - Sumner Men's ES	Emergency Shelter (ES)	52	3.90
IHS - TBH Medical Respite (ES)	Emergency Shelter (ES)	4	1.25
KEO - Mana'olana Emergency	Emergency Shelter (ES)	20	0.00
KHAKO - Central Emergency Shelter	Emergency Shelter (ES)	36	4.00
KHAKO - Westside ES	Emergency Shelter (ES)	22	3.05
KWO - Onelau`ena Emergency Shelter	Emergency Shelter (ES)	13	9.54
SOW - Great Joy 2	Emergency Shelter (ES)	2	3.50
SOW - Hearts of Joy	Emergency Shelter (ES)	1	13.00
SOW - Streams of Joy 2	Emergency Shelter (ES)	3	15.67
USVETS - BP Ewa HOPTEL	Emergency Shelter (ES)	4	0.00
USVETS - BP Kauai HOPTEL Program	Emergency Shelter (ES)	2	9.50
USVETS - BP Pearl City HOPTEL	Emergency Shelter (ES)	2	8.00
USVETS - BP Respite Beds Barbers Point	Emergency Shelter (ES)	3	0.33
USVETS - WCC Emergency Shelter	Emergency Shelter (ES)	19	2.05
USVETS - WCC HOPTEL	Emergency Shelter (ES)	2	4.50
WH - Next Step Emergency Shelter	Emergency Shelter (ES)	38	1.74
CCH - HPP Homeless Prevention	Homelessness Prevention	27	0.00
CCH - SHEG NI Homelessness Prevention	Homelessness Prevention	4	0.00
FLC - HPP Kauai Homelessness Prevention	Homelessness Prevention	5	15.00
FLC - HPP Maui Homelessness Prevention	Homelessness Prevention	21	0.86
HOPE - HPP Homelessness Prevention	Homelessness Prevention	6	17.00
IHS - HPO RRH Homeless Prevention	Homelessness Prevention	2	0.00
IHS - HPP Homelessness Prevention	Homelessness Prevention	17	3.12
SARMY - FSO HPO RRH Homeless Prevention	Homelessness Prevention	2	0.00
USVETS - SSVF Priority 1 Homeless Prevention	Homelessness Prevention	9	6.22
USVETS - WCC HPO RRH Homeless Prevention	Homelessness Prevention	59	0.07
HOPE - HPO NI Housing First	PH - Permanent Supportive Housing	4	3.75
HOPE - Kukui S+C Program	PH - Permanent Supportive Housing	3	5.00
KPHC - New Beginnings S+C Program	PH - Permanent Supportive Housing	1	0.00
MHK - Safe Haven Permanent Supportive Housing	PH - Permanent Supportive Housing	2	8.00
SHDC - Ekolu Group Homes Ahukini (Oahu)	PH - Permanent Supportive Housing	1	5.00
SHDC - Kalaeloa (Headway House) CoC Funded (Oahu)	PH - Permanent Supportive Housing	2	6.00
SHDC - Oahu Shelter Plus Care Program	PH - Permanent Supportive Housing	1	0.00
USVETS - BP HPO Housing First PSH	PH - Permanent Supportive Housing	1	13.00
ALEA - ESG Rapid Rehousing	PH - Rapid Re-Housing	4	11.00
CCH - HPP Rapid Re-housing	PH - Rapid Re-Housing	51	3.12
CCH - SSVF Priority 1 Rapid Rehousing	PH - Rapid Re-Housing	7	2.86

Timeliness Report - August 2018 (Exits)

Date Range: 8/1/2018 - 8/31/2018

Average Days Taken to Exit Enrollments (clients exited during reporting period)			
Program Name	Program Type	Total Exited Clients	Avg Days to Exit
FLC - ESG Maui Rapid Re-housing	PH - Rapid Re-Housing	2	12.00
FLC - HPO RRH Rapid Re-Housing	PH - Rapid Re-Housing	2	0.00
FLC - HPP Maui Rapid Re-housing	PH - Rapid Re-Housing	10	0.40
FPH - ESG Rapid Rehousing	PH - Rapid Re-Housing	3	0.00
HOPE - ESG Rapid Re-housing	PH - Rapid Re-Housing	1	0.00
HOPE - HPO RRH Rapid Re-Housing	PH - Rapid Re-Housing	2	7.00
HOPE - HPP Rapid Re-housing	PH - Rapid Re-Housing	6	13.00
HOPE - New Start	PH - Rapid Re-Housing	3	5.00
IHS - ESG Rapid Re-housing	PH - Rapid Re-Housing	2	10.50
IHS - HPO RRH Rapid Re-Housing	PH - Rapid Re-Housing	8	0.00
IHS - HPP Rapid Re-housing	PH - Rapid Re-Housing	11	2.73
IHS - New Youth Rapid Re-Housing 2016 (NYRRH 2016)	PH - Rapid Re-Housing	2	1.00
USVETS - SSVF Priority 1 Rapid Re-housing	PH - Rapid Re-Housing	24	4.38
USVETS - WCC HPO RRH Rapid Re-Housing	PH - Rapid Re-Housing	4	0.00
LASH - HPO Legal Services Program	Services Only	9	0.00
ALEA - Street Outreach Program	Street Outreach	2	0.00
CHOW - Oahu Region 1 - Street Outreach (HPO) (CLOSED)	Street Outreach	10	0.00
FLC - Maui Regions 1, 2, 3, 6 - Street Outreach (HPO)	Street Outreach	14	0.07
FLC - Maui Regions 4, 5 - Street Outreach (HPO)	Street Outreach	16	0.44
HOPE - Hawaii Regions 1, 8, 9, 10 - Street Outreach (HPO)	Street Outreach	5	0.00
HOPE - Hawaii Regions 2, 3, 4, 5, 6, 7 - Street Outreach (HPO)	Street Outreach	4	12.25
HOPE - PATH Street Outreach Program	Street Outreach	3	4.00
IHS - AMHD Street Outreach Program	Street Outreach	3	7.00
IHS - Oahu Region 1 - Street Outreach (HPO)	Street Outreach	10	0.00
IHS - Oahu Region 2 - Street Outreach (HPO)	Street Outreach	3	0.00
IHS - Oahu Region 4 - Street Outreach (HPO)	Street Outreach	1	0.00
KEO - Kauai All Regions - Street Outreach (HPO)	Street Outreach	9	0.89
KPHC - Oahu Region 1 - Street Outreach (HPO)	Street Outreach	16	3.50
KPHC - PATH Street Outreach Program	Street Outreach	11	0.55
KWO - Oahu Region 7 - Street Outreach (HPO)	Street Outreach	14	4.57
MHK - Oahu Activity Center Homeless Outreach Program	Street Outreach	2	0.00
NALO - Waimanalo Health Center Street Outreach	Street Outreach	1	0.00
SARMY - Maui Homeless Outreach Program	Street Outreach	1	0.00
WCCHC - Homeless Outreach Program	Street Outreach	14	0.00
ASI - Ohana Ola O Kahumana	Transitional Housing (TH)	12	6.50
ASI - Ulu Ke Kukui (Villages of Maili)	Transitional Housing (TH)	60	1.68
CCH - Ma'ili Land Transitional Housing	Transitional Housing (TH)	2	0.00
GHP - Community Residential Program TH	Transitional Housing (TH)	1	0.00
HAP - Na Kahua Hale O Ulu Wini	Transitional Housing (TH)	4	12.00
HCAP - Kumuhonua	Transitional Housing (TH)	1	3.00
HNO - Weinberg Village Waimanalo	Transitional Housing (TH)	7	4.00
HSI - Na Kolea Rooming House (TH for Working Singles)	Transitional Housing (TH)	5	1.00
KEO - Lihue Court Transitional Housing	Transitional Housing (TH)	8	9.00
KHAKO - Central Transitional Housing	Transitional Housing (TH)	6	0.83
KHAKO - Westside TH	Transitional Housing (TH)	17	4.41
KWO - Onemalu Transitional Housing	Transitional Housing (TH)	8	3.75
USVETS - BP GPD Bridge Housing	Transitional Housing (TH)	9	1.56
USVETS - BP GPD Clinical Treatment	Transitional Housing (TH)	9	2.78
USVETS - BP GPD Low Demand	Transitional Housing (TH)	6	7.33
WIN - Bridge To Success Halawa TH (formerly Waianae)	Transitional Housing (TH)	2	2.00
WIN - Family House Aiea TH	Transitional Housing (TH)	1	0.00
Aggregates		1387	2.34