

From: Carlos Peraro, CPC
To: Harold Brackeen, State of Hawaii, Homeless Programs Administrator
Brandee Menino, BTG Chair; Heather Lusk, PIC Vice Chair
Date: October 17, 2018
Re: September 2018 HMIS Monitoring Reports

Attached for your review and dissemination to Continuum agencies is the September 2018 HMIS monitoring report. Below are brief highlights from the attached reports.

- 1) End of month, September 2018 Census summary by Continuum and Statewide (pp. 2-8)
 - The Statewide census for emergency and transitional programs decreased in September 2018 (2,873) compared to August 2018 (3,025) representing a decrease in the emergency and transitional census for Oahu, and a decrease in emergency shelter, but an increase in transitional facilities for the Neighbor Islands.
 - The total “vacant beds” compared to the HIC bed capacity was 343 (ES and TH) and 357 (PSH). The high level for PSH is still due to the new program CCH - City HF Increment III. HIC openings can also vary depending on differences in household size.
 - 22 programs on Oahu and 23 programs on the Neighbor Islands had utilization rates of less than 85% or greater than 110%. These programs are marked in red.
 - Statewide active Outreach clients totaled 1,668 including 1,066 on Oahu and 602 on the Neighbor Islands.

- 2) Consent report for September 2018 (pp. 9-19)
 - VI-SPDAT Assessments: Consent to share data rates for Neighbor Islands and Oahu programs were 96% and 90% respectively; (August’s rates: 97% and 90%). (page 9)
 - By Name List: Consent to share data rates as of Sep 30, 2018 was 94% statewide – the same rate compared to the August report. Rates for September were: Oahu Families (83%) and Singles (97%). Neighbor Island family and singles rates ranged from 81% (Kauai Families) to 99% (Hawaii and Kauai Singles). (page 10).
 - For adult program intakes entered in September 2018 (n=912), the statewide consent to share was 95%, the same rate as in August 2018, and a sustained improvement from Aug 2017 (55%).
 - Thirteen programs (pp. 11-14) had consent rates below 80% (September Intakes). These programs are highlighted in RED.

- 3) Length of Stay by Agency and Program for clients exiting during September 2018 (pp. 20-23)
 - The average LOS over all programs was 182 days (representing 1,070 exits), an increase compared to August (162 days). If the 35 permanent supportive housing programs exits are omitted, the average LOS was 156 days.
 - Overall, emergency shelter and homeless prevention programs’ LOS were the shortest (106 and 79 days). As expected, PSH and TH program’s LOS were the longest (928 and 348 days).
 - By County, Maui (111 days) and Kauai (178 days) averaged the shortest LOS, followed by Oahu (198 days) and Hawaii (199 days). Of note is that the average includes PH projects, which heavily skew this statistic.
 - Emergency Shelter LOS ranged from 101 days on Maui to 121 days on Kauai.

- 4) Timeliness (entries and exits) during September 2018 (pp. 24-28)
 - Intake Timeliness was 2.64 average days, a slight increase compared to 2.35 average days in August. 40 programs (highlighted in RED) averaged more than 3 days to enter intakes.
 - Exit timeliness increased to 2.61 average days compared to 2.34 days in August.
 - 33 programs (highlighted in RED) averaged more than 3 days to enter exits.

HMIS Census Report - September 2018
Oahu and Neighbor Islands - HIC Facilities

Summary of Monthly HMIS Shelter Census Counts

October 2017 - September, 2018

HI-501 Oahu Census Summary

	Emerg	Trans	Total HUD Homeless	HIC Openings	PH	HIC Openings	Veterans ES/TH
October 31,2017	1197	1305	2502	226	1127	46	247
November 30, 2017	1192	1288	2480	254	1119	51	241
December 31, 2017	1225	1275	2500	219	1112	53	234
January 31, 2018	1179	1228	2407	295	1097	76	244
February 28, 2018	1098	1238	2336	318	1116	72	238
March 31, 2018	1095	1261	2356	262	1116	72	227
April 30, 2018	1130	1283	2413	265	1140	102	241
May 31, 2018	1141	1269	2410	261	1143	114	257
June 30, 2018	1133	1236	2369	385	1100	167	246
July 31, 2018	1109	1199	2308	322	1088	123	227
August 31, 2018	1165	1117	2282	369	1100	238	234
September 30, 2018	1143	995	2138	242	1107	236	233

HI-500 Balance of State Census Summary

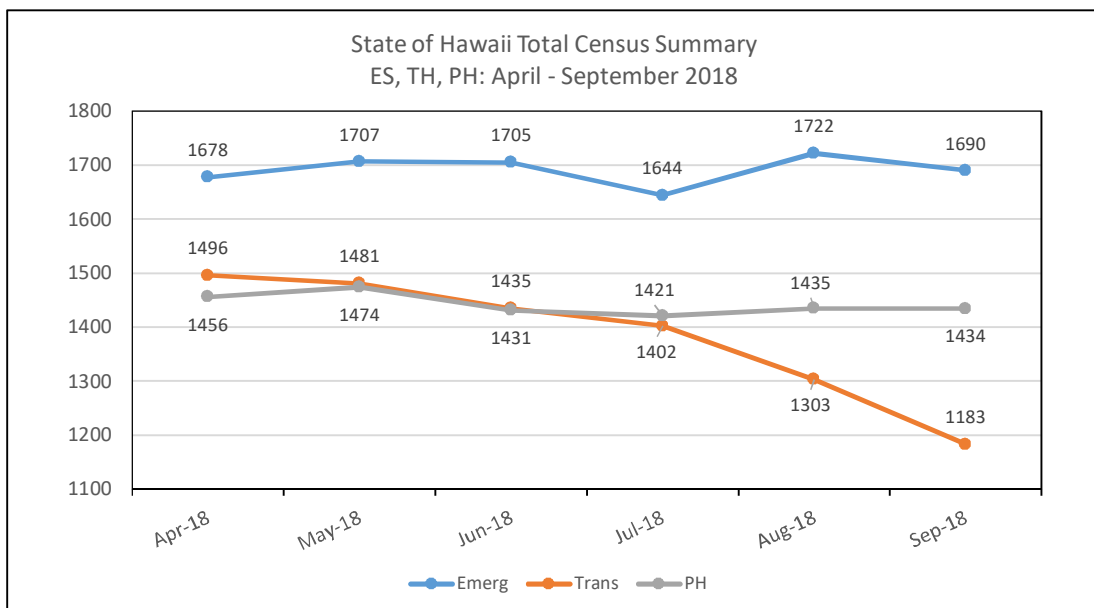
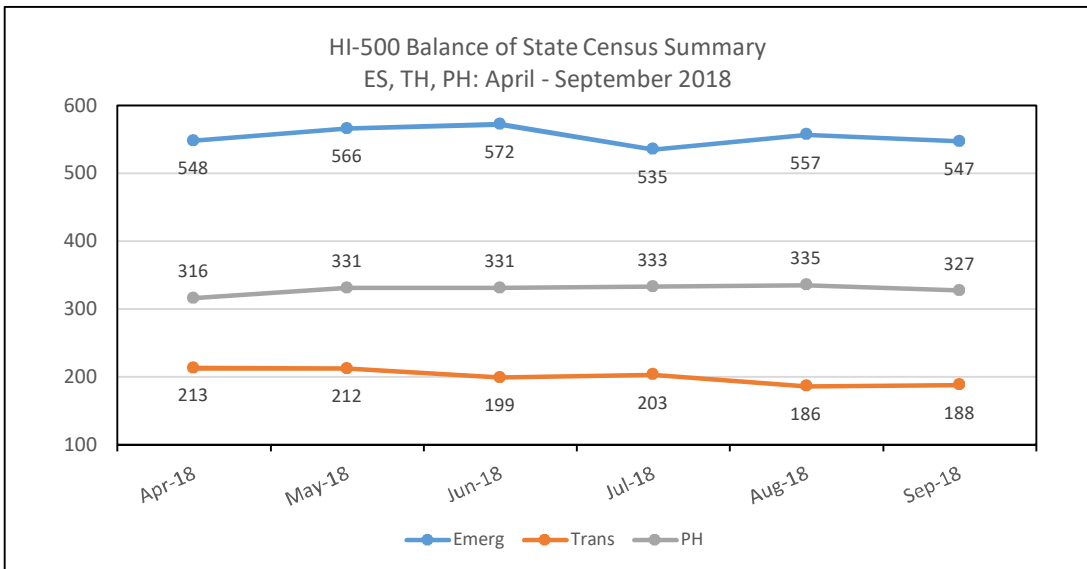
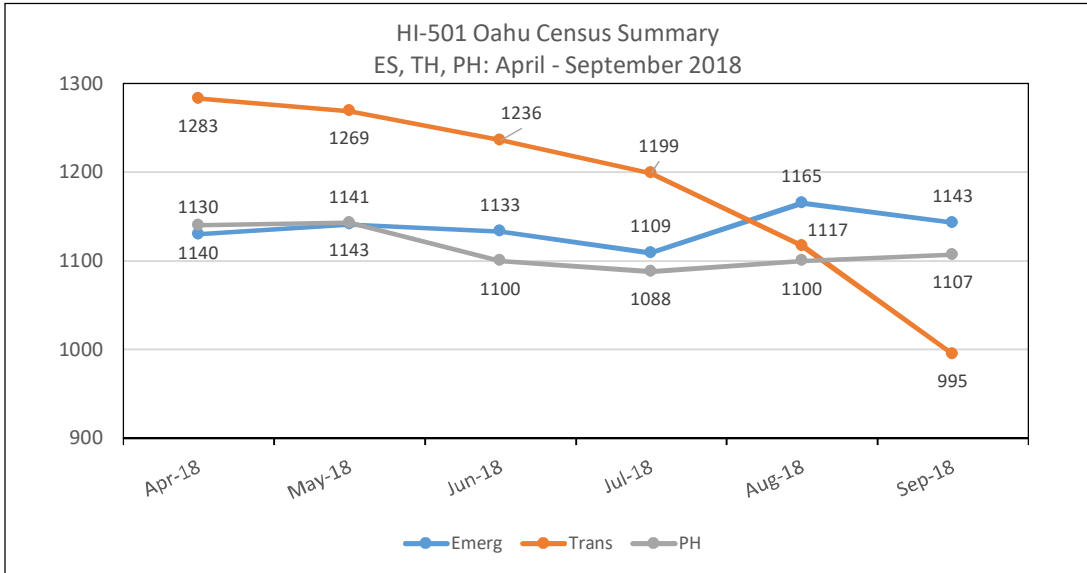
	Emerg	Trans	Total HUD Homeless	HIC Openings	PH	HIC Openings	Veterans ES/TH
October 31,2017	483	292	775	307	314	128	44
November 30, 2017	467	293	760	305	330	125	34
December 31, 2017	478	282	760	325	332	123	38
January 31, 2018	488	210	698	399	335	125	32
February 28, 2018	494	206	700	398	338	124	36
March 31, 2018	525	194	719	215	322	145	39
April 30, 2018	548	213	761	195	316	135	34
May 31, 2018	566	212	778	179	331	130	38
June 30, 2018	572	199	771	77	331	119	32
July 31, 2018	535	203	738	99	333	117	30
August 31, 2018	557	186	743	105	335	113	26
September 30, 2018	547	188	735	101	327	121	28

State of Hawaii Total Census Summary

	Emerg	Trans	Total HUD Homeless	HIC Openings	PH	HIC Openings	Veterans ES/TH
October 31,2017	1680	1597	3277	533	1441	174	291
November 30, 2017	1659	1581	3240	559	1449	176	275
December 31, 2017	1703	1557	3260	544	1444	176	272
January 31, 2018	1667	1438	3105	694	1432	201	276
February 28, 2018	1592	1444	3036	716	1454	196	274
March 31, 2018	1620	1455	3075	477	1438	217	266
April 30, 2018	1678	1496	3174	460	1456	237	275
May 31, 2018	1707	1481	3188	440	1474	244	295
June 30, 2018	1705	1435	3140	462	1431	286	278
July 31, 2018	1644	1402	3046	421	1421	240	257
August 31, 2018	1722	1303	3025	474	1435	351	260
September 30, 2018	1690	1183	2873	343	1434	357	261

HMIS Census Report - September 2018
Oahu and Neighbor Islands - HIC Facilities

Summary of Monthly HMIS Shelter Census Counts



Census Report - September 30, 2018
Oahu - HIC Facilities

Proj. Type	Organization Name	Project Name	HIC Beds	Census on 09/30/18	% HIC Beds	Technical Openings	Veterans
ES	Child and Family Service	CFS - Honolulu Shelter	49	SP	NR	NR	SP
ES	Child and Family Service	CFS - Leeward Shelter	27	SP	NR	NR	SP
ES	Catholic Charities Hawaii	CCH - Kakaako Family Assessment Center	50	24	48%	26	0
ES	Family Promise of Hawaii	FPH - Honolulu Family Center	14	13	93%	1	0
ES	Family Promise of Hawaii	FPH - Windward Family Center	14	8	57%	6	0
ES	Hale Kipa Inc.	HKIPA - Girls BCP ES	8	3	38%	5	0
ES	IHS Institute for Human Services	IHS - Behavioral Health ES	10	22	220%	0	5
ES	IHS Institute for Human Services	IHS - Hale Mauiola Program (Sand Island)	85	89	105%	0	7
ES	IHS Institute for Human Services	IHS - Kaaahi Families Shelter ES	100	103	103%	0	0
ES	IHS Institute for Human Services	IHS - Kaaahi Women ES	68	66	97%	2	3
ES	IHS Institute for Human Services	IHS - Sumner Men's Shelter	166	225	136%	0	46
ES	IHS Institute for Human Services	IHS - Tutu Bert's House (Med Respite ES)	16	21	131%	0	6
ES	Kealahou West Oahu	KWO - Hope for a New Beginning (Onelauena)	244	195	80%	49	6
ES	Parents and Children Together	PACT - Ohia Shelter	21	SP	NR	NR	SP
ES	Shelter of Wisdom	SOW - Great Joy 1	8	4	50%	4	1
ES	Shelter of Wisdom	SOW - Great Joy 2	9	9	100%	0	0
ES	Shelter of Wisdom	SOW - Great Joy 3	10	7	70%	3	0
ES	Shelter of Wisdom	SOW - Great Joy 4	6	6	100%	0	0
ES	Shelter of Wisdom	SOW - Hearts of Joy 2	13	12	92%	1	1
ES	Shelter of Wisdom	SOW - Streams of Joy 1	6	6	100%	0	1
ES	Shelter of Wisdom	SOW - Streams of Joy 2	10	12	120%	0	0
ES	U.S. Veterans Initiative	USVETS - BP Ewa HOPTEL	5	2	40%	3	2
ES	U.S. Veterans Initiative	USVETS - BP Pearl City HOPTEL	5	4	80%	1	4
ES	U.S. Veterans Initiative	USVETS - BP Pearl City Seniors HOPTEL	5	4	80%	1	4
ES	U.S. Veterans Initiative	USVETS - BP Respite Beds Barbers Point	10	10	100%	0	10
ES	U.S. Veterans Initiative	USVETS - WCC Emergency	191	160	84%	31	9
ES	U.S. Veterans Initiative	USVETS - WCC HOPTEL	5	5	100%	0	5
ES	Waikiki Health Center	WHC - Next Step Emergency Shelter	135	133	99%	2	10
ES	Windward Spouse Abuse Shelter	WSAS - Hale Ola	18	SP	NR	NR	NR
	Subtotal Emergency Shelter		1193	1143	96%	135	120
TH	Alternative Structures Int't	ASI - Ohana Ola O Kahumana	222	222	100%	0	1
TH	Alternative Structures Int't	ASI - Ulu Ke Kukui (Villages of Maili)	81	81	100%	0	1
TH	Catholic Charities Hawaii	CCH - Ma'ili Land TH	54	48	89%	6	1
TH	Child and Family Service	CFS - Transitional Apartments (Honolulu and Leeward)	46	NR	NR	NR	NR
TH	Gregory House Programs	GHP - Community Residential Program	15	18	120%	0	2
TH	Gregory House Programs	GHP - HOPWA Gregory House (Competitive TH)	11	9	82%	2	0
TH	Honolulu Community Action Prog	HCAP - Kumuhonua	68	70	103%	0	4
TH	Hale Kipa Inc.	HKIPA - Apaa Women's Shelter	5	1	20%	4	0
TH	Hale Kipa Inc.	HKIPA - Maka'aloa Men's TLP	4	3	75%	1	0
TH	Ho'oumau Ke Ola	HKO - Lahilahi	10	7	70%	3	0
TH	Holomua Na' Ohana	HNO - Weinberg Village Waimanalo	125	115	92%	10	0
TH	Housing Solutions Inc.	HSI - Kulaokahua (TH for the elderly)	31	29	94%	2	4
TH	Housing Solutions Inc.	HSI - Na Kolea (TH for working singles)	64	62	97%	2	2
TH	Kealahou West Oahu	KWO - Onemalu Transitional Shelter	190	150	79%	40	2
TH	Parents and Children Together	PACT - Lehua	8	NR	NR	NR	NR
TH	The Salvation Army	SARMY - FSO Pathway of Hope	24	20	83%	4	0
TH	The Salvation Army ATS	SARMY - Ka Ohu Hou O Manoa	30	28	93%	2	0
TH	Steadfast Housing Dev Corp	SHDC - Hale Ulu Pono - Transitional Housing	10	5	50%	5	2
TH	U.S. Veterans Initiative	USVETS - BP GPD Bridge Housing	13	31	238%	0	31
TH	U.S. Veterans Initiative	USVETS - BP GPD Clinical Treatment	40	31	78%	9	30
TH	U.S. Veterans Initiative	USVETS - BP GPD Low Demand	35	33	94%	2	33
TH	Windward Spouse Abuse Shelter	WSAS - Imua	1	NR	NR	NR	NR
TH	Women in Need	WIN - Bridge To Success Halawa TH (formerly Waianae)	27	15	56%	12	0
TH	Women in Need	WIN - Family House - Aiea	20	17	85%	3	0
	Subtotal Transitional Housing		1081	995	92%	107	113
PSH	Alternative Structures Int't	ASI - Leeward CoC PSH	46	55	120%	0	0
PSH	Catholic Charities Hawaii	CCH - City HF Increment III	130	21	16%	109	2
PSH	Gregory House Programs	GHP - HOPWA Formula - PSH TBRA	33	26	79%	7	6
PSH	Gregory House Programs	GHP - HOPWA SPNS - Competitive PSH TBRA	48	41	85%	7	4
PSH	IHS Institute for Human Services	IHS - City FY15 Housing First PSH	177	155	88%	22	4
PSH	IHS Institute for Human Services	IHS - New PSH 2013 (CoC Funded)	34	30	88%	4	1
PSH	IHS Institute for Human Services	IHS - SPC Home At Last 2010	89	80	90%	9	14
PSH	IHS Institute for Human Services	IHS - SPC Home Sweet Home	18	8	44%	10	1
PSH	IHS Institute for Human Services	IHS - SPC Home Sweet Home II	15	14	93%	1	0
PSH	IHS Institute for Human Services	IHS - SPC No Place Like Home	19	20	105%	0	3
PSH	Kalihi-Palama Health Center	KPHC - New Beginnings S+C Program	181	170	94%	11	8

Census Report - September 30, 2018
Oahu - HIC Facilities

Proj. Type	Organization Name	Project Name	HIC Beds	Census on 09/30/18	% HIC Beds	Technical Openings	Veterans
PSH	Mental Health Kokua	MHK - Safe Haven Permanent Supportive Housing	25	21	84%	4	2
PSH	Steadfast Housing Dev Corp	SHDC - Ekolu Group Homes Ahukini (Oahu)	5	4	80%	1	1
PSH	Steadfast Housing Dev Corp	SHDC - Ekolu Group Homes Kaukama (Oahu)	5	2	40%	3	0
PSH	Steadfast Housing Dev Corp	SHDC - Ekolu Group Homes Komo Mai (Oahu)	5	3	60%	2	0
PSH	Steadfast Housing Dev Corp	SHDC - Kalaeloa (Headway House) CoC Funded (Oahu)	40	34	85%	6	2
PSH	Steadfast Housing Dev Corp	SHDC - Oahu Shelter Plus Care Program	150	142	95%	8	4
PSH	U.S. Veterans Initiative	USVETS - BP HPO Housing First PSH	116	101	87%	15	22
PSH	U.S. Veterans Initiative	USVETS - BP Leeward PSH	30	26	87%	4	2
PSH	U.S. Veterans Initiative	USVETS - BP Permanent Supportive Housing CoC	13	12	92%	1	12
PSH	U.S. Veterans Initiative	USVETS - BP PH2 CHAMPS VET FAMILIES	32	27	84%	5	16
PSH	U.S. Veterans Initiative	USVETS - WCC Housing First Increment II (City)	122	115	94%	7	8
Subtotal Permanent Housing			1333	1107	83%	236	112
RRH	ALEA Bridge	ALEA - ESG Rapid Rehousing	NA	2	NA	NA	0
RRH	Alternative Structures Int't	ASI - ESG Rapid Re-Housing	NA	19	NA	NA	0
RRH	Alternative Structures Int't	ASI - HPO RRH Rapid Re-Housing	NA	153	NA	NA	1
RRH	Catholic Charities Hawaii	CCH - HPP Rapid Re-housing	NA	641	NA	NA	11
RRH	Catholic Charities Hawaii	CCH - SHEG Oahu Rapid Re-Housing	NA	14	NA	NA	1
RRH	Catholic Charities Hawaii	CCH - SSVF Priority 1 Rapid Rehousing	NA	40	NA	NA	32
RRH	Family Promise Hawaii	FPH - ESG Rapid Rehousing	NA	43	NA	NA	1
RRH	Gregory House Programs	GHP - ESG Rapid Re-Housing	NA	8	NA	NA	0
RRH	Honolulu Community Action Prog	HCAP - HPO RRH Rapid Re-Housing	NA	40	NA	NA	3
RRH	IHS Institute for Human Services	IHS - ESG Rapid Re-housing	NA	103	NA	NA	1
RRH	IHS Institute for Human Services	IHS - HOMES Clean & Sober	NA	26	NA	NA	2
RRH	IHS Institute for Human Services	IHS - HPO RRH Rapid Re-Housing	NA	22	NA	NA	1
RRH	IHS Institute for Human Services	IHS - HPP Rapid Re-housing	NA	70	NA	NA	0
RRH	IHS Institute for Human Services	IHS - New Youth Rapid Re-Housing 2016 (NYRRH 2016)	NA	24	NA	NA	1
RRH	IHS Institute for Human Services	KPHC - ESG Rapid Re-housing	NA	45	NA	NA	3
RRH	Kalihi-Palama Health Center	SARMY - FSO HPO RRH Rapid Re-Housing	NA	100	NA	NA	1
RRH	The Salvation Army	USVETS - SSVF Priority 1 Rapid Re-housing	NA	142	NA	NA	118
RRH	U.S. Veterans Initiative	USVETS - WCC ESG Rapid Re-Housing 2017	NA	25	NA	NA	0
RRH	U.S. Veterans Initiative	USVETS - WCC ESG Rapid Re-Housing 2018	NA	39	NA	NA	1
RRH	U.S. Veterans Initiative	USVETS - WCC HPO RRH Rapid Re-Housing	NA	68	NA	NA	0
Subtotal Rapid ReHousing				1624	NA	NA	177
Total Emergency+Transitional			2,274	2,138	94%	242	233
Total Permanent			1,333	1,107	83%	236	112

Census Report - September 30, 2018
Neighbor Islands - HIC Facilities

Project Type	Organization Name	Project Name	HIC Beds	Census on 09/30/18	%HIC Beds	Technical Openings	Veterans
ES	Child and Family Service	CFS - Hale Ohana	32	SP	NR	NR	NR
ES	Child and Family Service	CFS - West Hawaii Domestic Abuse Shelter	15	SP	NR	NR	NR
ES	Family Life Center	FLC - Ho'olanani	18	16	89%	2	1
ES	HOPE Services Hawaii	HOPE - East Hawaii Emergency Mens Program ES	16	16	100%	0	1
ES	HOPE Services Hawaii	HOPE - Kiheipua	44	61	139%	0	0
ES	HOPE Services Hawaii	HOPE - West Hawaii Emergency Housing Program	31	25	81%	6	2
ES	Kauai Economic Opportunity	KEO - Mana'olana Emergency	38	64	168%	0	5
ES	KHAKO, INC	KHAKO - Central Emergency Shelter	177	198	112%	0	4
ES	KHAKO, INC	KHAKO - Westside ES	119	158	133%	0	3
ES	USVETS	USVETS - BP Hilo HOPTEL Program	5	5	100%	0	5
ES	USVETS	USVETS - BP Kauai HOPTEL Program	5	4	80%	1	4
ES	Women Helping Women	WHW - Hale Lokomaikai	10	SP	NR	NR	NR
ES	YWCA of Kauai	YWCA - Family Violence Shelter	18	SP	NR	NR	NR
	Subtotal Emergency Shelters		453	547	121%	9	25
TH	Child and Family Service	CFS - Hale Kahua Pa'a	16	NR	NR	NR	NR
TH	Hawaii Affordable Properties, Inc.	HAP - Na Kahua Hale O Ulu Wini	55	51	93%	4	0
TH	Hawaii Island Home for Recovery, Inc.	HIHR - Transitional Housing	19	16	84%	3	2
TH	HOPE Services Hawaii	HOPE - Kuleana House	6	10	167%	0	0
TH	HOPE Services Hawaii	HOPE - Wilder House	8	8	100%	0	0
TH	Kauai Economic Opportunity	KEO - Kome TH	7	7	100%	0	0
TH	Kauai Economic Opportunity	KEO - Komohana Group Home	6	3	50%	3	1
TH	Kauai Economic Opportunity	KEO - Lawehana TH	9	8	89%	1	0
TH	Kauai Economic Opportunity	KEO - Lihue Court Apartments	32	1	3%	31	0
TH	Kauai Economic Opportunity	KEO - Mana'olana Transitional Housing	24	13	54%	11	0
TH	KHAKO, INC	KHAKO - Central Transitional	32	30	94%	2	0
TH	KHAKO, INC	KHAKO - Westside Transitional	51	15	29%	36	0
TH	Salvation Army Big Island	SARMY - Big Island RHY TLP	2	1	50%	1	0
TH	Women In Need	WIN - Bridge to Success Kauai	22	25	114%	0	0
	Subtotal Transitional Housing		273	188	69%	92	3
PSH	Catholic Charities Hawaii	CCH - HPO NI Housing First (Kauai)	14	10	71%	4	0
PSH	Family Life Center	FLC - HPO NI Housing First	24	33	138%	0	1
PSH	Family Life Center	FLC - S+C 1	2	2	100%	0	0
PSH	Family Life Center	FLC - S+C 2	30	24	80%	6	2
PSH	Family Life Center	FLC - S+C 3	15	15	100%	0	1
PSH	Family Life Center	FLC - S+C 6 (Eha split)	33	24	73%	9	3
PSH	Hawaii Island Home for Recovery, Inc.	HIHR - PSH 1	16	10	63%	6	0
PSH	Hawaii Island Home for Recovery, Inc.	HIHR - PSH 2	5	3	60%	2	1
PSH	Hawaii Island Home for Recovery, Inc.	HIHR - PSH 3	3	5	167%	0	0
PSH	Hawaii Island Home for Recovery, Inc.	HIHR - PSH 4	5	4	80%	1	0
PSH	HOPE Services Hawaii	HOPE - HPO NI Housing First	125	100	80%	25	15
PSH	HOPE Services Hawaii	HOPE - Kukui Shelter Plus Care	111	51	46%	60	6
PSH	Kauai Economic Opportunity	KEO - Pa`a Hana PSH	4	4	100%	0	1
PSH	Maui AIDS Foundation	MAF - HOPWA PSH	29	NR	NR	NR	NR
PSH	Steadfast Housing Dev Corp	SHDC - Eha Shelter Plus Care	28	26	93%	2	2
PSH	Steadfast Housing Dev Corp	SHDC - Eono Shelter Plus Care	6	3	50%	3	0
PSH	Steadfast Housing Dev Corp	SHDC - Kaahele CoC Funded (Kauai)	5	4	80%	1	0
PSH	Steadfast Housing Dev Corp	SHDC - Kaulana CoC Funded (Maui)	5	3	60%	2	0
PSH	Steadfast Housing Dev Corp	SHDC - Kulalani CoC Funded (Maui)	6	6	100%	0	0
PSH	Subtotal Permanent Supportive Housing		460	327	71%	121	32
RRH	Catholic Charities Hawaii	CCH - HPO RRH Rapid Re-Housing (Kauai)	NA	42	NA	NA	0
RRH	Catholic Charities Hawaii	CCH - SHEG NI Rapid Rehousing	NA	20	NA	NA	0
RRH	Family Life Center	FLC - ESG Kauai Rapid Re-housing	NA	29	NA	NA	0
RRH	Family Life Center	FLC - ESG Maui Rapid Re-housing	NA	43	NA	NA	1
RRH	Family Life Center	FLC - HPO RRH Rapid Re-Housing	NA	61	NA	NA	1
RRH	Family Life Center	FLC - HPP Kauai Rapid Re-housing	NA	46	NA	NA	0
RRH	Family Life Center	FLC - HPP Maui Rapid Re-housing	NA	83	NA	NA	0
RRH	Family Life Center	FLC - Rental Assistance Program (RAP)	NA	8	NA	NA	0
RRH	HOPE Services Hawaii	HOPE - ESG Rapid Re-housing	NA	9	NA	NA	0
RRH	HOPE Services Hawaii	HOPE - HPO RRH Rapid Re-Housing	NA	83	NA	NA	1
RRH	HOPE Services Hawaii	HOPE - HPP Rapid Re-housing	NA	285	NA	NA	2
RRH	HOPE Services Hawaii	HOPE - New Start	NA	21	NA	NA	1
RRH	U.S. Veterans Initiative	USVETS - SSVF Priority 1 Rapid Re-housing	NA	16	NA	NA	13
	Subtotal Rapid ReHousing		NA	746	NA	NA	19
	Total Emergency+Transitional		726	735	101%	101	28
	Total Permanent		460	327	71%	121	32
	TOTAL		1,186	1,062	90%	222	60

Homeless Programs Office (HPO) Unit Utilization Analysis

Occupancy as of 9/30/2018

Program Name	Program Type	HMIS Households Served	Total Number of Living Units Per Facilities Description	Utilization Rate
HOPE - Kiheipua	ES	15	15	100%
KHAKO - Central ES	ES	85	70	121%
KHAKO - Westside ES	ES	69	48	144%
KWO - Onelau`ena Emergency Shelter	ES	59	71	83%
USVETS - WCC Emergency Shelter	ES	85	102	83%
WH - Next Step Emergency Shelter	ES	133	123	108%
ASI - Ohana Ola O Kahumana	TH	45	48	94%
ASI - Ulu Ke Kukui (Villages of Maili)	TH	22	24	92%
CCH - Ma`ili Land Transitional Housing	TH	13	15	87%
GHP - Community Residential Program TH	TH	17	14	121%
HCAP - Kumuhonua	TH	67	58	116%
HIHR - Transitional Housing	TH	16	16	100%
HKIPA - Apaa Women's Shelter TLP	TH	1	4	25%
HKIPA - Maka`aloa Men's TLP	TH	3	4	75%
HNO - Weinberg Village Waimanalo	TH	28	30	93%
HSI - Kulaokahua Apts (TH for the Elderly)	TH	28	29	97%
HSI - Na Kolea Rooming House (TH for Working Singles)	TH	62	64	97%
KEO - Komohana Group Home TH	TH	2	5	40%
KEO - Lihue Court Transitional Housing	TH	1	8	13%
KEO - Mana'olana Transitional Housing	TH	6	8	75%
KWO - Onemalu Transitional Housing	TH	35	40	88%
SHDC - Hale Ulu Pono TH	TH	5	5	100%
USVETS - BP GPD Projects	TH	95	98	97%
WIN - Bridge To Success Halawa TH (formerly Waianae)	TH	13	5	260%
WIN - Bridge To Success Kauai TH	TH	22	9	244%
WIN - Family House Aiea TH	TH	14	8	175%
Totals		941	921	102%

Outreach Program Count

Active as of September 30, 2018

Programs	CoC	Active Count	# Veterans
FLC - Maui Regions 1, 2, 3, 6 - Street Outreach (HPO)	BOS	76	3
FLC - Maui Regions 4, 5 - Street Outreach (HPO)	BOS	66	3
HOPE - Hawaii Regions 1, 8, 9, 10 - Street Outreach (HPO)	BOS	41	4
HOPE - Hawaii Regions 2, 3, 4, 5, 6, 7 - Street Outreach (HPO)	BOS	49	2
HOPE - PATH Street Outreach Program	BOS	19	0
KEO - Kauai All Regions - Street Outreach (HPO)	BOS	310	7
MHK - PATH Street Outreach Program	BOS	12	0
SARMY - Maui Homeless Outreach Program	BOS	29	5
ALEA - Street Outreach Program	Oahu	16	1
CARE - Care Hawaii AMHD Street Outreach Program	Oahu	1	0
HNP - Hale Na`au Pono AMHD Street Outreach Program	Oahu	1	0
IHS - AMHD Street Outreach Program	Oahu	1	0
IHS - Oahu Region 1 - Street Outreach (HPO)	Oahu	91	10
IHS - Oahu Region 2 - Street Outreach (HPO)	Oahu	154	10
IHS - Oahu Region 4 - Street Outreach (HPO)	Oahu	106	10
KPHC - Oahu Region 1 - Street Outreach (HPO)	Oahu	183	9
KPHC - Oahu Region 2 - Street Outreach (HPO)	Oahu	9	0
KPHC - Oahu Region 6 - Street Outreach (HPO)	Oahu	22	1
KPHC - PATH Street Outreach Program	Oahu	52	8
KWO - Oahu Region 7 - Street Outreach (HPO)	Oahu	124	3
LASH - SSVF Legal Services Program	Oahu	1	1
MHK - Oahu Activity Center Homeless Outreach Program	Oahu	19	0
NALO - Waimanalo Health Center Street Outreach	Oahu	57	1
USVETS - BP Oahu Region 3 - Street Outreach (HPO)	Oahu	14	5
USVETS - BP Oahu Region 5 - Street Outreach (HPO)	Oahu	65	5
WCCHC - Homeless Outreach Program	Oahu	150	2
TOTAL BY CONTINUUM (may be duplicated)	Oahu	1,066	66
TOTAL BY CONTINUUM (may be duplicated)	BOS	602	24
TOTAL STATEWIDE (may be duplicated)		1,668	90

Outreach Program Summary	Oahu	BOS	State
October 31, 2017	1,416	556	1,972
November 30, 2017	1,365	535	1,900
December 31, 2017	1,176	536	1,712
January 31, 2018	1,086	522	1,608
February 28, 2018	1,151	581	1,732
March 31, 2018	1,266	574	1,840
April 30, 2018	1,346	606	1,952
May 31, 2018	1,337	621	1,958
June 30, 2018	1,393	635	2,028
July 31, 2018	1,424	656	2,080
August 31, 2018	1,094	684	1,778
September 30, 2018	1,066	602	1,668

Consent to Share Data - VI SPDAT Assessments September 2018

HMIS ORGANIZATION - HI 500	No	Yes	Grand Total	% Consent
Catholic Charities Hawaii	0	1	1	100%
Family Life Center	1	13	14	93%
Hawaii Affordable Properties, Inc.	0	1	1	100%
Hawaii Island Home for Recovery	3	7	10	70%
HOPE Services Hawaii, Inc.	0	48	48	100%
Ka Hale A Ke Ola, Inc	1	38	39	97%
Kauai Economic Opportunity	0	8	8	100%
Mental Health Kokua	0	2	2	100%
Neighborhood Place of Kona/Friends of the Future	0	1	1	100%
Neighborhood Place of Puna	0	1	1	100%
	5	120	125	96%

Consent to Share Data - VI SPDAT Assessments September 2018

HMIS ORGANIZATION - HI 501	No	Yes	Grand Total	% Consent
ALEA Bridge	0	4	4	100%
Alternative Structures International	0	1	1	100%
CARE Hawaii	0	2	2	100%
Catholic Charities Hawaii	1	1	2	50%
Department of Veterans Affairs	0	13	13	100%
EPIC Ohana	1	0	1	0%
Family Promise of Hawaii	3	4	7	57%
Hale Kipa	0	1	1	100%
Honolulu Community Action Program	0	1	1	100%
HOPE Inc.	0	2	2	100%
Institute for Human Services	4	43	47	91%
Kalihi Palama Health Center	1	1	2	50%
Kealahou West Oahu	0	10	10	100%
Koolauloa Health Center	0	1	1	100%
Mental Health Kokua	0	5	5	100%
Queens's Medical Center	0	1	1	100%
Residential Youth Services & Empowerment	1	2	3	67%
Salvation Army FSO	0	2	2	100%
USVETS	0	8	8	100%
Waianae Coast Comprehensive Health Center	3	4	7	57%
Waikiki Health	1	26	27	96%
Waimanalo Health Center	0	3	3	100%
Women In Need	0	2	2	100%
	15	137	152	90%

Summary	Jan-18	Feb-18	Mar-18	Apr-18	May-18	Jun-18	Jul-18	Aug-18
% Consent - HI 500	90%	86%	100%	95%	97%	96%	94%	97%
% Consent - HI 501	83%	89%	95%	88%	93%	93%	91%	90%
State Summary	83%	88%	96%	90%	94%	94%	91%	92%

State Summary - September 2018	No	Yes	Grand Total	% Consent
	20	257	277	93%

Consent to Share Data - Statewide BNL Reports as of 9/30/18

Statewide Consent Summary by CES Program

CES Program	No	Yes	TOTAL	% Shared
Oahu Family	86	413	499	83%
Oahu Singles	37	1304	1341	97%
Hawaii Family	1	34	35	97%
Hawaii Singles	1	124	125	99%
Kauai Family	5	21	26	81%
Kauai Singles	1	73	74	99%
Maui Family	3	56	59	95%
Maui Singles	4	98	102	96%
TOTAL	138	2123	2261	94%

Oahu	93%
Hawaii	99%
Kauai	94%
Maui	96%

Oahu Consent Summary by Priority Group

Family CES				
	No	Yes	TOTAL	% Shared
PSH P1	4	17	21	81%
PSH P2	9	26	35	74%
PSH P3	11	37	48	77%
PSH P4	20	71	91	78%
PSH P5	4	49	53	92%
RRH P1	4	22	26	85%
RRH P2	10	53	63	84%
RRH P3	16	99	115	86%
TH P3	3	16	19	84%
TH P4	0	3	3	100%
TH P5	0	0	0	N/A
TH P6	5	20	25	80%
TOTAL	86	413	499	83%

Singles CES				
	No	Yes	TOTAL	% Shared
PSH P1	7	207	214	97%
PSH P2	3	212	215	99%
PSH P3	8	134	142	94%
PSH P4	4	186	190	98%
PSH P5	2	58	60	97%
RRH P1	7	168	175	96%
RRH P2	3	128	131	98%
RRH P3	0	132	132	100%
TH P3	2	40	42	95%
TH P4	1	13	14	93%
TH P5	0	26	26	100%
TH P6	0	0	0	N/A
TOTAL	37	1304	1341	97%

Hawaii Consent Summary by Priority Group

Family CES				
	No	Yes	TOTAL	% Shared
PSH	0	16	16	100%
RRH	0	1	1	100%
TH	1	17	18	94%
TOTAL	1	34	35	97%

Singles CES				
	No	Yes	TOTAL	% Shared
PSH	0	11	11	100%
RRH	0	65	65	100%
TH	1	46	47	98%
TOTAL	1	124	125	99%

Kauai Consent Summary by Priority Group

Family CES				
	No	Yes	TOTAL	% Shared
PSH	0	0	0	N/A
RRH	2	4	6	67%
TH	3	17	20	85%
TOTAL	5	21	26	81%

Singles CES				
	No	Yes	TOTAL	% Shared
PSH	0	2	2	100%
RRH	0	28	28	100%
TH	1	43	44	98%
TOTAL	1	73	74	99%

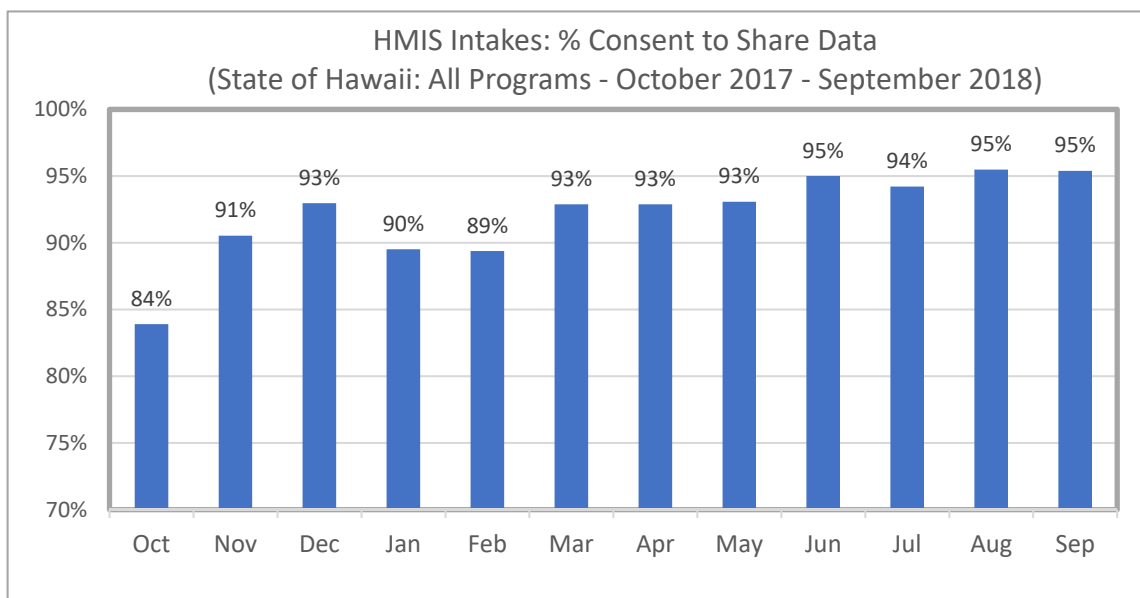
Maui Consent Summary by Priority Group

Family CES				
	No	Yes	TOTAL	% Shared
PSH	0	15	15	100%
RRH	3	40	43	93%
TH	0	1	1	100%
TOTAL	3	56	59	95%

Singles CES				
	No	Yes	TOTAL	% Shared
PSH	0	18	18	100%
RRH	3	28	31	90%
TH	1	52	53	98%
TOTAL	4	98	102	96%

**Consent to Share Data by Program Type
Adult Intakes During September 2018**

Program Types	No	Yes	Grand Total	% Consent
Emergency Shelter (ES)	8	292	300	97%
Homeless Outreach	9	190	199	95%
Homeless Prevention	12	125	137	91%
Permanent Supportive Housing (PSH)	2	29	31	94%
Rapid Re-Housing (RRH)	7	144	151	95%
Services Only program		31	31	100%
Transitional Housing (TH)	4	59	63	94%
Grand Total	42	870	912	95%



**Consent to Share Data by Organization and Program
Adult Intakes During September 2018**

Organization/Program	No	Yes	Grand Total	% Consent
ALEA Bridge		3	3	100%
ALEA - Street Outreach Program		3	3	100%
Alternative Structures International	2	10	12	83%
ASI - HPO RRH Rapid Re-Housing		4	4	100%
ASI - ESG Rapid Re-Housing		4	4	100%
ASI - Ohana Ola O Kahumana	2	2	4	50%
CARE Hawaii	1		1	0%
CARE - Care Hawaii AMHD Street Outreach Program	1		1	0%
Catholic Charities Hawaii	8	79	87	91%
CCH - HPP Homeless Prevention	4	28	32	88%
CCH - HPP Rapid Re-housing		7	7	100%
CCH - Kakaako Family Assessment Center	2	3	5	60%
CCH - SHEG NI Homelessness Prevention	1	9	10	90%
CCH - SHEG NI Rapid Rehousing		4	4	100%

**Consent to Share Data by Organization and Program
Adult Intakes During September 2018**

Organization/Program	No	Yes	Grand Total	% Consent
CCH - SHEG Oahu Homelessness Prevention	1	13	14	93%
CCH - SHEG Oahu Rapid Re-Housing		6	6	100%
CCH - SSVF Priority 1 Rapid Rehousing		2	2	100%
CCH - City HF Increment III		7	7	100%
Family Life Center	2	89	91	98%
FLC - ESG Maui Rapid Re-housing		7	7	100%
FLC - Ho'olanani	1	3	4	75%
FLC - HPO RRH Rapid Re-Housing		6	6	100%
FLC - HPP Maui Rapid Re-housing		13	13	100%
FLC - Maui Regions 1, 2, 3, 6 - Street Outreach (HPO)		16	16	100%
FLC - Maui Regions 4, 5 - Street Outreach (HPO)		20	20	100%
FLC - HPO NI Housing First	1		1	0%
FLC - HPP Maui Homelessness Prevention		17	17	100%
FLC - HPP Kauai Homelessness Prevention		5	5	100%
FLC - ESG Kauai Rapid Re-housing		1	1	100%
FLC - HPO RRH Homeless Prevention		1	1	100%
Family Promise of Hawaii	2	15	17	88%
FPH - ESG Rapid Rehousing	1	5	6	83%
FPH - Windward Family Center	1	4	5	80%
FPH - Honolulu Family Center		6	6	100%
Gregory House Programs	1	2	3	67%
GHP - Community Residential Program TH	1	1	2	50%
GHP - HOPWA Gregory House (Competitive TH)		1	1	100%
Honolulu Community Action Program	2	4	6	67%
HCAP - HPO RRH Homeless Prevention	1	2	3	67%
HCAP - Kumuhonua	1	2	3	67%
HOPE Services Hawaii, Inc.	3	87	90	97%
HOPE - East Hawaii Emergency Mens Program ES		10	10	100%
HOPE - Hawaii Regions 2, 3, 4, 5, 6, 7 - Street Outreach (HPO)		24	24	100%
HOPE - HPO NI Housing First		6	6	100%
HOPE - HPP Rapid Re-housing	3	9	12	75%
HOPE - Kiheipua		6	6	100%
HOPE - Kukui S+C Program		5	5	100%
HOPE - West Hawaii Emergency Housing Program		3	3	100%
HOPE - PATH Street Outreach Program		5	5	100%
HOPE - Hawaii Regions 1, 8, 9, 10 - Street Outreach (HPO)		16	16	100%
HOPE - ESG Rapid Re-housing		1	1	100%
HOPE - HPO RRH Homeless Prevention		2	2	100%
Housing Solutions, Inc.		5	5	100%
HSI - Na Kolea Rooming House (TH for Working Singles)		4	4	100%
HSI - Kulaokahua Apts (TH for the Elderly)		1	1	100%
Institute for Human Services	3	196	199	98%
IHS - Behavioral Health ES		4	4	100%
IHS - ESG Rapid Re-housing		4	4	100%
IHS - Hale Mauiola Program (Sand Island ES)		15	15	100%

**Consent to Share Data by Organization and Program
Adult Intakes During September 2018**

Organization/Program	No	Yes	Grand Total	% Consent
IHS - HPO RRH Rapid Re-Housing		6	6	100%
IHS - Kaa`ahi Families ES		7	7	100%
IHS - Kaa`ahi Women's ES		28	28	100%
IHS - Oahu Region 1 - Street Outreach (HPO)		14	14	100%
IHS - Oahu Region 2 - Street Outreach (HPO)		9	9	100%
IHS - Oahu Region 4 - Street Outreach (HPO)	1	4	5	80%
IHS - Sumner Men's ES	2	55	57	96%
IHS - TBH Medical Respite (ES)		11	11	100%
IHS - New Youth Rapid Re-Housing 2016 (NYRRH 2016)		2	2	100%
IHS - HPP Rapid Re-housing		5	5	100%
IHS - HPO RRH Homeless Prevention		3	3	100%
IHS - HPP Homelessness Prevention		27	27	100%
IHS - SPC No Place Like Home		2	2	100%
Ka Hale A Ke Ola, Inc	2	56	58	97%
KHAKO - Central Emergency Shelter		23	23	100%
KHAKO - Central Transitional Housing		4	4	100%
KHAKO - Westside ES	2	25	27	93%
KHAKO - Westside TH		4	4	100%
Kalihi Palama Health Center	1	13	14	93%
KPHC - Oahu Region 1 - Street Outreach (HPO)	1	10	11	91%
KPHC - PATH Street Outreach Program		1	1	100%
KPHC - New Beginnings S+C Program		1	1	100%
KPHC - Oahu Region 6 - Street Outreach (HPO)		1	1	100%
Kauai Economic Opportunity		36	36	100%
KEO - Kauai All Regions - Street Outreach (HPO)		19	19	100%
KEO - Mana'olana Emergency		14	14	100%
KEO - Mana'olana Transitional Housing		1	1	100%
KEO - Lawehana Transitional Housing Program		2	2	100%
Kealahou West Oahu		24	24	100%
KWO - Onelau`ena Emergency Shelter		12	12	100%
KWO - Oahu Region 7 - Street Outreach (HPO)		3	3	100%
KWO - Onemalu Transitional Housing		9	9	100%
Legal Aid Society of Hawaii		32	32	100%
LASH - HPO Legal Services Program		31	31	100%
LASH - SSVF Legal Services Program		1	1	100%
Mental Health Kokua	3	10	13	77%
MHK - PATH Street Outreach Program	2	2	4	50%
MHK - Safe Haven Permanent Supportive Housing		1	1	100%
MHK - Oahu Activity Center Homeless Outreach Program	1	7	8	88%
Salvation Army FSO		9	9	100%
SARMY - FSO HPO RRH Rapid Re-Housing		7	7	100%
SARMY - FSO HPO RRH Homeless Prevention		2	2	100%
Shelter of Wisdom		6	6	100%
SOW - Hearts of Joy		1	1	100%
SOW - Streams of Joy 2		2	2	100%

**Consent to Share Data by Organization and Program
Adult Intakes During September 2018**

Organization/Program	No	Yes	Grand Total	% Consent
SOW - Great Joy 2		1	1	100%
SOW - Great Joy 3		2	2	100%
Steadfast Housing Development Corporation		4	4	100%
SHDC - Oahu Shelter Plus Care Program		4	4	100%
USVETS	9	137	146	94%
USVETS - BP Ewa HOPTel		2	2	100%
USVETS - BP GPD Bridge Housing		10	10	100%
USVETS - BP GPD Clinical Treatment		2	2	100%
USVETS - BP GPD Low Demand		12	12	100%
USVETS - BP Oahu Region 3 - Street Outreach (HPO)		1	1	100%
USVETS - BP Pearl City HOPTel		1	1	100%
USVETS - SSVF Priority 1 Homeless Prevention	2	7	9	78%
USVETS - SSVF Priority 1 Rapid Re-housing	2	42	44	95%
USVETS - WCC Emergency Shelter		17	17	100%
USVETS - WCC HPO RRH Homeless Prevention	3	9	12	75%
USVETS - BP HPO Housing First PSH	1	1	2	50%
USVETS - WCC HOPTel		3	3	100%
USVETS - WCC ESG Rapid Re-Housing 2018	1	9	10	90%
USVETS - BP Oahu Region 5 - Street Outreach (HPO)		14	14	100%
USVETS - BP Kauai HOPTel Program		2	2	100%
USVETS - BP Hilo HOPTel Program		3	3	100%
USVETS - WCC Housing First Increment II (City)		1	1	100%
USVETS - BP PH2 CHAMPS VET FAMILIES		1	1	100%
Waianae Coast Comprehensive Health Center	3	18	21	86%
WCCHC - Homeless Outreach Program	3	18	21	86%
Waikiki Health		29	29	100%
WH - Next Step Emergency Shelter		29	29	100%
Waimanalo Health Center		2	2	100%
NALO - Waimanalo Health Center Street Outreach		2	2	100%
Women In Need		4	4	100%
WIN - Family House Aiea TH		2	2	100%
WIN - Bridge To Success Halawa TH (formerly Waianae)		2	2	100%
Grand Total	42	870	912	95%

**Consent to Share Data by Program Type
Active Adults During September 2018**

Program Types	No	Yes	Grand Total	% Consent
Emergency Shelter (ES)	53	1,501	1,554	97%
Homeless Outreach	183	1,455	1,638	89%
Homeless Prevention	74	844	918	92%
Permanent Supportive Housing (PSH)	453	859	1,312	65%
Rapid Re-Housing (RRH)	74	1,256	1,330	94%
Services Only program	7	305	312	98%
Transitional Housing (TH)	52	760	812	94%
Grand Total	896	6,980	7,876	89%

**Consent to Share Data by Organization and Program
Active Adults During September 2018**

Organization/Program	No	Yes	Grand Total	% Consent
ALEA Bridge		17	17	100%
ALEA - Street Outreach Program		15	15	100%
ALEA - ESG Rapid Rehousing		2	2	100%
Alternative Structures International	30	276	306	90%
ASI - HPO RRH Homeless Prevention	1	27	28	96%
ASI - HPO RRH Rapid Re-Housing	5	70	75	93%
ASI - Leeward CoC PSH		30	30	100%
ASI - Ohana Ola O Kahumana	20	75	95	79%
ASI - Ulu Ke Kukui (Villages of Maili)	4	67	71	94%
ASI - ESG Rapid Re-Housing		7	7	100%
CARE Hawaii	1		1	0%
CARE - Care Hawaii AMHD Street Outreach Program	1		1	0%
Catholic Charities Hawaii	67	659	726	91%
CCH - HPO NI Housing First (Kauai)		8	8	100%
CCH - HPO RRH Homeless Prevention (Kauai)		4	4	100%
CCH - HPO RRH Rapid Re-Housing (Kauai)	1	20	21	95%
CCH - HPP Homeless Prevention	10	130	140	93%
CCH - HPP Rapid Re-housing	37	234	271	86%
CCH - Kakaako Family Assessment Center	7	15	22	68%
CCH - Ma'ili Land Transitional Housing		24	24	100%
CCH - SHEG NI Homelessness Prevention	4	56	60	93%
CCH - SHEG NI Rapid Rehousing		14	14	100%
CCH - SHEG Oahu Homelessness Prevention	6	89	95	94%
CCH - SHEG Oahu Rapid Re-Housing		13	13	100%
CCH - SSVF Priority 1 Homeless Prevention		2	2	100%
CCH - SSVF Priority 1 Rapid Rehousing	2	33	35	94%
CCH - City HF Increment III		17	17	100%
Family Life Center	2	480	482	100%
FLC - ESG Kauai Rapid Re-housing		18	18	100%
FLC - ESG Maui Rapid Re-housing		26	26	100%
FLC - Ho'olanani	1	14	15	93%
FLC - HPO NI Housing First	1	28	29	97%
FLC - HPO RRH Rapid Re-Housing		32	32	100%
FLC - HPP Kauai Homelessness Prevention		14	14	100%
FLC - HPP Kauai Rapid Re-housing		23	23	100%

**Consent to Share Data by Organization and Program
Active Adults During September 2018**

Organization/Program	No	Yes	Grand Total	% Consent
FLC - HPP Maui Homelessness Prevention		58	58	100%
FLC - HPP Maui Rapid Re-housing		32	32	100%
FLC - Maui Regions 1, 2, 3, 6 - Street Outreach (HPO)		94	94	100%
FLC - Maui Regions 4, 5 - Street Outreach (HPO)		81	81	100%
FLC - Rental Assistance Program (RAP)		4	4	100%
FLC - S+C 1		2	2	100%
FLC - S+C 2		19	19	100%
FLC - S+C 3		10	10	100%
FLC - S+C 6 (Eha split)		20	20	100%
FLC - HPO RRH Homeless Prevention		4	4	100%
FLC - ESG Kauai Homelessness Prevention		1	1	100%
Family Promise of Hawaii	2	43	45	96%
FPH - Honolulu Family Center		10	10	100%
FPH - Windward Family Center	1	11	12	92%
FPH - ESG Rapid Rehousing	1	22	23	96%
Gregory House Programs	51	58	109	53%
GHP - Community Residential Program TH	6	13	19	68%
GHP - ESG Homeless Prevention		12	12	100%
GHP - ESG Rapid Re-Housing		7	7	100%
GHP - HOPWA Formula - PSH TBRA	18	9	27	33%
GHP - HOPWA Gregory House (Competitive TH)	2	7	9	78%
GHP - HOPWA SPNS - Competitive PSH TBRA	25	10	35	29%
Hale Kipa		5	5	100%
HKIPA - Apana Women's Shelter TLP		2	2	100%
HKIPA - Maka`aloa Men's TLP		3	3	100%
Hale Na`au Pono (Wai`anae Coast Community MHC)		1	1	100%
HNP - Hale Na`au Pono AMHD Street Outreach Program		1	1	100%
Hawaii Affordable Properties, Inc.		19	19	100%
HAP - Na Kahua Hale O Ulu Wini		19	19	100%
Hawaii Island Home for Recovery	3	35	38	92%
HIHR - PSH 1	3	7	10	70%
HIHR - PSH 2		3	3	100%
HIHR - PSH 3		5	5	100%
HIHR - PSH 4		4	4	100%
HIHR - Transitional Housing		16	16	100%
Holomua Na Ohana	1	45	46	98%
HNO - Weinberg Village Waimanalo	1	45	46	98%
Honolulu Community Action Program	13	159	172	92%
HCAP - HPO RRH Homeless Prevention	10	49	59	83%
HCAP - HPO RRH Rapid Re-Housing		40	40	100%
HCAP - Kumuhonua	3	70	73	96%
Ho'omau Ke Ola		7	7	100%
HKO - Lahilahi		7	7	100%
HOPE Services Hawaii, Inc.	8	582	590	99%
HOPE - East Hawaii Emergency Mens Program ES		26	26	100%
HOPE - ESG Homelessness Prevention		1	1	100%
HOPE - ESG Rapid Re-housing		9	9	100%

**Consent to Share Data by Organization and Program
Active Adults During September 2018**

Organization/Program	No	Yes	Grand Total	% Consent
HOPE - Hawaii Regions 1, 8, 9, 10 - Street Outreach (HPO)	1	42	43	98%
HOPE - Hawaii Regions 2, 3, 4, 5, 6, 7 - Street Outreach (HPO)	1	56	57	98%
HOPE - HPO NI Housing First		92	92	100%
HOPE - HPO RRH Homeless Prevention		9	9	100%
HOPE - HPO RRH Rapid Re-Housing		54	54	100%
HOPE - HPP Homelessness Prevention		32	32	100%
HOPE - HPP Rapid Re-housing	4	114	118	97%
HOPE - Kiheipua	2	28	30	93%
HOPE - Kukui S+C Program		51	51	100%
HOPE - Kuleana House		4	4	100%
HOPE - New Start		11	11	100%
HOPE - PATH Street Outreach Program		21	21	100%
HOPE - West Hawaii Emergency Housing Program		29	29	100%
HOPE - Wilder House		3	3	100%
Housing Solutions, Inc.		96	96	100%
HSI - Kulaokahua Apts (TH for the Elderly)		30	30	100%
HSI - Na Kolea Rooming House (TH for Working Singles)		66	66	100%
Institute for Human Services	201	1418	1619	88%
IHS - AMHD Street Outreach Program		2	2	100%
IHS - Behavioral Health ES	3	23	26	88%
IHS - City FY15 Housing First PSH	20	109	129	84%
IHS - ESG Homelessness Prevention	16	70	86	81%
IHS - ESG Rapid Re-housing	8	60	68	88%
IHS - Hale Mauiola Program (Sand Island ES)	1	109	110	99%
IHS - HOMES Clean & Sober	2	24	26	92%
IHS - HPO RRH Homeless Prevention		6	6	100%
IHS - HPO RRH Rapid Re-Housing		17	17	100%
IHS - HPP Homelessness Prevention	17	133	150	89%
IHS - HPP Rapid Re-housing	1	33	34	97%
IHS - Kaa`ahi Families ES	4	45	49	92%
IHS - Kaa`ahi Women's ES	2	94	96	98%
IHS - New PSH 2013 (CoC Funded)	13	17	30	57%
IHS - New Youth Rapid Re-Housing 2016 (NYRRH 2016)	1	20	21	95%
IHS - Oahu Region 1 - Street Outreach (HPO)	5	91	96	95%
IHS - Oahu Region 2 - Street Outreach (HPO)	8	161	169	95%
IHS - Oahu Region 4 - Street Outreach (HPO)	13	96	109	88%
IHS - SPC Home At Last 2010	65	15	80	19%
IHS - SPC Home Sweet Home		8	8	100%
IHS - SPC Home Sweet Home II	3	11	14	79%
IHS - SPC No Place Like Home	8	12	20	60%
IHS - Sumner Men's ES	9	235	244	96%
IHS - TBH Medical Respite (ES)	2	27	29	93%
Ka Hale A Ke Ola, Inc	2	292	294	99%
KHAKO - Central Emergency Shelter		153	153	100%
KHAKO - Central Transitional Housing		18	18	100%
KHAKO - Westside ES	2	106	108	98%
KHAKO - Westside TH		15	15	100%

**Consent to Share Data by Organization and Program
Active Adults During September 2018**

Organization/Program	No	Yes	Grand Total	% Consent
Kalihi Palama Health Center	151	323	474	68%
KPHC - ESG Homelessness Prevention		35	35	100%
KPHC - ESG Rapid Re-housing	4	24	28	86%
KPHC - New Beginnings S+C Program	114	46	160	29%
KPHC - Oahu Region 1 - Street Outreach (HPO)	29	135	164	82%
KPHC - Oahu Region 2 - Street Outreach (HPO)	4	5	9	56%
KPHC - Oahu Region 6 - Street Outreach (HPO)		19	19	100%
KPHC - PATH Street Outreach Program		58	58	100%
KPHC - PATH Services Only Program		1	1	100%
Kauai Economic Opportunity	7	337	344	98%
KEO - Kauai All Regions - Street Outreach (HPO)	2	247	249	99%
KEO - Kome Transitional Housing Program		2	2	100%
KEO - Komohana Group Home TH		3	3	100%
KEO - Mana'olana Emergency	1	72	73	99%
KEO - Mana'olana Transitional Housing	1	8	9	89%
KEO - Pa`a Hana PSH	3	1	4	25%
KEO - Lawehana Transitional Housing Program		4	4	100%
Kealahou West Oahu	24	235	259	91%
KWO - Oahu Region 7 - Street Outreach (HPO)	8	68	76	89%
KWO - Onelau`ena Emergency Shelter	9	99	108	92%
KWO - Onemalu Transitional Housing	7	68	75	91%
Legal Aid Society of Hawaii	7	306	313	98%
LASH - HPO Legal Services Program	7	304	311	98%
LASH - SSVF Legal Services Program		2	2	100%
Maui AIDS Foundation	20		20	0%
MAF - HOPWA Formula - PSH TBRA	18		18	0%
MAF - HOPWA Formula STRMU	2		2	0%
Maui Youth Family Services	2		2	0%
MYFS - BCP Homeless Prevention Program	2		2	0%
Mental Health Kokua	11	46	57	81%
MHK - Oahu Activity Center Homeless Outreach Program	3	18	21	86%
MHK - PATH Street Outreach Program	5	7	12	58%
MHK - Safe Haven Permanent Supportive Housing	3	21	24	88%
Salvation Army FSO	2	140	142	99%
SARMY - FSO HPO RRH Homeless Prevention		60	60	100%
SARMY - FSO HPO RRH Rapid Re-Housing	2	68	70	97%
SARMY - FSO Pathway of Hope Transitional Housing		12	12	100%
SARMY - Ka Ohu Hou O Manoa FTS	6	10	16	63%
SARMY - Maui Homeless Outreach Program	36	5	41	12%
SARMY - Big Island RHY TLP	1		1	0%
Shelter of Wisdom	5	59	64	92%
SOW - Great Joy 1		8	8	100%
SOW - Great Joy 2	1	8	9	89%
SOW - Great Joy 3		9	9	100%
SOW - Great Joy 4	1	5	6	83%
SOW - Streams of Joy 1	1	5	6	83%

**Consent to Share Data by Organization and Program
Active Adults During September 2018**

Organization/Program	No	Yes	Grand Total	% Consent
SOW - Streams of Joy 2	1	12	13	92%
SOW - Hearts of Joy	1	12	13	92%
Steadfast Housing Development Corporation	118	119	237	50%
SHDC - Eha S+C	11	16	27	59%
SHDC - Eono S+C		3	3	100%
SHDC - Hale Ulu Pono TH		5	5	100%
SHDC - Kaahale CoC Funded (Kauai)	2	3	5	60%
SHDC - Kalaeloa (Headway House) CoC Funded (Oahu)	14	20	34	59%
SHDC - Kaulana CoC Funded (Maui)	2	2	4	50%
SHDC - Kulalani CoC Funded (Maui)	5	1	6	17%
SHDC - Oahu Shelter Plus Care Program	82	61	143	43%
SHDC - Ekolu Group Homes Ahukini (Oahu)		4	4	100%
SHDC - Ekolu Group Homes Kaukama (Oahu)		2	2	100%
SHDC - Ekolu Group Homes Komo Mai (Oahu)	2	2	4	50%
USVETS	57	866	923	94%
USVETS - BP Ewa HOPTel		5	5	100%
USVETS - BP GPD Bridge Housing		39	39	100%
USVETS - BP GPD Clinical Treatment		37	37	100%
USVETS - BP GPD Low Demand		39	39	100%
USVETS - BP Hilo HOPTel Program		8	8	100%
USVETS - BP HPO Housing First PSH	17	65	82	79%
USVETS - BP Kauai HOPTel Program		5	5	100%
USVETS - BP Leeward PSH		19	19	100%
USVETS - BP Oahu Region 3 - Street Outreach (HPO)	1	24	25	96%
USVETS - BP Oahu Region 5 - Street Outreach (HPO)		73	73	100%
USVETS - BP Pearl City HOPTel		5	5	100%
USVETS - BP Pearl City Seniors HOPTel		5	5	100%
USVETS - BP Permanent Supportive Housing CoC	5	7	12	58%
USVETS - BP PH2 CHAMPS VET FAMILIES	8	10	18	56%
USVETS - BP Respite Beds Barbers Point		10	10	100%
USVETS - SSVF Priority 1 Homeless Prevention	3	38	41	93%
USVETS - SSVF Priority 1 Rapid Re-housing	3	159	162	98%
USVETS - WCC Emergency Shelter	3	140	143	98%
USVETS - WCC ESG Rapid Re-Housing 2017		15	15	100%
USVETS - WCC HOPTel		9	9	100%
USVETS - WCC Housing First Increment II (City)	11	89	100	89%
USVETS - WCC HPO RRH Homeless Prevention	3	14	17	82%
USVETS - WCC HPO RRH Rapid Re-Housing	1	33	34	97%
USVETS - WCC ESG Rapid Re-Housing 2018	2	18	20	90%
WCCHC - Homeless Outreach Program	65	99	164	60%
WH - Next Step Emergency Shelter	1	159	160	99%
NALO - Waimanalo Health Center Street Outreach	1	35	36	97%
Women In Need	1	49	50	98%
WIN - Bridge To Success Halawa TH (formerly Waianae)		17	17	100%
WIN - Bridge To Success Kauai TH	1	20	21	95%
WIN - Family House Aiea TH		12	12	100%
Grand Total	896	6980	7876	89%

**Length of Stay by Program Type - Statewide
Exits During September 2018**

Program Type	# Exits in September	Average Days to Exit
Emergency Shelter (ES)	379	106
Homeless Outreach	193	116
Homeless Prevention	144	79
Permanent Supportive Housing (PSH)	35	928
Rapid Re-Housing (RRH)	137	185
Services Only program	5	146
Transitional Housing (TH)	177	348
Grand Total	1070	182

**Length of Stay by County and Program Type
Exits During September 2018**

County/Program Type	# Exits in September	Average Days to Exit
Hawaii	118	199
Emergency Shelter (ES)	38	109
Homeless Outreach	31	164
Homeless Prevention	17	73
Permanent Supportive Housing (PSH)	13	504
Rapid Re-Housing (RRH)	13	161
Transitional Housing (TH)	6	730
Kauai	36	178
Emergency Shelter (ES)	15	121
Homeless Outreach	16	154
Homeless Prevention	1	38
Permanent Supportive Housing (PSH)	1	1746
Rapid Re-Housing (RRH)	3	117
Maui	195	111
Emergency Shelter (ES)	86	101
Homeless Outreach	58	67
Homeless Prevention	27	99
Permanent Supportive Housing (PSH)	3	1202
Rapid Re-Housing (RRH)	10	169
Transitional Housing (TH)	11	96
Oahu	721	198
Emergency Shelter (ES)	240	107
Homeless Outreach	88	124
Homeless Prevention	99	76
Permanent Supportive Housing (PSH)	18	1143
Rapid Re-Housing (RRH)	111	191
Services Only program	5	146
Transitional Housing (TH)	160	351
Grand Total	1070	182

**Length of Stay by Organization and Program
Exits During September 2018**

Organization/Program	# Exits in September	Average Days to Exit
ALEA Bridge	1	190
ALEA - Street Outreach Program	1	190
Alternative Structures International	116	381
ASI - Ohana Ola O Kahumana	10	387
ASI - Ulu Ke Kukui (Villages of Maili)	85	399
ASI - HPO RRH Rapid Re-Housing	21	307
Catholic Charities Hawaii	175	108
CCH - HPP Rapid Re-housing	35	252
CCH - Kakaako Family Assessment Center	27	57
CCH - Ma'ili Land Transitional Housing	8	212
CCH - SHEG NI Homelessness Prevention	15	62
CCH - SHEG Oahu Homelessness Prevention	75	65
CCH - SHEG Oahu Rapid Re-Housing	5	75
CCH - HPP Homeless Prevention	9	68
CCH - SHEG NI Rapid Rehousing	1	50
Family Life Center	101	89
FLC - Ho'olanani	3	30
FLC - HPP Maui Homelessness Prevention	27	99
FLC - Maui Regions 1, 2, 3, 6 - Street Outreach (HPO)	24	108
FLC - Maui Regions 4, 5 - Street Outreach (HPO)	32	34
FLC - HPP Maui Rapid Re-housing	2	20
FLC - HPO RRH Rapid Re-Housing	4	153
FLC - ESG Maui Rapid Re-housing	4	261
FLC - HPP Kauai Rapid Re-housing	2	107
FLC - ESG Kauai Homelessness Prevention	1	38
FLC - ESG Kauai Rapid Re-housing	1	138
FLC - S+C 6 (Eha split)	1	454
Family Promise of Hawaii	21	42
FPH - Windward Family Center	17	36
FPH - Honolulu Family Center	4	68
Gregory House Programs	2	335
GHP - Community Residential Program TH	1	115
GHP - HOPWA Formula - PSH TBRA	1	555
Hale Kipa	1	360
HKIPA - Apana Women's Shelter TLP	1	360
Hawaii Affordable Properties, Inc.	6	730
HAP - Na Kahua Hale O Ulu Wini	6	730
Honolulu Community Action Program	3	273
HCAP - Kumuhonua	3	273
HOPE Services Hawaii, Inc.	92	193
HOPE - East Hawaii Emergency Mens Program ES	10	51
HOPE - Hawaii Regions 1, 8, 9, 10 - Street Outreach (HPO)	12	181
HOPE - Hawaii Regions 2, 3, 4, 5, 6, 7 - Street Outreach (HPO)	17	146
HOPE - HPO NI Housing First	6	439
HOPE - HPO RRH Rapid Re-Housing	6	114
HOPE - HPP Rapid Re-housing	3	168
HOPE - Kiheipua	20	143
HOPE - PATH Street Outreach Program	2	226
HOPE - West Hawaii Emergency Housing Program	4	99
HOPE - HPP Homelessness Prevention	2	159
HOPE - New Start	3	287
HOPE - Kukui S+C Program	7	559
Housing Solutions, Inc.	5	890

**Length of Stay by Organization and Program
Exits During September 2018**

Organization/Program	# Exits in September	Average Days to Exit
HSI - Na Kolea Rooming House (TH for Working Singles)	4	798
HSI - Kulaokahua Apts (TH for the Elderly)	1	1260
Institute for Human Services	153	152
IHS - Behavioral Health ES	5	45
IHS - Kaa'ahi Families ES	10	174
IHS - Kaa'ahi Women's ES	32	102
IHS - Sumner Men's ES	19	120
IHS - TBH Medical Respite (ES)	8	51
IHS - Hale Mauiola Program (Sand Island ES)	24	124
IHS - HPP Rapid Re-housing	4	205
IHS - Oahu Region 1 - Street Outreach (HPO)	8	116
IHS - HPO RRH Homeless Prevention	3	19
IHS - HPO RRH Rapid Re-Housing	4	67
IHS - ESG Rapid Re-housing	6	208
IHS - ESG Homelessness Prevention	2	96
IHS - City FY15 Housing First PSH	1	694
IHS - Oahu Region 2 - Street Outreach (HPO)	15	157
IHS - Oahu Region 4 - Street Outreach (HPO)	3	81
IHS - SPC Home Sweet Home	8	614
IHS - New PSH 2013 (CoC Funded)	1	710
Ka Hale A Ke Ola, Inc	94	102
KHAKO - Central Emergency Shelter	47	95
KHAKO - Central Transitional Housing	5	144
KHAKO - Westside ES	36	114
KHAKO - Westside TH	6	55
Kalihi Palama Health Center	17	339
KPHC - Oahu Region 1 - Street Outreach (HPO)	10	86
KPHC - PATH Street Outreach Program	4	232
KPHC - New Beginnings S+C Program	1	3815
KPHC - Oahu Region 6 - Street Outreach (HPO)	2	77
Kauai Economic Opportunity	31	138
KEO - Mana'olana Emergency	15	121
KEO - Kauai All Regions - Street Outreach (HPO)	16	154
Kealahou West Oahu	48	252
KWO - Onelau`ena Emergency Shelter	5	535
KWO - Oahu Region 7 - Street Outreach (HPO)	21	75
KWO - Onemalu Transitional Housing	22	358
Legal Aid Society of Hawaii	5	146
LASH - HPO Legal Services Program	5	146
Mental Health Kokua	4	181
MHK - Safe Haven Permanent Supportive Housing	3	211
MHK - PATH Street Outreach Program	1	90
Salvation Army FSO	8	198
SARMY - FSO HPO RRH Homeless Prevention	2	363
SARMY - FSO HPO RRH Rapid Re-Housing	6	143
Salvation Army Maui	1	90
SARMY - Maui Homeless Outreach Program	1	90
Shelter of Wisdom	8	194
SOW - Hearts of Joy	1	182
SOW - Streams of Joy 2	1	47
SOW - Great Joy 3	2	338
SOW - Great Joy 1	4	162
Steadfast Housing Development Corporation	5	2783

**Length of Stay by Organization and Program
Exits During September 2018**

Organization/Program	# Exits in September	Average Days to Exit
SHDC - Oahu Shelter Plus Care Program	1	3415
SHDC - Eha S+C	1	2663
SHDC - Kaahele CoC Funded (Kauai)	1	1746
SHDC - Kaulana CoC Funded (Maui)	1	489
SHDC - Ekolu Group Homes Komo Mai (Oahu)	1	5603
USVETS	124	100
USVETS - BP Ewa HOPTel	3	74
USVETS - BP GPD Bridge Housing	8	84
USVETS - BP GPD Clinical Treatment	6	80
USVETS - BP GPD Low Demand	6	127
USVETS - SSVF Priority 1 Homeless Prevention	6	165
USVETS - SSVF Priority 1 Rapid Re-housing	26	87
USVETS - WCC Emergency Shelter	45	117
USVETS - WCC HOPTel	4	25
USVETS - WCC HPO RRH Homeless Prevention	2	7
USVETS - BP Pearl City HOPTel	1	3
USVETS - WCC Housing First Increment II (City)	1	242
USVETS - BP Oahu Region 3 - Street Outreach (HPO)	5	72
USVETS - WCC HPO RRH Rapid Re-Housing	4	37
USVETS - BP Oahu Region 5 - Street Outreach (HPO)	2	194
USVETS - BP Hilo HOPTel Program	4	94
USVETS - BP Pearl City Seniors HOPTel	1	40
Waianae Coast Comprehensive Health Center	17	171
WCCHC - Homeless Outreach Program	17	171
Waikiki Health	27	92
WH - Next Step Emergency Shelter	27	92
Women In Need	5	244
WIN - Bridge To Success Halawa TH (formerly Waianae)	4	279
WIN - Family House Aiea TH	1	107
Grand Total	1070	182

Timeliness Report - September 2018 (Intakes)

Date Range: 9/1/2018 - 9/30/2018

Average Days Taken to Input Enrollments (clients enrolled during reporting period)		Clients Enrolled	Avg Days to Input
Program Name	Program Type		
Hawaii County VI SPDAT v2 Family	Coordinated Assessment	53	3.51
Hawaii County VI SPDAT v2 Individua	Coordinated Assessment	56	2.45
Kauai County VI SPDAT v2 Family	Coordinated Assessment	12	1.58
Kauai County VI SPDAT v2 Individua	Coordinated Assessment	4	0.00
Maui County VI SPDAT v2 Family	Coordinated Assessment	48	0.29
Maui County VI SPDAT v2 Individua	Coordinated Assessment	49	2.35
Oahu County VI SPDAT v2 Family	Coordinated Assessment	142	1.60
Oahu County VI SPDAT v2 Individual	Coordinated Assessment	110	2.47
Oahu County VI SPDAT v2 TAY	Coordinated Assessment	5	0.00
CCH - Kakaako Family Assessment Center	Emergency Shelter (ES)	10	5.40
FLC - Ho'olanani	Emergency Shelter (ES)	4	0.75
FPH - Honolulu Family Center	Emergency Shelter (ES)	9	7.11
FPH - Windward Family Center	Emergency Shelter (ES)	10	1.50
HKIPA - Girls Shelter BCP ES	Emergency Shelter (ES)	1	10.00
HOPE - East Hawaii Emergency Mens Program ES	Emergency Shelter (ES)	10	0.00
HOPE - Kiheipua	Emergency Shelter (ES)	25	0.04
HOPE - West Hawaii Emergency Housing Program	Emergency Shelter (ES)	3	0.00
IHS - Behavioral Health ES	Emergency Shelter (ES)	4	0.50
IHS - Hale Mauiola Program (Sand Island ES)	Emergency Shelter (ES)	15	2.20
IHS - Kaa`ahi Families ES	Emergency Shelter (ES)	13	0.00
IHS - Kaa`ahi Women's ES	Emergency Shelter (ES)	30	0.07
IHS - Sumner Men's ES	Emergency Shelter (ES)	57	2.02
IHS - TBH Medical Respite (ES)	Emergency Shelter (ES)	11	1.27
KEO - Mana'olana Emergency	Emergency Shelter (ES)	14	0.14
KHAKO - Central Emergency Shelter	Emergency Shelter (ES)	25	1.88
KHAKO - Westside ES	Emergency Shelter (ES)	37	3.41
KWO - Onelau`ena Emergency Shelter	Emergency Shelter (ES)	23	5.43
SOW - Great Joy 2	Emergency Shelter (ES)	1	0.00
SOW - Great Joy 3	Emergency Shelter (ES)	2	5.00
SOW - Hearts of Joy	Emergency Shelter (ES)	1	4.00
SOW - Streams of Joy 2	Emergency Shelter (ES)	2	14.00
USVETS - BP Ewa HOPTEL	Emergency Shelter (ES)	2	0.00
USVETS - BP Hilo HOPTEL Program	Emergency Shelter (ES)	3	1.33
USVETS - BP Kauai HOPTEL Program	Emergency Shelter (ES)	2	1.00
USVETS - BP Pearl City HOPTEL	Emergency Shelter (ES)	1	0.00
USVETS - WCC Emergency Shelter	Emergency Shelter (ES)	30	5.57
USVETS - WCC HOPTEL	Emergency Shelter (ES)	3	3.67
WH - Next Step Emergency Shelter	Emergency Shelter (ES)	28	1.36
CCH - HPO RRH Homeless Prevention (Kauai)	Homelessness Prevention	1	4.00
CCH - HPP Homeless Prevention	Homelessness Prevention	96	2.66
CCH - SHEG NI Homelessness Preventior	Homelessness Prevention	24	0.00
CCH - SHEG Oahu Homelessness Preventior	Homelessness Prevention	33	0.36
FLC - HPO RRH Homeless Prevention	Homelessness Prevention	4	0.00
FLC - HPP Kauai Homelessness Preventior	Homelessness Prevention	9	0.00
FLC - HPP Maui Homelessness Prevention	Homelessness Prevention	55	1.56
GHP - ESG Homeless Preventior	Homelessness Prevention	1	0.00
HCAP - HPO RRH Homeless Prevention	Homelessness Prevention	5	0.00
HOPE - HPO RRH Homeless Prevention	Homelessness Prevention	3	0.67
IHS - HPO RRH Homeless Prevention	Homelessness Prevention	5	0.00
IHS - HPP Homelessness Preventior	Homelessness Prevention	62	3.68
SARMY - FSO HPO RRH Homeless Prevention	Homelessness Prevention	12	9.58
USVETS - SSVF Priority 1 Homeless Prevention	Homelessness Prevention	16	6.19
USVETS - WCC HPO RRH Homeless Prevention	Homelessness Prevention	29	0.00
CCH - City HF Increment III	PH - Permanent Supportive Housing	7	0.14
HOPE - HPO NI Housing First	PH - Permanent Supportive Housing	8	1.63
HOPE - Kukui S+C Program	PH - Permanent Supportive Housing	7	1.71
IHS - SPC No Place Like Home	PH - Permanent Supportive Housing	2	4.50

Timeliness Report - September 2018 (Intakes)

Date Range: 9/1/2018 - 9/30/2018

Average Days Taken to Input Enrollments (clients enrolled during reporting period)			
Program Name	Program Type	Clients Enrolled	Avg Days to Input
KPHC - New Beginnings S+C Program	PH - Permanent Supportive Housing	1	18.00
MHK - Safe Haven Permanent Supportive Housing	PH - Permanent Supportive Housing	1	0.00
SHDC - Oahu Shelter Plus Care Program	PH - Permanent Supportive Housing	4	0.00
USVETS - BP HPO Housing First PSH	PH - Permanent Supportive Housing	1	3.00
USVETS - BP PH2 CHAMPS VET FAMILIES	PH - Permanent Supportive Housing	1	1.00
USVETS - WCC Housing First Increment II (City)	PH - Permanent Supportive Housing	1	7.00
ASI - ESG Rapid Re-Housing	PH - Rapid Re-Housing	10	8.30
ASI - HPO RRH Rapid Re-Housing	PH - Rapid Re-Housing	12	5.00
CCH - HPP Rapid Re-housing	PH - Rapid Re-Housing	17	2.18
CCH - SHEG NI Rapid Rehousing	PH - Rapid Re-Housing	8	0.00
CCH - SHEG Oahu Rapid Re-Housing	PH - Rapid Re-Housing	8	0.50
CCH - SSVF Priority 1 Rapid Rehousing	PH - Rapid Re-Housing	5	0.00
FLC - ESG Kauai Rapid Re-housing	PH - Rapid Re-Housing	1	0.00
FLC - ESG Maui Rapid Re-housing	PH - Rapid Re-Housing	12	1.25
FLC - HPO RRH Rapid Re-Housing	PH - Rapid Re-Housing	11	1.36
FLC - HPP Maui Rapid Re-housing	PH - Rapid Re-Housing	35	5.80
FPH - ESG Rapid Rehousing	PH - Rapid Re-Housing	11	1.36
HOPE - ESG Rapid Re-housing	PH - Rapid Re-Housing	1	6.00
HOPE - HPP Rapid Re-housing	PH - Rapid Re-Housing	38	4.50
IHS - ESG Rapid Re-housing	PH - Rapid Re-Housing	6	0.33
IHS - HPO RRH Rapid Re-Housing	PH - Rapid Re-Housing	12	0.75
IHS - HPP Rapid Re-housing	PH - Rapid Re-Housing	12	7.50
IHS - New Youth Rapid Re-Housing 2016 (NYRRH 2016)	PH - Rapid Re-Housing	2	12.00
SARMY - FSO HPO RRH Rapid Re-Housing	PH - Rapid Re-Housing	16	5.50
USVETS - SSVF Priority 1 Rapid Re-housing	PH - Rapid Re-Housing	46	5.74
USVETS - WCC ESG Rapid Re-Housing 2018	PH - Rapid Re-Housing	16	1.69
LASH - HPO Legal Services Program	Services Only	35	0.03
ALEA - Street Outreach Program	Street Outreach	4	10.25
CARE - Care Hawaii AMHD Street Outreach Program	Street Outreach	1	0.00
FLC - Maui Regions 1, 2, 3, 6 - Street Outreach (HPO)	Street Outreach	17	0.82
FLC - Maui Regions 4, 5 - Street Outreach (HPO)	Street Outreach	23	0.87
HOPE - Hawaii Regions 1, 8, 9, 10 - Street Outreach (HPO)	Street Outreach	22	6.41
HOPE - Hawaii Regions 2, 3, 4, 5, 6, 7 - Street Outreach (HPO)	Street Outreach	32	4.22
HOPE - PATH Street Outreach Program	Street Outreach	5	0.40
IHS - Oahu Region 1 - Street Outreach (HPO)	Street Outreach	17	2.71
IHS - Oahu Region 2 - Street Outreach (HPO)	Street Outreach	9	5.33
IHS - Oahu Region 4 - Street Outreach (HPO)	Street Outreach	5	5.00
KEO - Kauai All Regions - Street Outreach (HPO)	Street Outreach	24	1.13
KPHC - Oahu Region 1 - Street Outreach (HPO)	Street Outreach	15	0.93
KPHC - Oahu Region 6 - Street Outreach (HPO)	Street Outreach	1	1.00
KPHC - PATH Street Outreach Program	Street Outreach	1	2.00
KWO - Oahu Region 7 - Street Outreach (HPO)	Street Outreach	4	18.25
LASH - SSVF Legal Services Program	Street Outreach	1	0.00
MHK - Oahu Activity Center Homeless Outreach Program	Street Outreach	8	0.50
MHK - PATH Street Outreach Program	Street Outreach	4	1.00
NALO - Waimanalo Health Center Street Outreach	Street Outreach	10	3.10
USVETS - BP Oahu Region 3 - Street Outreach (HPO)	Street Outreach	1	10.00
USVETS - BP Oahu Region 5 - Street Outreach (HPO)	Street Outreach	15	16.60
WCCHC - Homeless Outreach Program	Street Outreach	28	4.32
ASI - Ohana Ola O Kahumana	Transitional Housing (TH)	9	2.33
CCH - Ma'iili Land Transitional Housing	Transitional Housing (TH)	1	0.00
GHP - Community Residential Program TH	Transitional Housing (TH)	2	10.00
GHP - HOPWA Gregory House (Competitive TH)	Transitional Housing (TH)	1	4.00
HCAP - Kumuhonua	Transitional Housing (TH)	2	0.50
HSI - Kulaokahua Apts (TH for the Elderly)	Transitional Housing (TH)	1	0.00
HSI - Na Kolea Rooming House (TH for Working Singles)	Transitional Housing (TH)	4	0.00
KEO - Lawehana Transitional Housing Program	Transitional Housing (TH)	5	1.00

Timeliness Report - September 2018 (Intakes)

Date Range: 9/1/2018 - 9/30/2018

Average Days Taken to Input Enrollments (clients enrolled during reporting period)			
Program Name	Program Type	Clients Enrolled	Avg Days to Input
KEO - Mana'olana Transitional Housing	Transitional Housing (TH)	1	0.00
KHAKEO - Central Transitional Housing	Transitional Housing (TH)	4	0.50
KHAKEO - Westside TH	Transitional Housing (TH)	4	0.50
KWO - Onemalu Transitional Housing	Transitional Housing (TH)	21	4.19
USVETS - BP GPD Bridge Housing	Transitional Housing (TH)	10	0.40
USVETS - BP GPD Clinical Treatment	Transitional Housing (TH)	2	0.00
USVETS - BP GPD Low Demand	Transitional Housing (TH)	12	0.67
WIN - Bridge To Success Halawa TH (formerly Waianae)	Transitional Housing (TH)	2	0.00
WIN - Family House Aiea TH	Transitional Housing (TH)	5	0.00
Aggregates		1894	2.64

Timeliness Report - September 2018 (Exits)

Date Range: 9/1/2018 - 9/30/2018

Average Days Taken to Exit Enrollments (clients exited during reporting period)			
Program Name	Program Type	Total Exited Clients	Avg Days to Exit
Hawaii County VI SPDAT v2 Family	Coordinated Assessment	48	2.27
Hawaii County VI SPDAT v2 Individual	Coordinated Assessment	24	2.88
Maui County VI SPDAT v2 Family	Coordinated Assessment	36	1.14
Maui County VI SPDAT v2 Individual	Coordinated Assessment	22	0.59
Oahu County VI SPDAT v2 Family	Coordinated Assessment	75	4.40
Oahu County VI SPDAT v2 Individual	Coordinated Assessment	15	6.73
CCH - Kakaako Family Assessment Center	Emergency Shelter (ES)	27	2.00
FLC - Ho'olanani	Emergency Shelter (ES)	3	0.00
FPH - Honolulu Family Center	Emergency Shelter (ES)	4	3.25
FPH - Windward Family Center	Emergency Shelter (ES)	17	0.94
HOPE - East Hawaii Emergency Mens Program ES	Emergency Shelter (ES)	10	1.70
HOPE - Kiheipua	Emergency Shelter (ES)	20	0.60
HOPE - West Hawaii Emergency Housing Program	Emergency Shelter (ES)	4	0.75
IHS - Behavioral Health ES	Emergency Shelter (ES)	5	0.80
IHS - Hale Mauliola Program (Sand Island ES)	Emergency Shelter (ES)	24	0.54
IHS - Kaa`ahi Families ES	Emergency Shelter (ES)	10	0.00
IHS - Kaa`ahi Women's ES	Emergency Shelter (ES)	32	0.22
IHS - Sumner Men's ES	Emergency Shelter (ES)	20	3.40
IHS - TBH Medical Respite (ES)	Emergency Shelter (ES)	8	2.50
KEO - Mana'olana Emergency	Emergency Shelter (ES)	15	0.00
KHAKO - Central Emergency Shelter	Emergency Shelter (ES)	47	4.81
KHAKO - Westside ES	Emergency Shelter (ES)	35	6.23
KWO - Onelau`ena Emergency Shelter	Emergency Shelter (ES)	5	2.00
SOW - Great Joy 1	Emergency Shelter (ES)	4	3.50
SOW - Great Joy 3	Emergency Shelter (ES)	2	1.00
SOW - Hearts of Joy	Emergency Shelter (ES)	1	2.00
SOW - Streams of Joy 2	Emergency Shelter (ES)	1	27.00
USVETS - BP Ewa HOPTEL	Emergency Shelter (ES)	3	1.00
USVETS - BP Hilo HOPTEL Program	Emergency Shelter (ES)	4	1.25
USVETS - BP Pearl City HOPTEL	Emergency Shelter (ES)	1	0.00
USVETS - BP Pearl City Seniors HOPTEL	Emergency Shelter (ES)	1	0.00
USVETS - WCC Emergency Shelter	Emergency Shelter (ES)	44	3.68
USVETS - WCC HOPTEL	Emergency Shelter (ES)	4	4.50
WH - Next Step Emergency Shelter	Emergency Shelter (ES)	27	1.30
CCH - HPP Homeless Prevention	Homelessness Prevention	9	0.00
CCH - SHEG NI Homelessness Prevention	Homelessness Prevention	15	0.00
CCH - SHEG Oahu Homelessness Prevention	Homelessness Prevention	75	0.00
FLC - ESG Kauai Homelessness Prevention	Homelessness Prevention	1	11.00
FLC - HPP Maui Homelessness Prevention	Homelessness Prevention	33	2.42
HOPE - HPP Homelessness Prevention	Homelessness Prevention	2	3.00
IHS - ESG Homelessness Prevention	Homelessness Prevention	2	0.00
IHS - HPO RRH Homeless Prevention	Homelessness Prevention	3	0.00
SARMY - FSO HPO RRH Homeless Prevention	Homelessness Prevention	2	0.00
USVETS - SSVF Priority 1 Homeless Prevention	Homelessness Prevention	6	13.67
USVETS - WCC HPO RRH Homeless Prevention	Homelessness Prevention	2	10.00
FLC - S+C 6 (Eha split)	PH - Permanent Supportive Housing	1	2.00
GHP - HOPWA Formula - PSH TBRA	PH - Permanent Supportive Housing	1	2.00
HOPE - HPO NI Housing First	PH - Permanent Supportive Housing	6	0.33
HOPE - Kukui S+C Program	PH - Permanent Supportive Housing	7	0.29
IHS - City FY15 Housing First PSH	PH - Permanent Supportive Housing	1	0.00
IHS - New PSH 2013 (CoC Funded)	PH - Permanent Supportive Housing	1	0.00
IHS - SPC Home Sweet Home	PH - Permanent Supportive Housing	8	0.00
KPHC - New Beginnings S+C Program	PH - Permanent Supportive Housing	1	0.00
MHK - Safe Haven Permanent Supportive Housing	PH - Permanent Supportive Housing	3	0.00
SHDC - Eha S+C	PH - Permanent Supportive Housing	1	1.00
SHDC - Ekolu Group Homes Komo Mai (Oahu)	PH - Permanent Supportive Housing	1	0.00
SHDC - Kaahele CoC Funded (Kauai)	PH - Permanent Supportive Housing	1	1.00
SHDC - Kaulana CoC Funded (Maui)	PH - Permanent Supportive Housing	1	1.00

Timeliness Report - September 2018 (Exits)

Date Range: 9/1/2018 - 9/30/2018

Average Days Taken to Exit Enrollments (clients exited during reporting period)			
Program Name	Program Type	Total Exited Clients	Avg Days to Exit
SHDC - Oahu Shelter Plus Care Program	PH - Permanent Supportive Housing	1	0.00
USVETS - BP HPO Housing First PSH	PH - Permanent Supportive Housing	2	29.00
USVETS - WCC Housing First Increment II (City)	PH - Permanent Supportive Housing	1	5.00
ASI - HPO RRH Rapid Re-Housing	PH - Rapid Re-Housing	21	1.05
CCH - HPP Rapid Re-housing	PH - Rapid Re-Housing	38	2.92
CCH - SHEG NI Rapid Rehousing	PH - Rapid Re-Housing	1	0.00
CCH - SHEG Oahu Rapid Re-Housing	PH - Rapid Re-Housing	5	0.00
FLC - ESG Kauai Rapid Re-housing	PH - Rapid Re-Housing	1	11.00
FLC - ESG Maui Rapid Re-housing	PH - Rapid Re-Housing	4	5.75
FLC - HPO RRH Rapid Re-Housing	PH - Rapid Re-Housing	4	13.25
HOPE - HPO RRH Rapid Re-Housing	PH - Rapid Re-Housing	6	1.00
HOPE - HPP Rapid Re-housing	PH - Rapid Re-Housing	3	2.00
HOPE - New Start	PH - Rapid Re-Housing	10	12.90
IHS - ESG Rapid Re-housing	PH - Rapid Re-Housing	6	2.67
IHS - HPO RRH Rapid Re-Housing	PH - Rapid Re-Housing	4	0.00
IHS - HPP Rapid Re-housing	PH - Rapid Re-Housing	4	20.00
SARMY - FSO HPO RRH Rapid Re-Housing	PH - Rapid Re-Housing	6	0.00
USVETS - SSVF Priority 1 Rapid Re-housing	PH - Rapid Re-Housing	25	6.88
USVETS - WCC ESG Rapid Re-Housing 2018	PH - Rapid Re-Housing	2	38.00
USVETS - WCC HPO RRH Rapid Re-Housing	PH - Rapid Re-Housing	4	6.00
LASH - HPO Legal Services Program	Services Only	10	0.00
ALEA - Street Outreach Program	Street Outreach	1	0.00
FLC - Maui Regions 1, 2, 3, 6 - Street Outreach (HPO)	Street Outreach	21	0.10
FLC - Maui Regions 4, 5 - Street Outreach (HPO)	Street Outreach	41	0.20
HOPE - Hawaii Regions 1, 8, 9, 10 - Street Outreach (HPO)	Street Outreach	12	0.75
HOPE - Hawaii Regions 2, 3, 4, 5, 6, 7 - Street Outreach (HPO)	Street Outreach	17	1.94
HOPE - PATH Street Outreach Program	Street Outreach	2	0.00
IHS - Oahu Region 1 - Street Outreach (HPO)	Street Outreach	8	0.00
IHS - Oahu Region 2 - Street Outreach (HPO)	Street Outreach	15	0.00
IHS - Oahu Region 4 - Street Outreach (HPO)	Street Outreach	3	0.00
KEO - Kauai All Regions - Street Outreach (HPO)	Street Outreach	21	13.81
KPHC - Oahu Region 1 - Street Outreach (HPO)	Street Outreach	10	0.00
KPHC - Oahu Region 6 - Street Outreach (HPO)	Street Outreach	2	3.00
KPHC - PATH Street Outreach Program	Street Outreach	5	0.40
KWO - Oahu Region 7 - Street Outreach (HPO)	Street Outreach	21	6.95
MHK - Oahu Activity Center Homeless Outreach Program	Street Outreach	2	0.00
SARMY - Maui Homeless Outreach Program	Street Outreach	9	0.00
USVETS - BP Oahu Region 3 - Street Outreach (HPO)	Street Outreach	7	1.29
USVETS - BP Oahu Region 5 - Street Outreach (HPO)	Street Outreach	6	10.00
WCCHC - Homeless Outreach Program	Street Outreach	18	0.00
ASI - Ohana Ola O Kahumana	Transitional Housing (TH)	10	0.00
ASI - Ulu Ke Kukui (Villages of Maili)	Transitional Housing (TH)	85	0.00
CCH - Ma'ili Land Transitional Housing	Transitional Housing (TH)	7	0.00
GHP - Community Residential Program TH	Transitional Housing (TH)	1	18.00
GHP - HOPWA Gregory House (Competitive TH)	Transitional Housing (TH)	1	20.00
HAP - Na Kahua Hale O Ulu Wini	Transitional Housing (TH)	6	2.00
HCAP - Kumuhonua	Transitional Housing (TH)	3	0.00
HKIPA - Apana Women's Shelter TLP	Transitional Housing (TH)	1	0.00
HSI - Kulaokahua Apts (TH for the Elderly)	Transitional Housing (TH)	1	0.00
HSI - Na Kolea Rooming House (TH for Working Singles)	Transitional Housing (TH)	4	2.50
KHAKO - Central Transitional Housing	Transitional Housing (TH)	1	1.00
KHAKO - Westside TH	Transitional Housing (TH)	6	4.00
KWO - Onemalu Transitional Housing	Transitional Housing (TH)	21	5.43
USVETS - BP GPD Bridge Housing	Transitional Housing (TH)	8	4.88
USVETS - BP GPD Clinical Treatment	Transitional Housing (TH)	6	2.50
USVETS - BP GPD Low Demand	Transitional Housing (TH)	5	3.20
WIN - Bridge To Success Halawa TH (formerly Waianae)	Transitional Housing (TH)	4	4.25
WIN - Family House Aiea TH	Transitional Housing (TH)	1	3.00
Aggregates		1331	2.61