

From: Carlos Peraro, CPC
To: Harold Brackeen, State of Hawaii, Homeless Programs Administrator
Brandee Menino, BTG Chair; Heather Lusk, PIC Vice Chair
Date: December 18, 2018
Re: November 2018 HMIS Monitoring Reports

Attached for your review and dissemination to Continuum agencies is the November 2018 HMIS monitoring report. Below are brief highlights from the attached reports.

- 1) End of month, November 2018 Census summary by Continuum and Statewide (pp. 2-8)
 - The Statewide census for emergency and transitional programs increased in November 2018 (2,483) compared to October 2018 (2,418). For Oahu, this represents a decrease in the emergency shelter census, but an increase in transitional census. For the neighbor islands, this represents an increase in emergency shelter and transitional census.
 - The total “vacant beds” compared to the HIC bed capacity was 514 (ES and TH) and 414 (PSH). The high level for PSH is due to several large projects in both Continuums being at low utilization as of the end of November. HIC openings can also vary depending on differences in household size.
 - 39 programs on Oahu and 23 programs on the Neighbor Islands had utilization rates of less than 85% or greater than 110%. These programs are marked in red.
 - Statewide active Outreach clients totaled 1,540 (1,004 on Oahu and 536 on the Neighbor Islands).

- 2) Consent report for November 2018 (pp. 9-19)
 - VI-SPDAT Assessments: Consent to share data rates for Neighbor Islands and Oahu programs were 96% and 91% respectively; (October’s rates: 93% and 92% respectively). (bottom page 9)
 - By Name List: Consent to share data rates as of the 12/01/18 BNL cut was 98% statewide – three percentage points higher than October 2018. November rates included: Oahu Families (98%) and Singles (98%). Neighbor Island family and singles rates ranged from 79% (Kauai Families) to 100% (Kauai and Maui Singles). (page 10).
 - For adult program intakes entered in November 2018 (n=820), the statewide consent to share was 97%, one percentage point higher than the October report, and a sustained improvement from Aug 2017 (55%).
 - Seven programs (pp. 11-14) had consent rates below 80% (November Intakes) - highlighted in RED.

- 3) Length of Stay by Agency and Program for clients exiting during November 2018 (pp. 20-23)
 - The average LOS over all programs was 145 days (representing 963 exits), a decrease compared to October (186 days). If the 24 permanent supportive housing programs exits are omitted, the average LOS was 114 days.
 - Overall, homeless prevention and emergency shelter programs’ LOS were the shortest (77 and 98 days). As expected, PSH and TH program’s LOS were the longest (1,326 and 212 days).
 - By County, Hawaii (102 days) and Maui (140 days) averaged the shortest LOS, followed by Oahu (152 days) and Kauai (177 days). Of note is that the average includes PH projects, which heavily skew this statistic.
 - Emergency Shelter LOS ranged from 66 days on Hawaii to 100 days on Maui and Oahu.

- 4) Timeliness (entries and exits) during November 2018 (pp. 24-28)
 - Intake Timeliness was 2.69 average days, a slight decrease compared to 2.79 average days in October. 37 programs (highlighted in RED) averaged more than 3 days to enter intakes.
 - Exit timeliness increased to 2.75 average days compared to 2.24 days in October.
 - 48 programs (highlighted in RED) averaged more than 3 days to enter exits.

HMIS Census Report - November 2018
Oahu and Neighbor Islands - HIC Facilities

Summary of Monthly HMIS Shelter Census Counts

December 2017 - November 2018

HI-501 Oahu Census Summary

	Emerg	Trans	Total HUD Homeless	HIC Openings	PH	HIC Openings	Veterans ES/TH
December 31, 2017	1225	1275	2500	219	1112	53	234
January 31, 2018	1179	1228	2407	295	1097	76	244
February 28, 2018	1098	1238	2336	318	1116	72	238
March 31, 2018	1095	1261	2356	262	1116	72	227
April 30, 2018	1130	1283	2413	265	1140	102	241
May 31, 2018	1141	1269	2410	261	1143	114	257
June 30, 2018	1133	1236	2369	385	1100	167	246
July 31, 2018	1109	1199	2308	322	1088	123	227
August 31, 2018	1165	1117	2282	369	1100	238	234
September 30, 2018	1143	995	2138	242	1107	236	233
October 31, 2018	1009	785	1794	435	1102	224	158
November 30, 2018	981	801	1782	439	1100	226	162

HI-500 Balance of State Census Summary

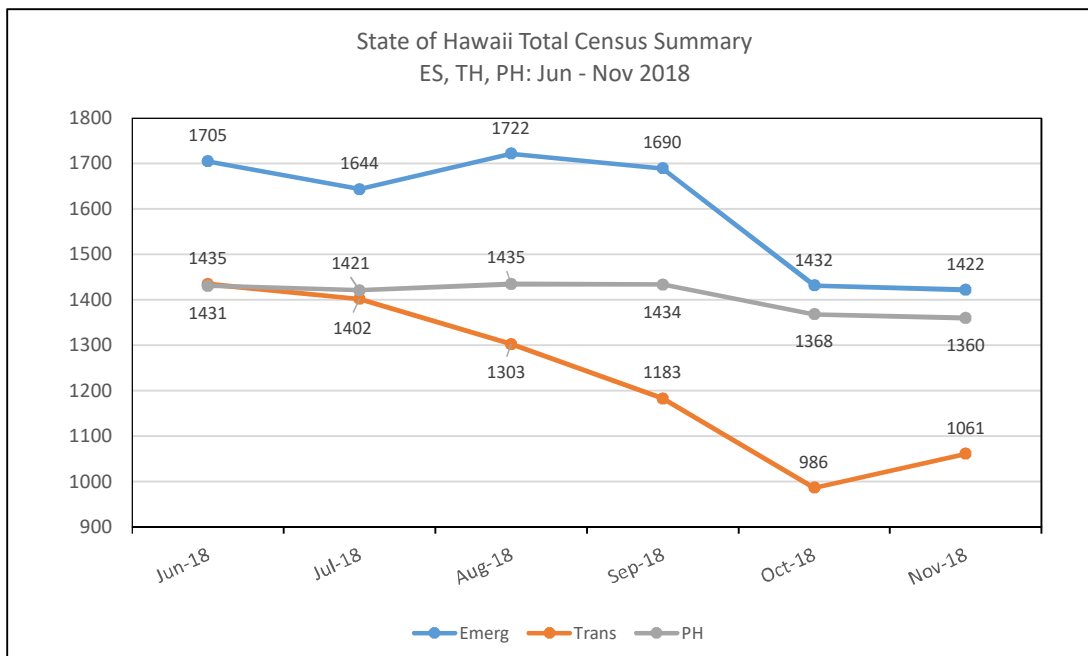
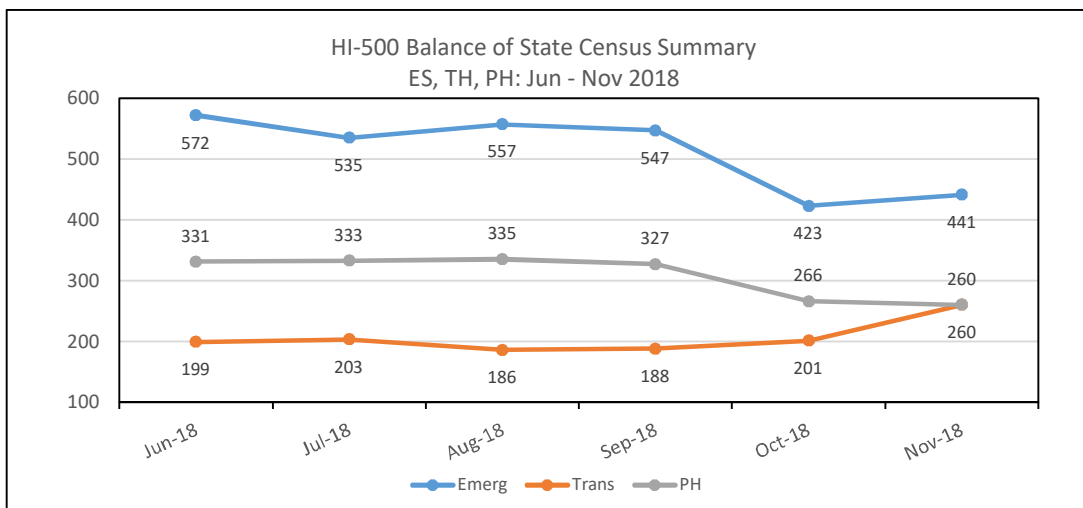
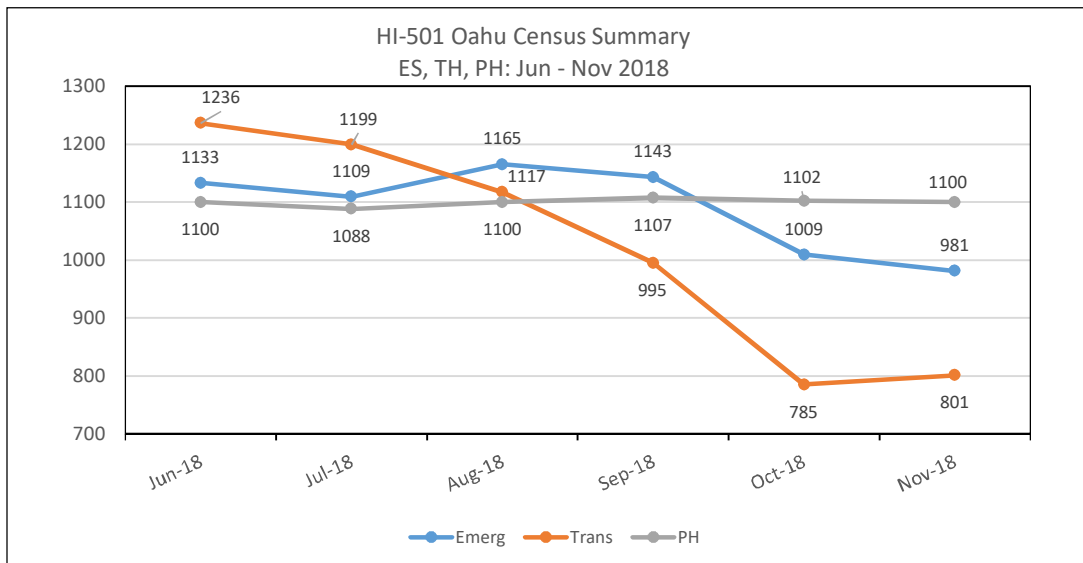
	Emerg	Trans	Total HUD Homeless	HIC Openings	PH	HIC Openings	Veterans ES/TH
December 31, 2017	478	282	760	325	332	123	38
January 31, 2018	488	210	698	399	335	125	32
February 28, 2018	494	206	700	398	338	124	36
March 31, 2018	525	194	719	215	322	145	39
April 30, 2018	548	213	761	195	316	135	34
May 31, 2018	566	212	778	179	331	130	38
June 30, 2018	572	199	771	77	331	119	32
July 31, 2018	535	203	738	99	333	117	30
August 31, 2018	557	186	743	105	335	113	26
September 30, 2018	547	188	735	101	327	121	28
October 31, 2018	423	201	624	131	266	180	26
November 30, 2018	441	260	701	75	260	188	24

State of Hawaii Total Census Summary

	Emerg	Trans	Total HUD Homeless	HIC Openings	PH	HIC Openings	Veterans ES/TH
December 31, 2017	1703	1557	3260	544	1444	176	272
January 31, 2018	1667	1438	3105	694	1432	201	276
February 28, 2018	1592	1444	3036	716	1454	196	274
March 31, 2018	1620	1455	3075	477	1438	217	266
April 30, 2018	1678	1496	3174	460	1456	237	275
May 31, 2018	1707	1481	3188	440	1474	244	295
June 30, 2018	1705	1435	3140	462	1431	286	278
July 31, 2018	1644	1402	3046	421	1421	240	257
August 31, 2018	1722	1303	3025	474	1435	351	260
September 30, 2018	1690	1183	2873	343	1434	357	261
October 31, 2018	1432	986	2418	566	1368	404	184
November 30, 2018	1422	1061	2483	514	1360	414	186

HMIS Census Report - November 2018 Oahu and Neighbor Islands - HIC Facilities

Summary of Monthly HMIS Shelter Census Counts



Census Report - November 30, 2018
Oahu - HIC Facilities

Proj. Type	Organization Name	Project Name	HIC Beds	Census on 11/30/18	% HIC Beds	Technical Openings	Veterans
ES	Child and Family Service	CFS - Honolulu Shelter	49	SP	NR	NR	SP
ES	Child and Family Service	CFS - Leeward Shelter	27	SP	NR	NR	SP
ES	Catholic Charities Hawaii	CCH - Kakaako Family Assessment Center	50	33	66%	17	2
ES	Family Promise of Hawaii	FPH - Honolulu Family Center	14	16	114%	0	0
ES	Family Promise of Hawaii	FPH - Windward Family Center	14	7	50%	7	0
ES	Hale Kipa Inc.	HKIPA - Boys BCP ES	8	1	13%	7	0
ES	Hale Kipa Inc.	HKIPA - Girls BCP ES	8	3	38%	5	0
ES	IHS Institute for Human Services	IHS - Behavioral Health ES	10	10	100%	0	1
ES	IHS Institute for Human Services	IHS - Hale Mauiola Program (Sand Island)	85	90	106%	0	5
ES	IHS Institute for Human Services	IHS - Kaaahi Families Shelter ES	100	88	88%	12	0
ES	IHS Institute for Human Services	IHS - Kaaahi Women ES	68	61	90%	7	2
ES	IHS Institute for Human Services	IHS - Sumner Men's Shelter	166	169	102%	0	29
ES	IHS Institute for Human Services	IHS - Tutu Bert's House (Med Respite ES)	16	16	100%	0	0
ES	Kealahou West Oahu	KWO - Hope for a New Beginning (Onelauena)	244	154	63%	90	3
ES	Parents and Children Together	PACT - Ohia Shelter	21	SP	NR	NR	SP
ES	Shelter of Wisdom	SOW - Great Joy 1	8	3	38%	5	0
ES	Shelter of Wisdom	SOW - Great Joy 2	9	9	100%	0	0
ES	Shelter of Wisdom	SOW - Great Joy 3	10	7	70%	3	0
ES	Shelter of Wisdom	SOW - Great Joy 4	6	6	100%	0	0
ES	Shelter of Wisdom	SOW - Hearts of Joy 2	13	11	85%	2	1
ES	Shelter of Wisdom	SOW - Streams of Joy 1	6	6	100%	0	1
ES	Shelter of Wisdom	SOW - Streams of Joy 2	10	12	120%	0	0
ES	U.S. Veterans Initiative	USVETS - BP Ewa HOPTEL	5	2	40%	3	2
ES	U.S. Veterans Initiative	USVETS - BP Pearl City HOPTEL	5	3	60%	2	3
ES	U.S. Veterans Initiative	USVETS - BP Pearl City Seniors HOPTEL	5	2	40%	3	2
ES	U.S. Veterans Initiative	USVETS - BP Respite Beds Barbers Point	10	3	30%	7	3
ES	U.S. Veterans Initiative	USVETS - WCC Emergency	191	157	82%	34	6
ES	U.S. Veterans Initiative	USVETS - WCC HOPTEL	5	5	100%	0	5
ES	Waikiki Health Center	WHC - Next Step Emergency Shelter	135	107	79%	28	3
ES	Windward Spouse Abuse Shelter	WSAS - Hale Ola	18	SP	NR	NR	NR
	Subtotal Emergency Shelter		1201	981	82%	232	68
TH	Alternative Structures Int't	ASI - Ohana Ola O Kahumana	222	180	81%	42	0
TH	Catholic Charities Hawaii	CCH - Ma'iili Land TH	54	44	81%	10	0
TH	Child and Family Service	CFS - Transitional Apartments (Honolulu and Leeward)	46	NR	NR	NR	NR
TH	Gregory House Programs	GHP - Community Residential Program	15	14	93%	1	1
TH	Gregory House Programs	GHP - HOPWA Gregory House (Competitive TH)	11	10	91%	1	0
TH	Honolulu Community Action Prog	HCAP - Kumuhonua	68	65	96%	3	4
TH	Hale Kipa Inc.	HKIPA - Apaa Women's Shelter	5	2	40%	3	0
TH	Hale Kipa Inc.	HKIPA - Maka'aloa Men's TLP	4	3	75%	1	0
TH	Ho'omau Ke Ola	HKO - Lahilahi	10	6	60%	4	0
TH	Holomua Na 'Ohana	HNO - Weinberg Village Waimanalo	125	104	83%	21	0
TH	Housing Solutions Inc.	HSI - Kulaokahua (TH for the elderly)	31	27	87%	4	4
TH	Housing Solutions Inc.	HSI - Na Kolea (TH for working singles)	64	61	95%	3	2
TH	Kealahou West Oahu	KWO - Onemalu Transitional Shelter	190	142	75%	48	3
TH	Parents and Children Together	PACT - Lehua	8	NR	NR	NR	NR
TH	The Salvation Army	SARMY - FSO Pathway of Hope	24	13	54%	11	0
TH	The Salvation Army ATS	SARMY - Ka Ohu Hou O Manoa	30	15	50%	15	1
TH	Steadfast Housing Dev Corp	SHDC - Hale Ulu Pono - Transitional Housing	10	4	40%	6	1
TH	U.S. Veterans Initiative	USVETS - BP GPD Bridge Housing	13	23	177%	0	23
TH	U.S. Veterans Initiative	USVETS - BP GPD Clinical Treatment	40	24	60%	16	24
TH	U.S. Veterans Initiative	USVETS - BP GPD Low Demand	35	31	89%	4	31
TH	Windward Spouse Abuse Shelter	WSAS - Imua	1	NR	NR	NR	NR
TH	Women in Need	WIN - Bridge To Success Halawa TH (formerly Waianae)	27	17	63%	10	0
TH	Women in Need	WIN - Family House - Aiea	20	16	80%	4	0
	Subtotal Transitional Housing		1000	801	80%	207	94
PSH	Alternative Structures Int't	ASI - Leeward CoC PSH	46	54	117%	0	0
PSH	Catholic Charities Hawaii	CCH - City HF Increment III	130	34	26%	96	5
PSH	Gregory House Programs	GHP - HOPWA Formula - PSH TBRA	33	26	79%	7	6
PSH	Gregory House Programs	GHP - HOPWA SPNS - Competitive PSH TBRA	48	40	83%	8	4
PSH	IHS Institute for Human Services	IHS - City FY15 Housing First PSH	177	151	85%	26	4
PSH	IHS Institute for Human Services	IHS - New PSH 2013 (CoC Funded)	34	31	91%	3	1
PSH	IHS Institute for Human Services	IHS - SPC Home At Last 2010	89	84	94%	5	15
PSH	IHS Institute for Human Services	IHS - SPC Home Sweet Home II	18	16	89%	2	0
PSH	IHS Institute for Human Services	IHS - SPC No Place Like Home	15	19	127%	0	3
PSH	Kalihi-Palama Health Center	KPHC - New Beginnings S+C Program	181	168	93%	13	8
PSH	Mental Health Kokua	MHK - Safe Haven Permanent Supportive Housing	25	21	84%	4	2

Census Report - November 30, 2018
Oahu - HIC Facilities

Proj. Type	Organization Name	Project Name	HIC Beds	Census on 11/30/18	% HIC Beds	Technical Openings	Veterans
PSH	Steadfast Housing Dev Corp	SHDC - Ekolu Group Homes Ahukini (Oahu)	5	4	80%	1	1
PSH	Steadfast Housing Dev Corp	SHDC - Ekolu Group Homes Kaukama (Oahu)	5	2	40%	3	0
PSH	Steadfast Housing Dev Corp	SHDC - Ekolu Group Homes Komo Mai (Oahu)	5	2	40%	3	0
PSH	Steadfast Housing Dev Corp	SHDC - Kalaeloa (Headway House) CoC Funded (Oahu)	40	31	78%	9	2
PSH	Steadfast Housing Dev Corp	SHDC - Oahu Shelter Plus Care Program	150	145	97%	5	5
PSH	U.S. Veterans Initiative	USVETS - BP HPO Housing First PSH	116	94	81%	22	22
PSH	U.S. Veterans Initiative	USVETS - BP Leeward PSH	30	26	87%	4	2
PSH	U.S. Veterans Initiative	USVETS - BP Permanent Supportive Housing CoC	13	12	92%	1	12
PSH	U.S. Veterans Initiative	USVETS - BP PH2 CHAMPS VET FAMILIES	32	30	94%	2	17
PSH	U.S. Veterans Initiative	USVETS - WCC Housing First Increment II (City)	122	110	90%	12	9
Subtotal Permanent Housing			1314	1100	84%	226	118
RRH	ALEA Bridge	ALEA - ESG Rapid Rehousing	NA	14	NA	NA	0
RRH	Alternative Structures Int't	ASI - ESG Rapid Re-Housing	NA	26	NA	NA	0
RRH	Alternative Structures Int't	ASI - HPO RRH Rapid ReHousing	NA	142	NA	NA	1
RRH	Catholic Charities Hawaii	CCH - HPP Rapid Re-housing	NA	595	NA	NA	9
RRH	Catholic Charities Hawaii	CCH - SHEG Oahu Rapid Re-Housing	NA	16	NA	NA	0
RRH	Catholic Charities Hawaii	CCH - SSVF Priority 1 Rapid Rehousing	NA	17	NA	NA	13
RRH	Family Promise Hawaii	FPH - ESG Rapid Rehousing	NA	34	NA	NA	0
RRH	Gregory House Programs	GHP - ESG Rapid Re-Housing	NA	8	NA	NA	0
RRH	Honolulu Community Action Prog	HCAP - HPO RRH Rapid Re-Housing	NA	55	NA	NA	3
RRH	IHS Institute for Human Services	IHS - ESG Rapid Re-housing	NA	118	NA	NA	1
RRH	IHS Institute for Human Services	IHS - HOMES Clean & Sober	NA	24	NA	NA	1
RRH	IHS Institute for Human Services	IHS - HPO RRH Rapid Re-Housing	NA	21	NA	NA	1
RRH	IHS Institute for Human Services	IHS - HPP Rapid Re-housing	NA	62	NA	NA	0
RRH	IHS Institute for Human Services	IHS - New Youth Rapid Re-Housing 2016 (NYRRH 2016)	NA	28	NA	NA	2
RRH	Kalihi-Palama Health Center	KPHC - ESG Rapid Re-housing	NA	49	NA	NA	3
RRH	The Salvation Army	SARMY - FSO HPO RRH Rapid Re-Housing	NA	110	NA	NA	1
RRH	U.S. Veterans Initiative	USVETS - SSVF Oahu Rapid Re-housing	NA	2	NA	NA	1
RRH	U.S. Veterans Initiative	USVETS - SSVF Priority 1 Rapid Re-housing	NA	128	NA	NA	103
RRH	U.S. Veterans Initiative	USVETS - WCC ESG Rapid Re-Housing 2017	NA	5	NA	NA	0
RRH	U.S. Veterans Initiative	USVETS - WCC ESG Rapid Re-Housing 2018	NA	47	NA	NA	2
RRH	U.S. Veterans Initiative	USVETS - WCC HPO RRH Rapid Re-Housing	NA	59	NA	NA	1
Subtotal Rapid ReHousing				1560	NA	NA	142
Total Emergency+Transitional			2,201	1,782	81%	439	162
Total Permanent			1,314	1,100	84%	226	118

Census Report - November 30, 2018
Neighbor Islands - HIC Facilities

Project Type	Organization Name	Project Name	HIC Beds	Census on 11/30/18	%HIC Beds	Technical Openings	Veterans
ES	Child and Family Service	CFS - Hale Ohana	32	SP	NR	NR	NR
ES	Child and Family Service	CFS - West Hawaii Domestic Abuse Shelter	15	SP	NR	NR	NR
ES	Family Life Center	FLC - Ho'olanani	18	6	33%	12	0
ES	HOPE Services Hawaii	HOPE - East Hawaii Emergency Mens Program ES	16	13	81%	3	1
ES	HOPE Services Hawaii	HOPE - Kiheiipua	44	63	143%	0	1
ES	HOPE Services Hawaii	HOPE - West Hawaii Emergency Housing Program	31	23	74%	8	1
ES	Kauai Economic Opportunity	KEO - Mana'olana Emergency	38	51	134%	0	4
ES	KHAKO, INC	KHAKO - Central ES	177	165	93%	12	1
ES	KHAKO, INC	KHAKO - Westside ES	119	111	93%	8	2
ES	USVETS	USVETS - BP Hilo HOPTTEL Program	5	4	80%	1	4
ES	USVETS	USVETS - BP Kauai HOPTTEL Program	5	5	100%	0	5
ES	Women Helping Women	WHW - Hale Lokomaikai	10	SP	NR	NR	NR
ES	YWCA of Kauai	YWCA - Family Violence Shelter	18	SP	NR	NR	NR
	Subtotal Emergency Shelters		453	441	97%	44	19
TH	Child and Family Service	CFS - Hale Kahua Pa'a	16	NR	NR	NR	NR
TH	Hawaii Affordable Properties, Inc.	HAP - Na Kahua Hale O Ulu Wini	55	67	122%	0	0
TH	Hawaii Island Home for Recovery, Inc.	HIHR - Transitional Housing	19	23	121%	0	2
TH	HOPE Services Hawaii	HOPE - Kuleana House	6	10	167%	0	0
TH	HOPE Services Hawaii	HOPE - Wilder House	8	2	25%	6	0
TH	Kauai Economic Opportunity	KEO - Kome Transitional Housing Program	7	7	100%	0	0
TH	Kauai Economic Opportunity	KEO - Komohana Group Home TH	6	4	67%	2	1
TH	Kauai Economic Opportunity	KEO - Lawehana Transitional Housing Program	9	8	89%	1	0
TH	Kauai Economic Opportunity	KEO - Mana'olana Transitional Housing	24	8	33%	16	0
TH	KHAKO, INC	KHAKO - Central TH	32	63	197%	0	1
TH	KHAKO, INC	KHAKO - Westside TH	51	45	88%	6	1
TH	Women In Need	WIN - Bridge To Success Kauai TH	22	23	105%	0	0
	Subtotal Transitional Housing		239	260	109%	31	5
PSH	Catholic Charities Hawaii	CCH - HPO NI Housing First (Kauai)	14	8	57%	6	0
PSH	Family Life Center	FLC - HPO NI Housing First	24	32	133%	0	2
PSH	Family Life Center	FLC - S+C 1	2	2	100%	0	0
PSH	Family Life Center	FLC - S+C 2	30	23	77%	7	2
PSH	Family Life Center	FLC - S+C 3	15	12	80%	3	1
PSH	Family Life Center	FLC - S+C 6 (Eha split)	33	21	64%	12	3
PSH	Hawaii Island Home for Recovery, Inc.	HIHR - PSH 1	16	17	106%	0	0
PSH	Hawaii Island Home for Recovery, Inc.	HIHR - PSH 2	5	3	60%	2	1
PSH	Hawaii Island Home for Recovery, Inc.	HIHR - PSH 3	3	5	167%	0	0
PSH	Hawaii Island Home for Recovery, Inc.	HIHR - PSH 4	5	2	40%	3	0
PSH	HOPE Services Hawaii	HOPE - HPO NI Housing First	125	68	54%	57	11
PSH	HOPE Services Hawaii	HOPE - Kukui Shelter Plus Care	111	22	20%	89	2
PSH	Kauai Economic Opportunity	KEO - Pa'a Hana PSH	4	4	100%	0	1
PSH	Maui AIDS Foundation	MAF - HOPWA PSH	29	NR	NR	NR	NR
PSH	Steadfast Housing Dev Corp	SHDC - Eha Shelter Plus Care	28	26	93%	2	2
PSH	Steadfast Housing Dev Corp	SHDC - Eono Shelter Plus Care	6	3	50%	3	0
PSH	Steadfast Housing Dev Corp	SHDC - Kaahele CoC Funded (Kauai)	5	4	80%	1	0
PSH	Steadfast Housing Dev Corp	SHDC - Kaulana CoC Funded (Maui)	5	2	40%	3	0
PSH	Steadfast Housing Dev Corp	SHDC - Kulalani CoC Funded (Maui)	6	6	100%	0	0
PSH	Subtotal Permanent Supportive Housing		460	260	57%	188	25
RRH	Catholic Charities Hawaii	CCH - HPO RRH Rapid Re-Housing (Kauai)	NA	38	NA	NA	0
RRH	Catholic Charities Hawaii	CCH - SHEG NI Rapid Rehousing	NA	14	NA	NA	0
RRH	Family Life Center	FLC - ESG Kauai Rapid Re-housing	NA	10	NA	NA	0
RRH	Family Life Center	FLC - ESG Maui Rapid Re-housing	NA	15	NA	NA	0
RRH	Family Life Center	FLC - HPO RRH Rapid Re-Housing	NA	46	NA	NA	1
RRH	Family Life Center	FLC - HPP Kauai Rapid Re-housing	NA	23	NA	NA	0
RRH	Family Life Center	FLC - HPP Maui Rapid Re-housing	NA	59	NA	NA	0
RRH	Family Life Center	FLC - Rental Assistance Program (RAP)	NA	4	NA	NA	0
RRH	HOPE Services Hawaii	HOPE - ESG Rapid Re-housing	NA	4	NA	NA	0
RRH	HOPE Services Hawaii	HOPE - HPO RRH Rapid Re-Housing	NA	38	NA	NA	2
RRH	HOPE Services Hawaii	HOPE - HPP Rapid Re-housing	NA	323	NA	NA	3
RRH	HOPE Services Hawaii	HOPE - New Start	NA	8	NA	NA	1
RRH	U.S. Veterans Initiative	USVETS - SSVF Priority 1 Rapid Re-housing	NA	23	NA	NA	18
	Subtotal Rapid ReHousing		NA	605	NA	NA	25
	Total Emergency+Transitional		692	701	101%	75	24
	Total Permanent		460	260	57%	188	25
	TOTAL		1,152	961	83%	263	49

Homeless Programs Office (HPO) Unit Utilization Analysis

Occupancy as of 11/30/2018

Program Name	Program Type	HMIS Households Served	Total Number of Living Units Per Facilities Description	Utilization Rate
HOPE - Kiheipua	ES	19	15	127%
KHAKEO - Central ES	ES	101	70	144%
KHAKEO - Westside ES	ES	85	48	177%
KWO - Onelau`ena Emergency Shelter	ES	57	71	80%
USVETS - WCC Emergency Shelter	ES	95	102	93%
WH - Next Step Emergency Shelter	ES	129	123	105%
ASI - Ohana Ola O Kahumana	TH	42	48	88%
CCH - Ma'ili Land Transitional Housing	TH	14	15	93%
GHP - Community Residential Program TH	TH	13	14	93%
HCAP - Kumuhonua	TH	67	58	116%
HIHR - Transitional Housing	TH	25	16	156%
HKIPA - Apaa Women's Shelter TLP	TH	1	4	25%
HKIPA - Maka`aloa Men's TLP	TH	3	4	75%
HNO - Weinberg Village Waimanalo	TH	28	30	93%
HSI - Kulaokahua Apts (TH for the Elderly)	TH	26	29	90%
HSI - Na Kolea Rooming House (TH for Working Singles)	TH	62	64	97%
KEO - Komohana Group Home TH	TH	3	5	60%
KEO - Mana'olana Transitional Housing	TH	5	8	63%
KWO - Onemalu Transitional Housing	TH	39	40	98%
SHDC - Hale Ulu Pono TH	TH	4	5	80%
USVETS - BP GPD Projects	TH	85	98	87%
WIN - Bridge To Success Halawa TH (formerly Waianae)	TH	16	5	320%
WIN - Bridge To Success Kauai TH	TH	20	9	222%
WIN - Family House Aiea TH	TH	15	8	188%
Totals		954	889	107%

Outreach Program Count

Active as of November 30, 2018

Programs	CoC	Active Count	# Veterans
FLC - Maui Regions 1, 2, 3, 6 - Street Outreach (HPO)	BOS	92	3
FLC - Maui Regions 4, 5 - Street Outreach (HPO)	BOS	43	3
HOPE - Hawaii Regions 1, 8, 9, 10 - Street Outreach (HPO)	BOS	28	3
HOPE - Hawaii Regions 2, 3, 4, 5, 6, 7 - Street Outreach (HPO)	BOS	62	1
HOPE - PATH Street Outreach Program	BOS	18	0
KEO - Kauai All Regions - Street Outreach (HPO)	BOS	278	5
LASH - SSVF Legal Services Program	BOS	1	0
MHK - PATH Street Outreach Program	BOS	8	0
SARMY - Maui Homeless Outreach Program	BOS	6	0
ALEA - Street Outreach Program	Oahu	34	1
CARE - Care Hawaii AMHD Street Outreach Program	Oahu	1	0
HNP - Hale Na`au Pono AMHD Street Outreach Program	Oahu	1	0
IHS - Oahu Region 1 - Street Outreach (HPO)	Oahu	87	8
IHS - Oahu Region 2 - Street Outreach (HPO)	Oahu	158	8
IHS - Oahu Region 4 - Street Outreach (HPO)	Oahu	90	11
KPHC - Oahu Region 1 - Street Outreach (HPO)	Oahu	159	6
KPHC - Oahu Region 2 - Street Outreach (HPO)	Oahu	7	0
KPHC - Oahu Region 6 - Street Outreach (HPO)	Oahu	18	0
KPHC - PATH Street Outreach Program	Oahu	30	5
KWO - Oahu Region 7 - Street Outreach (HPO)	Oahu	98	1
MHK - Oahu Activity Center Homeless Outreach Program	Oahu	11	1
NALO - Waimanalo Health Center Street Outreach	Oahu	63	1
USVETS - BP Oahu Region 3 - Street Outreach (HPO)	Oahu	19	1
USVETS - BP Oahu Region 5 - Street Outreach (HPO)	Oahu	65	5
WCCHC - Homeless Outreach Program	Oahu	163	7
TOTAL BY CONTINUUM	Oahu	1,004	55
TOTAL BY CONTINUUM	BOS	536	15
TOTAL STATEWIDE		1,540	70

Outreach Program Summary	Oahu	BOS	State
December 31, 2017	1,176	536	1,712
January 31, 2018	1,086	522	1,608
February 28, 2018	1,151	581	1,732
March 31, 2018	1,266	574	1,840
April 30, 2018	1,346	606	1,952
May 31, 2018	1,337	621	1,958
June 30, 2018	1,393	635	2,028
July 31, 2018	1,424	656	2,080
August 31, 2018	1,094	684	1,778
September 30, 2018	1,066	602	1,668
October 31, 2018	933	528	1,461
November 30, 2018	1,004	536	1,540

Consent to Share Data - VI SPDAT Assessments November 2018

HMIS ORGANIZATION - HI 500	No	Yes	Grand Total	% Consent
Catholic Charities Hawaii	1	3	4	75%
Family Life Center	0	17	17	100%
Hawaii Affordable Properties, Inc.	0	2	2	100%
HOPE Services Hawaii, Inc.	0	28	28	100%
Ka Hale A Ke Ola, Inc	0	32	32	100%
Kauai Economic Opportunity	3	10	13	77%
Neighborhood Place of Kona/Friends of the Future	0	1	1	100%
	4	93	97	96%

Consent to Share Data - VI SPDAT Assessments November 2018

HMIS ORGANIZATION - HI 501	No	Yes	Grand Total	% Consent
ALEA Bridge	0	13	13	100%
Alternative Structures International	0	7	7	100%
Catholic Charities Hawaii	1	3	4	75%
Department of Veterans Affairs	0	11	11	100%
EPIC Ohana	0	1	1	100%
Family Promise of Hawaii	0	2	2	100%
Gregory House Programs	0	1	1	100%
Hale Kipa	2	4	6	67%
Hawaii Health & Harm Reduction Center	1	5	6	83%
HOPE Inc.	0	6	6	100%
Institute for Human Services	10	86	96	90%
Kalihi Palama Health Center	1	6	7	86%
Kealahou West Oahu	0	14	14	100%
Koolauloa Health Center	1	4	5	80%
Mental Health Kokua	0	1	1	100%
Queens's Medical Center	1	4	5	80%
Residential Youth Services & Empowerment	0	7	7	100%
Salvation Army FSO	0	1	1	100%
Shelter of Wisdom	0	4	4	100%
USVETS	3	33	36	92%
Waianae Coast Comprehensive Health Center	1	2	3	67%
Waikiki Health	1	12	13	92%
Waimanalo Health Center	0	4	4	100%
Women In Need	1	0	1	0%
	23	231	254	91%

Summary	Feb-18	Mar-18	Apr-18	May-18	Jun-18	Jul-18	Aug-18	Sep-18	Oct-18	Nov-18
% Consent - HI 500	86%	100%	95%	97%	96%	94%	97%	96%	93%	96%
% Consent - HI 501	89%	95%	88%	93%	93%	91%	90%	90%	92%	91%
State Summary	88%	96%	90%	94%	94%	91%	92%	93%	92%	92%

State Summary - November 2018	No	Yes	Grand Total	% Consent
	27	324	351	92%

Consent to Share Data - Statewide BNL Reports as of 12/01/18

Statewide Consent Summary by CES Program

CES Program	No	Yes	TOTAL	% Shared
Oahu Family	20	1281	1301	98%
Oahu Singles	25	1277	1302	98%
Hawaii Family	1	31	32	97%
Hawaii Singles	1	114	115	99%
Kauai Family	6	22	28	79%
Kauai Singles	0	67	67	100%
Maui Family	2	47	49	96%
Maui Singles	0	116	116	100%
TOTAL	55	2955	3010	98%

Oahu	98%
Hawaii	99%
Kauai	94%
Maui	99%

Oahu Consent Summary by Priority Group

Family CES				
	No	Yes	TOTAL	% Shared
PSH P1	2	224	226	99%
PSH P2	2	175	177	99%
PSH P3	4	132	136	97%
PSH P4	2	180	182	99%
PSH P5	1	62	63	98%
RRH P1	5	163	168	97%
RRH P2	2	137	139	99%
RRH P3	1	128	129	99%
TH P3	0	44	44	100%
TH P4	1	18	19	95%
TH P5	0	18	18	100%
TH P6	0	0	0	N/A
TOTAL	20	1281	1301	98%

Singles CES				
	No	Yes	TOTAL	% Shared
PSH P1	3	208	211	99%
PSH P2	4	191	195	98%
PSH P3	7	133	140	95%
PSH P4	3	184	187	98%
PSH P5	1	61	62	98%
RRH P1	3	169	172	98%
RRH P2	2	123	125	98%
RRH P3	1	129	130	99%
TH P3	1	44	45	98%
TH P4	0	15	15	100%
TH P5	0	20	20	100%
TH P6	0	0	0	N/A
TOTAL	25	1277	1302	98%

Hawaii Consent Summary by Priority Group

Family CES				
	No	Yes	TOTAL	% Shared
PSH	0	0	0	N/A
RRH	1	12	13	92%
TH	0	19	19	100%
TOTAL	1	31	32	97%

Singles CES				
	No	Yes	TOTAL	% Shared
PSH	0	15	15	100%
RRH	0	52	52	100%
TH	1	46	47	98%
TOTAL	1	114	115	99%

Kauai Consent Summary by Priority Group

Family CES				
	No	Yes	TOTAL	% Shared
PSH	0	1	1	100%
RRH	2	2	4	50%
TH	4	19	23	83%
TOTAL	6	22	28	79%

Singles CES				
	No	Yes	TOTAL	% Shared
PSH	0	1	1	100%
RRH	0	23	23	100%
TH	0	43	43	100%
TOTAL	0	67	67	100%

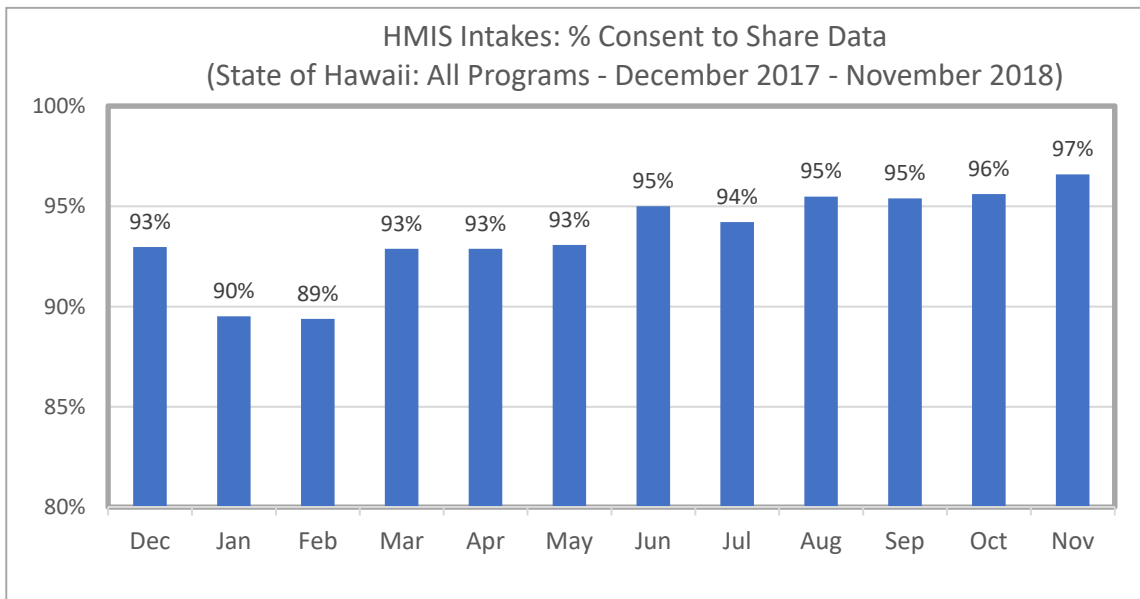
Maui Consent Summary by Priority Group

Family CES				
	No	Yes	TOTAL	% Shared
PSH	0	0	0	N/A
RRH	0	15	15	100%
TH	2	32	34	94%
TOTAL	2	47	49	96%

Singles CES				
	No	Yes	TOTAL	% Shared
PSH	0	13	13	100%
RRH	0	45	45	100%
TH	0	58	58	100%
TOTAL	0	116	116	100%

**Consent to Share Data by Program Type
Adult Intakes During November 2018**

Program Types	No	Yes	Grand Total	% Consent
Emergency Shelter (ES)	11	311	322	97%
Homeless Outreach	7	165	172	96%
Homeless Prevention		94	94	100%
Permanent Supportive Housing (PSH)	1	13	14	93%
Rapid Re-Housing (RRH)	4	84	88	95%
Services Only program	3	22	25	88%
Transitional Housing (TH)	2	103	105	98%
Grand Total	28	792	820	97%



**Consent to Share Data by Organization and Program
Adult Intakes During November 2018**

Organization/Program	No	Yes	Grand Total	% Consent
ALEA Bridge		14	14	100%
ALEA - Street Outreach Program		12	12	100%
ALEA - ESG Rapid Rehousing		2	2	100%
Alternative Structures International		3	3	100%
ASI - Ohana Ola O Kahumana		3	3	100%
Catholic Charities Hawaii	2	73	75	97%
CCH - HPP Homeless Prevention		26	26	100%
CCH - HPP Rapid Re-housing	1	4	5	80%
CCH - Kakaako Family Assessment Center		11	11	100%
CCH - SHEG NI Homelessness Prevention		11	11	100%
CCH - SHEG NI Rapid Rehousing		6	6	100%
CCH - SHEG Oahu Homelessness Prevention		2	2	100%
CCH - SSVF Priority 1 Rapid Rehousing		2	2	100%
CCH - City HF Increment III	1	2	3	67%
CCH - Ma'ili Land Transitional Housing		2	2	100%
CCH - SHEG Oahu Rapid Re-Housing		7	7	100%

Consent to Share Data by Organization and Program
Adult Intakes During November 2018

Organization/Program	No	Yes	Grand Total	% Consent
Family Life Center		84	84	100%
FLC - ESG Maui Rapid Re-housing		6	6	100%
FLC - HPO RRH Rapid Re-Housing		10	10	100%
FLC - HPP Maui Rapid Re-housing		4	4	100%
FLC - Maui Regions 1, 2, 3, 6 - Street Outreach (HPO)		27	27	100%
FLC - Maui Regions 4, 5 - Street Outreach (HPO)		19	19	100%
FLC - HPO NI Housing First		1	1	100%
FLC - HPP Maui Homelessness Prevention		15	15	100%
FLC - HPP Kauai Homelessness Prevention		2	2	100%
Family Promise of Hawaii	1	4	5	80%
FPH - ESG Rapid Rehousing		2	2	100%
FPH - Windward Family Center	1	2	3	67%
Gregory House Programs		3	3	100%
GHP - Community Residential Program TH		2	2	100%
GHP - HOPWA Gregory House (Competitive TH)		1	1	100%
Hawaii Affordable Properties, Inc.		9	9	100%
HAP - Na Kahua Hale O Ulu Wini		9	9	100%
Holomua Na Ohana		1	1	100%
HNO - Weinberg Village Waimanalo		1	1	100%
Honolulu Community Action Program		13	13	100%
HCAP - Kumuhonua		9	9	100%
HCAP - HPO RRH Rapid Re-Housing		4	4	100%
HOPE Services Hawaii, Inc.	1	58	59	98%
HOPE - East Hawaii Emergency Mens Program ES		5	5	100%
HOPE - Hawaii Regions 2, 3, 4, 5, 6, 7 - Street Outreach (HPO)	1	5	6	83%
HOPE - HPO NI Housing First		1	1	100%
HOPE - HPP Rapid Re-housing		16	16	100%
HOPE - Kiheipua		10	10	100%
HOPE - West Hawaii Emergency Housing Program		7	7	100%
HOPE - PATH Street Outreach Program		3	3	100%
HOPE - Hawaii Regions 1, 8, 9, 10 - Street Outreach (HPO)		4	4	100%
HOPE - HPO RRH Homeless Prevention		2	2	100%
HOPE - ESG Homelessness Prevention		3	3	100%
HOPE - HPO RRH Rapid Re-Housing		2	2	100%
Housing Solutions, Inc.		8	8	100%
HSI - Kulaokahua Apts (TH for the Elderly)		2	2	100%
HSI - Na Kolea Rooming House		6	6	100%
Institute for Human Services	9	186	195	95%
IHS - Behavioral Health ES		11	11	100%
IHS - ESG Rapid Re-housing	1	5	6	83%
IHS - Hale Mauiola Program (Sand Island ES)	1	22	23	96%
IHS - Kaa`ahi Families ES	3	5	8	63%
IHS - Kaa`ahi Women's ES		22	22	100%
IHS - Oahu Region 1 - Street Outreach (HPO)		13	13	100%
IHS - Oahu Region 2 - Street Outreach (HPO)	1	10	11	91%
IHS - Oahu Region 4 - Street Outreach (HPO)		6	6	100%

Consent to Share Data by Organization and Program

Adult Intakes During November 2018

Organization/Program	No	Yes	Grand Total	% Consent
IHS - Sumner Men's ES	2	59	61	97%
IHS - TBH Medical Respite (ES)	1	12	13	92%
IHS - New Youth Rapid Re-Housing 2016 (NYRRH 2016)		1	1	100%
IHS - HPP Rapid Re-housing		1	1	100%
IHS - HPO RRH Homeless Prevention		2	2	100%
IHS - HPP Homelessness Prevention		16	16	100%
IHS - New PSH 2013 (CoC Funded)		1	1	100%
Ka Hale A Ke Ola, Inc	2	84	86	98%
KHAKO - Westside ES		24	24	100%
KHAKO - Westside TH		17	17	100%
KHAKO - Central ES	1	27	28	96%
KHAKO - Central TH		16	16	100%
KHAKO - Pu'uohonua Drop-in Center	1		1	0%
Kalihi Palama Health Center		15	15	100%
KPHC - Oahu Region 1 - Street Outreach (HPO)		11	11	100%
KPHC - PATH Street Outreach Program		2	2	100%
KPHC - Oahu Region 6 - Street Outreach (HPO)		2	2	100%
Kauai Economic Opportunity		21	21	100%
KEO - Kauai All Regions - Street Outreach (HPO)		7	7	100%
KEO - Mana'olana Emergency		11	11	100%
KEO - Komohana Group Home TH		1	1	100%
KEO - Mana'olana Transitional Housing		2	2	100%
Kealahou West Oahu	1	19	20	95%
KWO - Onelau`ena Emergency Shelter		2	2	100%
KWO - Oahu Region 7 - Street Outreach (HPO)		6	6	100%
KWO - Onemalu Transitional Housing	1	11	12	92%
Legal Aid Society of Hawaii	2	22	24	92%
LASH - HPO Legal Services Program	2	22	24	92%
Mental Health Kokua		2	2	100%
MHK - Safe Haven Permanent Supportive Housing		1	1	100%
MHK - Oahu Activity Center Homeless Outreach Program		1	1	100%
Salvation Army FSO		5	5	100%
SARMY - FSO HPO RRH Homeless Prevention		5	5	100%
Shelter of Wisdom		4	4	100%
SOW - Streams of Joy 2		2	2	100%
SOW - Hearts of Joy 2		2	2	100%
Steadfast Housing Development Corporation		3	3	100%
SHDC - Oahu Shelter Plus Care Program		1	1	100%
SHDC - Ekolu Group Homes Komo Mai (Oahu)		1	1	100%
SHDC - Hale Ulu Pono TH		1	1	100%
USVETS	5	105	110	95%
USVETS - BP Ewa HOPTEL		1	1	100%
USVETS - BP GPD Bridge Housing	1	2	3	67%
USVETS - BP GPD Clinical Treatment		8	8	100%
USVETS - BP GPD Low Demand		9	9	100%
USVETS - BP Oahu Region 3 - Street Outreach (HPO)		2	2	100%

**Consent to Share Data by Organization and Program
Adult Intakes During November 2018**

Organization/Program	No	Yes	Grand Total	% Consent
USVETS - BP Pearl City HOPTel		1	1	100%
USVETS - SSVF Priority 1 Homeless Prevention		10	10	100%
USVETS - SSVF Priority 1 Rapid Re-housing	1	9	10	90%
USVETS - WCC Emergency Shelter	2	28	30	93%
USVETS - BP HPO Housing First PSH		2	2	100%
USVETS - WCC HOPTel		1	1	100%
USVETS - WCC ESG Rapid Re-Housing 2018		1	1	100%
USVETS - BP Oahu Region 5 - Street Outreach (HPO)		17	17	100%
USVETS - BP Kauai HOPTel Program		3	3	100%
USVETS - BP Hilo HOPTel Program		1	1	100%
USVETS - BP PH2 CHAMPS VET FAMILIES		1	1	100%
USVETS - WCC HPO RRH Rapid Re-Housing		1	1	100%
USVETS - BP Respite Beds Barbers Point		4	4	100%
USVETS - SSVF Oahu Rapid Re-housing	1	1	2	50%
USVETS - BP Pearl City Seniors HOPTel		1	1	100%
USVETS - BP Permanent Supportive Housing CoC		1	1	100%
USVETS - WCC Housing First Increment II (City)		1	1	100%
Waianae Coast Comprehensive Health Center	5	15	20	75%
WCCHC - Homeless Outreach Program	5	15	20	75%
Waikiki Health		37	37	100%
WH - Next Step Emergency Shelter		37	37	100%
Waimanalo Health Center		3	3	100%
NALO - Waimanalo Health Center Street Outreach		3	3	100%
Women In Need		1	1	100%
WIN - Family House Aiea TH		1	1	100%
Grand Total	28	792	820	97%

Consent to Share Data by Program Type

Active Adults During November 2018

Program Types	No	Yes	Grand Total	% Consent
Emergency Shelter (ES)	45	1,233	1,278	96%
Homeless Outreach	152	1,283	1,435	89%
Homeless Prevention	47	815	862	95%
Permanent Supportive Housing (PSH)	440	798	1,238	64%
Rapid Re-Housing (RRH)	67	1,122	1,189	94%
Services Only program	9	246	255	96%
Transitional Housing (TH)	38	672	710	95%
Grand Total	798	6,169	6,967	89%

Consent to Share Data by Organization and Program

Active Adults During November 2018

Organization/Program	No	Yes	Grand Total	% Consent
ALEA Bridge	1	39	40	98%
ALEA - Street Outreach Program		29	29	100%
ALEA - ESG Rapid Rehousing	1	10	11	91%
Alternative Structures International	21	187	208	90%
ASI - HPO RRH Homeless Prevention	1	26	27	96%
ASI - Leeward CoC PSH		28	28	100%
ASI - Ohana Ola O Kahumana	17	66	83	80%
ASI - ESG Rapid Re-Housing		9	9	100%
ASI - HPO RRH Rapid ReHousing	3	58	61	95%
Catholic Charities Hawaii	50	618	668	93%
CCH - HPO NI Housing First (Kauai)		6	6	100%
CCH - HPO RRH Homeless Prevention (Kauai)		4	4	100%
CCH - HPO RRH Rapid Re-Housing (Kauai)	1	19	20	95%
CCH - HPP Homeless Prevention	11	179	190	94%
CCH - HPP Rapid Re-housing	31	203	234	87%
CCH - Kakaako Family Assessment Center	3	16	19	84%
CCH - Ma'ili Land Transitional Housing		21	21	100%
CCH - SHEG NI Homelessness Prevention		41	41	100%
CCH - SHEG NI Rapid Rehousing		19	19	100%
CCH - SHEG Oahu Homelessness Prevention		43	43	100%
CCH - SHEG Oahu Rapid Re-Housing		14	14	100%
CCH - SSVF Priority 1 Homeless Prevention		1	1	100%
CCH - SSVF Priority 1 Rapid Rehousing	2	25	27	93%
CCH - City HF Increment III	2	27	29	93%
Family Life Center		413	413	100%
FLC - ESG Kauai Rapid Re-housing		7	7	100%
FLC - ESG Maui Rapid Re-housing		15	15	100%
FLC - Ho'olanani		8	8	100%
FLC - HPO NI Housing First		32	32	100%
FLC - HPO RRH Rapid Re-Housing		27	27	100%
FLC - HPP Kauai Homelessness Prevention		9	9	100%
FLC - HPP Kauai Rapid Re-housing		10	10	100%
FLC - HPP Maui Homelessness Prevention		76	76	100%
FLC - HPP Maui Rapid Re-housing		25	25	100%

Consent to Share Data by Organization and Program

Active Adults During November 2018

Organization/Program	No	Yes	Grand Total	% Consent
FLC - Maui Regions 1, 2, 3, 6 - Street Outreach (HPO)		96	96	100%
FLC - Maui Regions 4, 5 - Street Outreach (HPO)		55	55	100%
FLC - Rental Assistance Program (RAP)		2	2	100%
FLC - S+C 1		2	2	100%
FLC - S+C 2		18	18	100%
FLC - S+C 3		9	9	100%
FLC - S+C 6 (Eha split)		17	17	100%
FLC - HPO RRH Homeless Prevention		5	5	100%
Family Promise of Hawaii	2	30	32	94%
FPH - Honolulu Family Center		8	8	100%
FPH - Windward Family Center	1	4	5	80%
FPH - ESG Rapid Rehousing	1	18	19	95%
Gregory House Programs	47	59	106	56%
GHP - Community Residential Program TH	4	13	17	76%
GHP - ESG Homeless Prevention		12	12	100%
GHP - ESG Rapid Re-Housing		7	7	100%
GHP - HOPWA Formula - PSH TBRA	18	8	26	31%
GHP - HOPWA Gregory House (Competitive TH)	1	9	10	90%
GHP - HOPWA SPNS - Competitive PSH TBRA	24	10	34	29%
Hale Kipa		3	3	100%
HKIPA - Apana Women's Shelter TLP		1	1	100%
HKIPA - Maka'aloa Men's TLP		2	2	100%
Hale Na`au Pono (Wai`anae Coast Community MHC)		1	1	100%
HNP - Hale Na`au Pono AMHD Street Outreach Program		1	1	100%
Hawaii Affordable Properties, Inc.		26	26	100%
HAP - Na Kahua Hale O Ulu Wini		26	26	100%
Hawaii Island Home for Recovery	3	47	50	94%
HIHR - PSH 1	3	14	17	82%
HIHR - PSH 2		3	3	100%
HIHR - PSH 3		5	5	100%
HIHR - PSH 4		2	2	100%
HIHR - Transitional Housing		23	23	100%
Holomua Na Ohana	1	40	41	98%
HNO - Weinberg Village Waimanalo	1	40	41	98%
Honolulu Community Action Program	11	159	170	94%
HCAP - HPO RRH Homeless Prevention	9	49	58	84%
HCAP - HPO RRH Rapid Re-Housing		47	47	100%
HCAP - Kumuhonua	2	63	65	97%
Ho'omau Ke Ola		6	6	100%
HKO - Lahilahi		6	6	100%
HOPE Services Hawaii, Inc.	6	453	459	99%
HOPE - East Hawaii Emergency Mens Program ES		16	16	100%
HOPE - ESG Homelessness Prevention		8	8	100%
HOPE - ESG Rapid Re-housing		4	4	100%
HOPE - Hawaii Regions 1, 8, 9, 10 - Street Outreach (HPO)		26	26	100%
HOPE - Hawaii Regions 2, 3, 4, 5, 6, 7 - Street Outreach (HPO)	1	55	56	98%
HOPE - HPO NI Housing First		57	57	100%

Consent to Share Data by Organization and Program

Active Adults During November 2018

Organization/Program	No	Yes	Grand Total	% Consent
HOPE - HPO RRH Homeless Prevention		11	11	100%
HOPE - HPO RRH Rapid Re-Housing	3	25	28	89%
HOPE - HPP Homelessness Prevention		22	22	100%
HOPE - HPP Rapid Re-housing	2	130	132	98%
HOPE - Kiheipua		26	26	100%
HOPE - Kukui S+C Program		19	19	100%
HOPE - Kuleana House		4	4	100%
HOPE - New Start		6	6	100%
HOPE - PATH Street Outreach Program		19	19	100%
HOPE - West Hawaii Emergency Housing Program		24	24	100%
HOPE - Wilder House		1	1	100%
Housing Solutions, Inc.		96	96	100%
HSI - Kulaokahua Apts (TH for the Elderly)		29	29	100%
HSI - Na Kolea Rooming House		67	67	100%
Institute for Human Services	184	1274	1458	87%
IHS - AMHD Street Outreach Program		1	1	100%
IHS - Behavioral Health ES		19	19	100%
IHS - City FY15 Housing First PSH	19	104	123	85%
IHS - ESG Homelessness Prevention	14	63	77	82%
IHS - ESG Rapid Re-housing	8	67	75	89%
IHS - Hale Mauiola Program (Sand Island ES)	1	111	112	99%
IHS - HOMES Clean & Sober	2	22	24	92%
IHS - HPO RRH Homeless Prevention		7	7	100%
IHS - HPO RRH Rapid Re-Housing		17	17	100%
IHS - HPP Homelessness Prevention	5	91	96	95%
IHS - HPP Rapid Re-housing		26	26	100%
IHS - Kaa`ahi Families ES	8	40	48	83%
IHS - Kaa`ahi Women's ES	2	77	79	97%
IHS - New PSH 2013 (CoC Funded)	13	19	32	59%
IHS - New Youth Rapid Re-Housing 2016 (NYRRH 2016)	1	22	23	96%
IHS - Oahu Region 1 - Street Outreach (HPO)	5	85	90	94%
IHS - Oahu Region 2 - Street Outreach (HPO)	10	149	159	94%
IHS - Oahu Region 4 - Street Outreach (HPO)	10	82	92	89%
IHS - SPC Home At Last 2010	64	20	84	24%
IHS - SPC Home Sweet Home II	3	12	15	80%
IHS - SPC No Place Like Home	7	12	19	63%
IHS - Sumner Men's ES	11	205	216	95%
IHS - TBH Medical Respite (ES)	1	23	24	96%
Ka Hale A Ke Ola, Inc	3	264	267	99%
KHAKO - Westside ES	1	80	81	99%
KHAKO - Westside TH		35	35	100%
KHAKO - Central ES	1	108	109	99%
KHAKO - Central TH		41	41	100%
KHAKO - Pu'uuhonua Drop-in Center	1		1	0%
Kalihi Palama Health Center	147	289	436	66%
KPHC - ESG Homelessness Prevention	1	49	50	98%
KPHC - ESG Rapid Re-housing	3	28	31	90%

Consent to Share Data by Organization and Program

Active Adults During November 2018

Organization/Program	No	Yes	Grand Total	% Consent
KPHC - New Beginnings S+C Program	112	46	158	29%
KPHC - Oahu Region 1 - Street Outreach (HPO)	27	111	138	80%
KPHC - Oahu Region 2 - Street Outreach (HPO)	4	3	7	43%
KPHC - Oahu Region 6 - Street Outreach (HPO)		16	16	100%
KPHC - PATH Street Outreach Program		35	35	100%
KPHC - PATH Services Only Program		1	1	100%
Kauai Economic Opportunity	6	294	300	98%
KEO - Kauai All Regions - Street Outreach (HPO)	2	219	221	99%
KEO - Kome Transitional Housing Program		2	2	100%
KEO - Komohana Group Home TH		4	4	100%
KEO - Mana'olana Emergency	1	58	59	98%
KEO - Mana'olana Transitional Housing		6	6	100%
KEO - Pa`a Hana PSH	3	1	4	25%
KEO - Lawehana Transitional Housing Program		4	4	100%
Kealahou West Oahu	17	183	200	92%
KWO - Oahu Region 7 - Street Outreach (HPO)	7	48	55	87%
KWO - Onelau`ena Emergency Shelter	5	79	84	94%
KWO - Onemalu Transitional Housing	5	56	61	92%
Legal Aid Society of Hawaii	8	246	254	97%
LASH - HPO Legal Services Program	8	245	253	97%
LASH - SSVF Legal Services Program		1	1	100%
Maui AIDS Foundation	20		20	0%
MAF - HOPWA Formula - PSH TBRA	18		18	0%
MAF - HOPWA Formula STRMU	2		2	0%
Maui Youth Family Services	2		2	0%
MYFS - BCP Homeless Prevention Program	2		2	0%
Mental Health Kokua	9	37	46	80%
MHK - Oahu Activity Center Homeless Outreach Program	1	14	15	93%
MHK - PATH Street Outreach Program	5	4	9	44%
MHK - Safe Haven Permanent Supportive Housing	3	19	22	86%
Salvation Army FSO	3	146	149	98%
SARMY - FSO HPO RRH Homeless Prevention		74	74	100%
SARMY - FSO HPO RRH Rapid Re-Housing	3	65	68	96%
SARMY - FSO Pathway of Hope Transitional Housing		7	7	100%
SARMY - Ka Ohu Hou O Manoa FTS	5	7	12	58%
SARMY - Maui Homeless Outreach Program	11	2	13	15%
SARMY - Big Island RHY TLP	1		1	0%
Shelter of Wisdom	5	52	57	91%
SOW - Great Joy 1		2	2	100%
SOW - Great Joy 2	1	8	9	89%
SOW - Great Joy 3		7	7	100%
SOW - Great Joy 4	1	5	6	83%
SOW - Streams of Joy 1	1	4	5	80%
SOW - Streams of Joy 2	1	13	14	93%
SOW - Hearts of Joy 2	1	13	14	93%

Consent to Share Data by Organization and Program

Active Adults During November 2018

Organization/Program	No	Yes	Grand Total	% Consent
Steadfast Housing Development Corporation	113	122	235	52%
SHDC - Eha S+C	11	14	25	56%
SHDC - Eono S+C		3	3	100%
SHDC - Hale Ulu Pono TH		4	4	100%
SHDC - Kaahale CoC Funded (Kauai)	1	3	4	75%
SHDC - Kalaeloa (Headway House) CoC Funded (Oahu)	14	19	33	58%
SHDC - Kaulana CoC Funded (Maui)	2	1	3	33%
SHDC - Kulalani CoC Funded (Maui)	5	1	6	17%
SHDC - Oahu Shelter Plus Care Program	79	69	148	47%
SHDC - Ekolu Group Homes Ahukini (Oahu)		4	4	100%
SHDC - Ekolu Group Homes Kaukama (Oahu)		2	2	100%
SHDC - Ekolu Group Homes Komo Mai (Oahu)	1	2	3	67%
USVETS	51	746	797	94%
USVETS - BP Ewa HOPTel		3	3	100%
USVETS - BP GPD Bridge Housing	1	25	26	96%
USVETS - BP GPD Clinical Treatment		28	28	100%
USVETS - BP GPD Low Demand		35	35	100%
USVETS - BP Hilo HOPTel Program		5	5	100%
USVETS - BP HPO Housing First PSH	14	64	78	82%
USVETS - BP Kauai HOPTel Program		6	6	100%
USVETS - BP Leeward PSH		19	19	100%
USVETS - BP Oahu Region 3 - Street Outreach (HPO)		15	15	100%
USVETS - BP Oahu Region 5 - Street Outreach (HPO)		70	70	100%
USVETS - BP Pearl City HOPTel		3	3	100%
USVETS - BP Pearl City Seniors HOPTel		2	2	100%
USVETS - BP Permanent Supportive Housing CoC	5	7	12	58%
USVETS - BP PH2 CHAMPS VET FAMILIES	8	12	20	60%
USVETS - BP Respite Beds Barbers Point		8	8	100%
USVETS - SSVF Priority 1 Homeless Prevention	2	42	44	95%
USVETS - SSVF Priority 1 Rapid Re-housing	4	136	140	97%
USVETS - WCC Emergency Shelter	4	110	114	96%
USVETS - WCC ESG Rapid Re-Housing 2017		5	5	100%
USVETS - WCC HOPTel		6	6	100%
USVETS - WCC Housing First Increment II (City)	11	88	99	89%
USVETS - WCC HPO RRH Homeless Prevention		3	3	100%
USVETS - WCC HPO RRH Rapid Re-Housing	1	31	32	97%
USVETS - WCC ESG Rapid Re-Housing 2018		22	22	100%
USVETS - SSVF Oahu Rapid Re-housing	1	1	2	50%
WCCHC - Homeless Outreach Program	68	109	177	62%
WH - Next Step Emergency Shelter	1	136	137	99%
NALO - Waimanalo Health Center Street Outreach		38	38	100%
Women In Need	1	47	48	98%
WIN - Bridge To Success Kauai TH	1	19	20	95%
WIN - Family House Aiea TH		12	12	100%
WIN - Bridge To Success Halawa TH		16	16	100%
CARE - Care Hawaii AMHD Street Outreach Program	1		1	0%
Grand Total	798	6169	6967	89%

**Length of Stay by Program Type - Statewide
Exits During November 2018**

Program Type	# Exits in Nov	Average Days to Exit
Emergency Shelter (ES)	398	98
Homeless Outreach	148	114
Homeless Prevention	169	77
Permanent Supportive Housing (PSH)	24	1326
Rapid Re-Housing (RRH)	111	135
Services Only program	17	181
Transitional Housing (TH)	96	212
Grand Total	963	145

**Length of Stay by County and Program Type
Exits During November 2018**

County/Program Type	# Exits in Nov	Average Days to Exit
Hawaii	114	102
Emergency Shelter (ES)	20	66
Homeless Outreach	20	63
Homeless Prevention	42	66
Permanent Supportive Housing (PSH)	4	224
Rapid Re-Housing (RRH)	25	176
Transitional Housing (TH)	3	331
Kauai	42	177
Emergency Shelter (ES)	16	85
Homeless Outreach	11	194
Homeless Prevention	5	75
Permanent Supportive Housing (PSH)	1	1954
Rapid Re-Housing (RRH)	7	118
Transitional Housing (TH)	2	383
Maui	217	140
Emergency Shelter (ES)	112	100
Homeless Outreach	39	79
Homeless Prevention	22	86
Permanent Supportive Housing (PSH)	5	2130
Rapid Re-Housing (RRH)	18	118
Transitional Housing (TH)	21	65
Oahu	590	152
Emergency Shelter (ES)	250	100
Homeless Outreach	78	133
Homeless Prevention	100	79
Permanent Supportive Housing (PSH)	14	1309
Rapid Re-Housing (RRH)	61	124
Services Only program	17	181
Transitional Housing (TH)	70	246
Grand Total	963	145

**Length of Stay by Organization and Program
Exits During November 2018**

Organization/Program	# Exits in Nov	Average Days to Exit
Alternative Structures International	22	263
ASI - Ohana Ola O Kahumana	22	263
Catholic Charities Hawaii	166	91
CCH - HPP Rapid Re-housing	10	246
CCH - Kakaako Family Assessment Center	6	41
CCH - SHEG NI Homelessness Prevention	34	58
CCH - SHEG Oahu Homelessness Prevention	57	55
CCH - HPP Homeless Prevention	20	153
CCH - SHEG NI Rapid Rehousing	12	57
CCH - SSVF Priority 1 Rapid Rehousing	13	203
CCH - SHEG Oahu Rapid Re-Housing	14	65
Family Life Center	116	99
FLC - Ho'olanani	23	53
FLC - HPP Maui Homelessness Prevention	22	86
FLC - Maui Regions 1, 2, 3, 6 - Street Outreach (HPO)	25	92
FLC - Maui Regions 4, 5 - Street Outreach (HPO)	13	53
FLC - HPO RRH Rapid Re-Housing	4	132
FLC - ESG Kauai Rapid Re-housing	4	174
FLC - HPP Kauai Homelessness Prevention	5	75
FLC - S+C 3	2	594
FLC - S+C 6 (Eha split)	1	799
FLC - HPP Maui Rapid Re-housing	13	114
FLC - ESG Maui Rapid Re-housing	1	117
FLC - HPP Kauai Rapid Re-housing	3	44
Family Promise of Hawaii	10	39
FPH - Windward Family Center	10	39
Gregory House Programs	3	197
GHP - Community Residential Program TH	3	197
Hawaii Affordable Properties, Inc.	1	87
HAP - Na Kahua Hale O Ulu Wini	1	87
Holomua Na Ohana	5	484
HNO - Weinberg Village Waimanalo	5	484
Honolulu Community Action Program	2	466
HCAP - Kumuhonua	2	466
HOPE Services Hawaii, Inc.	64	124
HOPE - East Hawaii Emergency Mens Program ES	5	45
HOPE - Hawaii Regions 1, 8, 9, 10 - Street Outreach (HPO)	6	122
HOPE - Hawaii Regions 2, 3, 4, 5, 6, 7 - Street Outreach (HPO)	13	36
HOPE - HPO NI Housing First	3	291
HOPE - HPP Rapid Re-housing	12	275
HOPE - Kiheipua	12	57
HOPE - PATH Street Outreach Program	1	64
HOPE - West Hawaii Emergency Housing Program	2	182
HOPE - HPP Homelessness Prevention	2	209
HOPE - HPO RRH Homeless Prevention	5	62
HOPE - ESG Homelessness Prevention	1	79

**Length of Stay by Organization and Program
Exits During November 2018**

Organization/Program	# Exits in Nov	Average Days to Exit
HOPE - New Start	1	421
HOPE - Kukui S+C Program	1	22
Housing Solutions, Inc.	10	475
HSI - Kulaokahua Apts (TH for the Elderly)	2	545
HSI - Na Kolea Rooming House	8	458
Institute for Human Services	168	81
IHS - Behavioral Health ES	9	45
IHS - Kaa`ahi Families ES	13	78
IHS - Kaa`ahi Women's ES	21	37
IHS - Sumner Men's ES	55	52
IHS - TBH Medical Respite (ES)	11	34
IHS - Hale Mauiola Program (Sand Island ES)	27	83
IHS - Oahu Region 1 - Street Outreach (HPO)	3	50
IHS - HPO RRH Homeless Prevention	1	41
IHS - HPO RRH Rapid Re-Housing	8	24
IHS - ESG Rapid Re-housing	4	66
IHS - Oahu Region 2 - Street Outreach (HPO)	2	578
IHS - Oahu Region 4 - Street Outreach (HPO)	5	337
IHS - HPP Homelessness Prevention	8	142
IHS - New PSH 2013 (CoC Funded)	1	1372
Ka Hale A Ke Ola, Inc	110	103
KHAKO - Westside ES	50	115
KHAKO - Central ES	39	109
KHAKO - Central TH	14	59
KHAKO - Westside TH	7	78
Kalihi Palama Health Center	6	667
KPHC - Oahu Region 1 - Street Outreach (HPO)	3	101
KPHC - PATH Street Outreach Program	2	128
KPHC - New Beginnings S+C Program	1	3445
Kauai Economic Opportunity	26	130
KEO - Mana'olana Emergency	14	88
KEO - Kauai All Regions - Street Outreach (HPO)	11	194
KEO - Lihue Court Transitional Housing	1	0
Kealahou West Oahu	63	118
KWO - Onelau`ena Emergency Shelter	16	200
KWO - Oahu Region 7 - Street Outreach (HPO)	40	89
KWO - Onemalu Transitional Housing	7	94
Legal Aid Society of Hawaii	17	181
LASH - HPO Legal Services Program	17	181
Mental Health Kokua	4	78
MHK - Oahu Activity Center Homeless Outreach Program	2	90
MHK - PATH Street Outreach Program	1	90
MHK - Safe Haven Permanent Supportive Housing	1	40
Salvation Army FSO	4	4
SARMY - FSO HPO RRH Homeless Prevention	4	4
Salvation Army FTS	2	127

**Length of Stay by Organization and Program
Exits During November 2018**

Organization/Program	# Exits in Nov	Average Days to Exit
SARMY - Ka Ohu O Manoa FTS	2	127
Salvation Army RHY (Big Island)	2	454
SARMY - Big Island RHY TLP	2	454
Shelter of Wisdom	7	479
SOW - Streams of Joy 2	1	1338
SOW - Great Joy 1	1	282
SOW - Hearts of Joy 2	3	122
SOW - Streams of Joy 1	2	684
Steadfast Housing Development Corporation	10	2273
SHDC - Oahu Shelter Plus Care Program	4	1815
SHDC - Kaahele CoC Funded (Kauai)	1	1954
SHDC - Ekolu Group Homes Komo Mai (Oahu)	1	3581
SHDC - Kalaeloa (Headway House) CoC Funded (Oahu)	2	636
SHDC - Kaulana CoC Funded (Maui)	1	1409
SHDC - Kulalani CoC Funded (Maui)	1	7252
USVETS	90	121
USVETS - BP Ewa HOPTEL	2	28
USVETS - BP GPD Bridge Housing	4	131
USVETS - BP GPD Clinical Treatment	8	131
USVETS - BP GPD Low Demand	5	36
USVETS - SSVF Priority 1 Homeless Prevention	3	81
USVETS - SSVF Priority 1 Rapid Re-housing	3	127
USVETS - WCC Emergency Shelter	34	144
USVETS - WCC HOPTEL	1	104
USVETS - WCC HPO RRH Homeless Prevention	7	50
USVETS - BP Pearl City HOPTEL	2	49
USVETS - WCC HPO RRH Rapid Re-Housing	9	81
USVETS - BP Hilo HOPTEL Program	1	51
USVETS - BP Pearl City Seniors HOPTEL	1	190
USVETS - BP Respite Beds Barbers Point	3	151
USVETS - BP Kauai HOPTEL Program	2	68
USVETS - BP HPO Housing First PSH	1	225
USVETS - WCC Housing First Increment II (City)	2	502
USVETS - BP Leeward PSH	1	132
USVETS - BP Oahu Region 5 - Street Outreach (HPO)	1	106
Waianae Coast Comprehensive Health Center	20	151
WCCHC - Homeless Outreach Program	20	151
Waikiki Health	32	139
WH - Next Step Emergency Shelter	32	139
Women In Need	3	289
WIN - Family House Aiea TH	1	72
WIN - Bridge To Success Halawa TH	1	31
WIN - Bridge To Success Kauai TH	1	765
Grand Total	963	145

Timeliness Report - Nov. 2018 (Intakes)

Date Range: 11/1/2018 - 11/30/2018

Average Days Taken to Input Enrollments (clients enrolled during reporting period)			
Program Name	Program Type	Clients Enrolled	Avg Days to Input
Hawaii County VI SPDAT v2 Family	Coordinated Assessment	41	3.63
Hawaii County VI SPDAT v2 Individual	Coordinated Assessment	23	2.48
Kauai County VI SPDAT v2 Family	Coordinated Assessment	19	0.32
Kauai County VI SPDAT v2 Individual	Coordinated Assessment	11	0.18
Maui County VI SPDAT v2 Family	Coordinated Assessment	46	0.33
Maui County VI SPDAT v2 Individual	Coordinated Assessment	39	0.72
Maui County VI SPDAT v2 TAY	Coordinated Assessment	2	0.00
Oahu County VI SPDAT v2 Family	Coordinated Assessment	178	2.73
Oahu County VI SPDAT v2 Individual	Coordinated Assessment	202	3.74
Oahu County VI SPDAT v2 TAY	Coordinated Assessment	13	0.23
CCH - Kakaako Family Assessment Center	Emergency Shelter (ES)	21	5.38
FLC - Ho'olanani	Emergency Shelter (ES)	6	0.00
FPH - Windward Family Center	Emergency Shelter (ES)	7	0.43
HKIPA - Boys Shelter BCP ES	Emergency Shelter (ES)	1	16.00
HOPE - East Hawaii Emergency Mens Program ES	Emergency Shelter (ES)	5	0.00
HOPE - Kiheipua	Emergency Shelter (ES)	26	2.42
HOPE - West Hawaii Emergency Housing Program	Emergency Shelter (ES)	7	1.86
IHS - Behavioral Health ES	Emergency Shelter (ES)	11	0.09
IHS - Hale Mauiola Program (Sand Island ES)	Emergency Shelter (ES)	25	0.40
IHS - Kaa`ahi Families ES	Emergency Shelter (ES)	14	0.00
IHS - Kaa`ahi Women's ES	Emergency Shelter (ES)	24	0.00
IHS - Sumner Men's ES	Emergency Shelter (ES)	65	3.09
IHS - TBH Medical Respite (ES)	Emergency Shelter (ES)	14	1.79
KEO - Mana'olana Emergency	Emergency Shelter (ES)	13	1.00
KHAKO - Central ES	Emergency Shelter (ES)	54	0.07
KHAKO - Westside ES	Emergency Shelter (ES)	34	0.03
KWO - Onelau`ena Emergency Shelter	Emergency Shelter (ES)	4	2.25
SOW - Hearts of Joy 2	Emergency Shelter (ES)	2	2.50
SOW - Streams of Joy 1	Emergency Shelter (ES)	1	11.00
SOW - Streams of Joy 2	Emergency Shelter (ES)	2	1.50
USVETS - BP Ewa HOPTTEL	Emergency Shelter (ES)	1	0.00
USVETS - BP Hilo HOPTTEL Program	Emergency Shelter (ES)	1	3.00
USVETS - BP Kauai HOPTTEL Program	Emergency Shelter (ES)	3	1.00
USVETS - BP Pearl City HOPTTEL	Emergency Shelter (ES)	1	1.00
USVETS - BP Pearl City Seniors HOPTTEL	Emergency Shelter (ES)	1	0.00
USVETS - BP Respite Beds Barbers Point	Emergency Shelter (ES)	4	0.50
USVETS - WCC Emergency Shelter	Emergency Shelter (ES)	37	9.43
USVETS - WCC HOPTTEL	Emergency Shelter (ES)	1	7.00
WH - Next Step Emergency Shelter	Emergency Shelter (ES)	38	3.97
CCH - HPP Homeless Prevention	Homelessness Prevention	79	1.43
CCH - SHEG NI Homelessness Prevention	Homelessness Prevention	29	0.52
CCH - SHEG Oahu Homelessness Prevention	Homelessness Prevention	2	0.50
FLC - HPP Kauai Homelessness Prevention	Homelessness Prevention	4	0.00
FLC - HPP Maui Homelessness Prevention	Homelessness Prevention	42	1.69
HOPE - ESG Homelessness Prevention	Homelessness Prevention	4	4.50
HOPE - HPO RRH Homeless Prevention	Homelessness Prevention	7	4.71
IHS - HPO RRH Homeless Prevention	Homelessness Prevention	5	0.00
IHS - HPP Homelessness Prevention	Homelessness Prevention	46	3.33
SARMY - FSO HPO RRH Homeless Prevention	Homelessness Prevention	11	2.00
USVETS - SSVF Priority 1 Homeless Prevention	Homelessness Prevention	14	4.21
CCH - City HF Increment III	PH - Permanent Supportive Housing	4	1.75
FLC - HPO NI Housing First	PH - Permanent Supportive Housing	1	2.00
FLC - S+C 1	PH - Permanent Supportive Housing	2	12.00
HOPE - HPO NI Housing First	PH - Permanent Supportive Housing	1	6.00
IHS - New PSH 2013 (CoC Funded)	PH - Permanent Supportive Housing	1	9.00
MHK - Safe Haven Permanent Supportive Housing	PH - Permanent Supportive Housing	1	19.00
SHDC - Ekolu Group Homes Komo Mai (Oahu)	PH - Permanent Supportive Housing	1	0.00

Timeliness Report - Nov. 2018 (Intakes)

Date Range: 11/1/2018 - 11/30/2018

Average Days Taken to Input Enrollments (clients enrolled during reporting period)		Clients Enrolled	Avg Days to Input
Program Name	Program Type		
SHDC - Oahu Shelter Plus Care Program	PH - Permanent Supportive Housing	1	13.00
USVETS - BP HPO Housing First PSH	PH - Permanent Supportive Housing	2	3.00
USVETS - BP Permanent Supportive Housing CoC	PH - Permanent Supportive Housing	1	1.00
USVETS - BP PH2 CHAMPS VET FAMILIES	PH - Permanent Supportive Housing	1	5.00
USVETS - WCC Housing First Increment II (City)	PH - Permanent Supportive Housing	1	0.00
ALEA - ESG Rapid Rehousing	PH - Rapid Re-Housing	2	26.50
CCH - HPP Rapid Re-housing	PH - Rapid Re-Housing	15	0.00
CCH - SHEG NI Rapid Rehousing	PH - Rapid Re-Housing	6	1.67
CCH - SHEG Oahu Rapid Re-Housing	PH - Rapid Re-Housing	16	0.75
CCH - SSVF Priority 1 Rapid Rehousing	PH - Rapid Re-Housing	2	2.00
FLC - ESG Maui Rapid Re-housing	PH - Rapid Re-Housing	5	5.40
FLC - HPO RRH Rapid Re-Housing	PH - Rapid Re-Housing	21	1.43
FLC - HPP Maui Rapid Re-housing	PH - Rapid Re-Housing	13	0.00
FPH - ESG Rapid Rehousing	PH - Rapid Re-Housing	3	1.00
HCAP - HPO RRH Rapid Re-Housing	PH - Rapid Re-Housing	4	0.00
HOPE - HPO RRH Rapid Re-Housing	PH - Rapid Re-Housing	2	4.00
HOPE - HPP Rapid Re-housing	PH - Rapid Re-Housing	43	5.40
IHS - ESG Rapid Re-housing	PH - Rapid Re-Housing	9	2.33
IHS - HPP Rapid Re-housing	PH - Rapid Re-Housing	11	0.73
IHS - New Youth Rapid Re-Housing 2016 (NYRRH 2016)	PH - Rapid Re-Housing	1	0.00
USVETS - SSVF Oahu Rapid Re-housing	PH - Rapid Re-Housing	2	20.00
USVETS - SSVF Priority 1 Rapid Re-housing	PH - Rapid Re-Housing	13	2.31
USVETS - WCC ESG Rapid Re-Housing 2018	PH - Rapid Re-Housing	2	0.50
USVETS - WCC HPO RRH Rapid Re-Housing	PH - Rapid Re-Housing	2	0.00
KHAKO - Pu'uhonua Drop-in Center	Services Only	1	0.00
LASH - HPO Legal Services Program	Services Only	25	0.28
ALEA - Street Outreach Program	Street Outreach	21	9.29
FLC - Maui Regions 1, 2, 3, 6 - Street Outreach (HPO)	Street Outreach	39	0.87
FLC - Maui Regions 4, 5 - Street Outreach (HPO)	Street Outreach	21	0.81
HOPE - Hawaii Regions 1, 8, 9, 10 - Street Outreach (HPO)	Street Outreach	6	10.83
HOPE - Hawaii Regions 2, 3, 4, 5, 6, 7 - Street Outreach (HPO)	Street Outreach	8	1.75
HOPE - PATH Street Outreach Program	Street Outreach	3	0.67
IHS - Oahu Region 1 - Street Outreach (HPO)	Street Outreach	19	2.37
IHS - Oahu Region 2 - Street Outreach (HPO)	Street Outreach	12	2.58
IHS - Oahu Region 4 - Street Outreach (HPO)	Street Outreach	8	2.38
KEO - Kauai All Regions - Street Outreach (HPO)	Street Outreach	15	2.60
KPHC - Oahu Region 1 - Street Outreach (HPO)	Street Outreach	20	4.80
KPHC - Oahu Region 6 - Street Outreach (HPO)	Street Outreach	4	1.00
KPHC - PATH Street Outreach Program	Street Outreach	2	1.50
KWO - Oahu Region 7 - Street Outreach (HPO)	Street Outreach	22	5.41
MHK - Oahu Activity Center Homeless Outreach Program	Street Outreach	1	0.00
NALO - Waimanalo Health Center Street Outreach	Street Outreach	4	4.75
USVETS - BP Oahu Region 3 - Street Outreach (HPO)	Street Outreach	2	14.50
USVETS - BP Oahu Region 5 - Street Outreach (HPO)	Street Outreach	17	12.47
WCCHC - Homeless Outreach Program	Street Outreach	25	10.72
ASI - Ohana Ola O Kahumana	Transitional Housing (TH)	11	0.64
CCH - Ma'ili Land Transitional Housing	Transitional Housing (TH)	3	5.00
GHP - Community Residential Program TH	Transitional Housing (TH)	2	3.50
GHP - HOPWA Gregory House (Competitive TH)	Transitional Housing (TH)	1	8.00
HAP - Na Kahua Hale O Ulu Wini	Transitional Housing (TH)	20	0.15
HCAP - Kumuhonua	Transitional Housing (TH)	9	1.11
HNO - Weinberg Village Waimanalo	Transitional Housing (TH)	3	1.00
HSI - Kulaokahua Apts (TH for the Elderly)	Transitional Housing (TH)	2	0.00
HSI - Na Kolea Rooming House	Transitional Housing (TH)	6	0.00
KEO - Komohana Group Home TH	Transitional Housing (TH)	1	7.00
KEO - Mana'olana Transitional Housing	Transitional Housing (TH)	2	2.00
KHAKO - Central TH	Transitional Housing (TH)	23	0.04

Timeliness Report - Nov. 2018 (Intakes)

Date Range: 11/1/2018 - 11/30/2018

Average Days Taken to Input Enrollments (clients enrolled during reporting period)			
Program Name	Program Type	Clients Enrolled	Avg Days to Input
KHAKO - Westside TH	Transitional Housing (TH)	25	6.56
KWO - Onemalu Transitional Housing	Transitional Housing (TH)	35	0.14
SHDC - Hale Ulu Pono TH	Transitional Housing (TH)	1	0.00
USVETS - BP GPD Bridge Housing	Transitional Housing (TH)	3	0.67
USVETS - BP GPD Clinical Treatment	Transitional Housing (TH)	8	0.88
USVETS - BP GPD Low Demand	Transitional Housing (TH)	9	0.44
WIN - Family House Aiea TH	Transitional Housing (TH)	1	0.00
Aggregates		1869	2.69

Timeliness Report - Nov 2018 (Exits)

Date Range: 11/1/2018 - 11/30/2018

Average Days Taken to Exit Enrollments (clients exited during reporting period)			
Program Name	Program Type	Total Exited Clients	Avg Days to Exit
Hawaii County VI SPDAT v2 Family	Coordinated Assessment	44	2.70
Hawaii County VI SPDAT v2 Individual	Coordinated Assessment	17	3.06
Kauai County VI SPDAT v2 Family	Coordinated Assessment	14	11.07
Kauai County VI SPDAT v2 Individual	Coordinated Assessment	5	7.20
Maui County VI SPDAT v2 Family	Coordinated Assessment	44	2.32
Maui County VI SPDAT v2 Individual	Coordinated Assessment	31	2.03
Maui County VI SPDAT v2 TAY	Coordinated Assessment	1	0.00
Oahu County VI SPDAT v2 Family	Coordinated Assessment	32	0.81
Oahu County VI SPDAT v2 Individual	Coordinated Assessment	34	3.56
CCH - Kakaako Family Assessment Center	Emergency Shelter (ES)	11	5.82
FLC - Ho'olanani	Emergency Shelter (ES)	23	0.26
FPH - Windward Family Center	Emergency Shelter (ES)	10	0.50
HOPE - East Hawaii Emergency Mens Program ES	Emergency Shelter (ES)	6	3.33
HOPE - Kiheipua	Emergency Shelter (ES)	12	4.58
HOPE - West Hawaii Emergency Housing Program	Emergency Shelter (ES)	2	0.00
IHS - Behavioral Health ES	Emergency Shelter (ES)	9	3.11
IHS - Hale Mauiola Program (Sand Island ES)	Emergency Shelter (ES)	28	0.68
IHS - Kaa'ahi Families ES	Emergency Shelter (ES)	16	4.50
IHS - Kaa'ahi Women's ES	Emergency Shelter (ES)	24	0.00
IHS - Sumner Men's ES	Emergency Shelter (ES)	58	2.86
IHS - TBH Medical Respite (ES)	Emergency Shelter (ES)	11	3.09
KEO - Mana'olana Emergency	Emergency Shelter (ES)	14	0.29
KHAKO - Central ES	Emergency Shelter (ES)	41	1.46
KHAKO - Westside ES	Emergency Shelter (ES)	51	6.47
KWO - Onelau`ena Emergency Shelter	Emergency Shelter (ES)	16	1.25
SOW - Great Joy 1	Emergency Shelter (ES)	1	8.00
SOW - Hearts of Joy 2	Emergency Shelter (ES)	3	6.67
SOW - Streams of Joy 1	Emergency Shelter (ES)	2	0.00
SOW - Streams of Joy 2	Emergency Shelter (ES)	1	9.00
USVETS - BP Ewa HOPTEL	Emergency Shelter (ES)	2	0.00
USVETS - BP Kauai HOPTEL Program	Emergency Shelter (ES)	2	1.50
USVETS - BP Pearl City HOPTEL	Emergency Shelter (ES)	2	1.50
USVETS - BP Pearl City Seniors HOPTEL	Emergency Shelter (ES)	1	5.00
USVETS - BP Respite Beds Barbers Point	Emergency Shelter (ES)	3	0.67
USVETS - WCC Emergency Shelter	Emergency Shelter (ES)	34	8.47
USVETS - WCC HOPTEL	Emergency Shelter (ES)	1	5.00
WH - Next Step Emergency Shelter	Emergency Shelter (ES)	34	2.74
CCH - HPP Homeless Prevention	Homelessness Prevention	20	3.85
CCH - SHEG NI Homelessness Prevention	Homelessness Prevention	34	0.82
CCH - SHEG Oahu Homelessness Prevention	Homelessness Prevention	57	0.00
FLC - HPP Kauai Homelessness Prevention	Homelessness Prevention	5	0.00
FLC - HPP Maui Homelessness Prevention	Homelessness Prevention	22	0.00
HOPE - ESG Homelessness Prevention	Homelessness Prevention	1	6.00
HOPE - HPO RRH Homeless Prevention	Homelessness Prevention	5	4.60
HOPE - HPP Homelessness Prevention	Homelessness Prevention	2	6.00
IHS - HPO RRH Homeless Prevention	Homelessness Prevention	1	0.00
IHS - HPP Homelessness Prevention	Homelessness Prevention	8	4.25
SARMY - FSO HPO RRH Homeless Prevention	Homelessness Prevention	4	0.00
USVETS - SSVF Priority 1 Homeless Prevention	Homelessness Prevention	3	14.00
USVETS - WCC HPO RRH Homeless Prevention	Homelessness Prevention	7	3.00
FLC - S+C 3	PH - Permanent Supportive Housing	2	19.00
FLC - S+C 6 (Eha split)	PH - Permanent Supportive Housing	3	7.00
HOPE - HPO NI Housing First	PH - Permanent Supportive Housing	3	14.67
HOPE - Kukui S+C Program	PH - Permanent Supportive Housing	3	10.67
IHS - New PSH 2013 (CoC Funded)	PH - Permanent Supportive Housing	1	8.00
KPHC - New Beginnings S+C Program	PH - Permanent Supportive Housing	1	0.00
MHK - Safe Haven Permanent Supportive Housing	PH - Permanent Supportive Housing	1	14.00
SHDC - Kaahele CoC Funded (Kauai)	PH - Permanent Supportive Housing	1	2.00
SHDC - Kalaeloa (Headway House) CoC Funded (Oahu)	PH - Permanent Supportive Housing	2	5.00
SHDC - Kaulana CoC Funded (Maui)	PH - Permanent Supportive Housing	1	0.00

Timeliness Report - Nov 2018 (Exits)

Date Range: 11/1/2018 - 11/30/2018

Average Days Taken to Exit Enrollments (clients exited during reporting period)			
Program Name	Program Type	Total Exited Clients	Avg Days to Exit
SHDC - Kulalani CoC Funded (Maui)	PH - Permanent Supportive Housing	1	3.00
SHDC - Oahu Shelter Plus Care Program	PH - Permanent Supportive Housing	4	0.50
USVETS - BP HPO Housing First PSH	PH - Permanent Supportive Housing (dis	1	15.00
USVETS - BP Leeward PSH	PH - Permanent Supportive Housing (dis	1	4.00
USVETS - WCC Housing First Increment II (City)	PH - Permanent Supportive Housing (dis	2	21.50
CCH - HPP Rapid Re-housing	PH - Rapid Re-Housing	10	0.00
CCH - SHEG NI Rapid Rehousing	PH - Rapid Re-Housing	16	1.38
CCH - SHEG Oahu Rapid Re-Housing	PH - Rapid Re-Housing	14	0.00
CCH - SSVF Priority 1 Rapid Rehousing	PH - Rapid Re-Housing	13	1.23
FLC - ESG Kauai Rapid Re-housing	PH - Rapid Re-Housing	4	0.00
FLC - ESG Maui Rapid Re-housing	PH - Rapid Re-Housing	2	4.50
FLC - HPO RRH Rapid Re-Housing	PH - Rapid Re-Housing	10	0.00
FLC - HPP Kauai Rapid Re-housing	PH - Rapid Re-Housing	7	0.00
FLC - HPP Maui Rapid Re-housing	PH - Rapid Re-Housing	13	0.00
HOPE - HPO RRH Rapid Re-Housing	PH - Rapid Re-Housing	3	13.00
HOPE - HPP Rapid Re-housing	PH - Rapid Re-Housing	12	10.75
HOPE - New Start	PH - Rapid Re-Housing	1	15.00
IHS - ESG Rapid Re-housing	PH - Rapid Re-Housing	4	0.00
IHS - HPO RRH Rapid Re-Housing	PH - Rapid Re-Housing	8	0.00
USVETS - SSVF Priority 1 Rapid Re-housing	PH - Rapid Re-Housing	4	0.00
USVETS - WCC HPO RRH Rapid Re-Housing	PH - Rapid Re-Housing	9	1.00
LASH - HPO Legal Services Program	Services Only	15	0.00
ALEA - Street Outreach Program	Street Outreach	5	0.00
FLC - Maui Regions 1, 2, 3, 6 - Street Outreach (HPO)	Street Outreach	33	0.70
FLC - Maui Regions 4, 5 - Street Outreach (HPO)	Street Outreach	18	0.28
HOPE - Hawaii Regions 1, 8, 9, 10 - Street Outreach (HPO)	Street Outreach	6	6.00
HOPE - Hawaii Regions 2, 3, 4, 5, 6, 7 - Street Outreach (HPO)	Street Outreach	16	1.31
HOPE - PATH Street Outreach Program	Street Outreach	2	2.00
IHS - AMHD Street Outreach Program	Street Outreach	1	0.00
IHS - Oahu Region 1 - Street Outreach (HPO)	Street Outreach	3	0.00
IHS - Oahu Region 2 - Street Outreach (HPO)	Street Outreach	2	0.00
IHS - Oahu Region 4 - Street Outreach (HPO)	Street Outreach	5	24.20
KEO - Kauai All Regions - Street Outreach (HPO)	Street Outreach	15	12.20
KPHC - Oahu Region 1 - Street Outreach (HPO)	Street Outreach	3	5.00
KPHC - PATH Street Outreach Program	Street Outreach	8	0.38
KWO - Oahu Region 7 - Street Outreach (HPO)	Street Outreach	42	2.10
MHK - Oahu Activity Center Homeless Outreach Program	Street Outreach	6	0.00
MHK - PATH Street Outreach Program	Street Outreach	1	0.00
SARMY - Maui Homeless Outreach Program	Street Outreach	7	0.00
USVETS - BP Oahu Region 3 - Street Outreach (HPO)	Street Outreach	1	0.00
USVETS - BP Oahu Region 5 - Street Outreach (HPO)	Street Outreach	11	1.09
WCCHC - Homeless Outreach Program	Street Outreach	29	0.00
ASI - Ohana Ola O Kahumana	Transitional Housing (TH)	21	4.33
GHP - Community Residential Program TH	Transitional Housing (TH)	3	5.00
HCAP - Kumuhonua	Transitional Housing (TH)	2	0.00
HNO - Weinberg Village Waimanalo	Transitional Housing (TH)	5	0.00
HSI - Kulaokahua Apts (TH for the Elderly)	Transitional Housing (TH)	2	0.00
HSI - Na Kolea Rooming House	Transitional Housing (TH)	8	0.63
KHAKO - Central TH	Transitional Housing (TH)	14	1.14
KHAKO - Westside TH	Transitional Housing (TH)	7	1.29
KWO - Onemalu Transitional Housing	Transitional Housing (TH)	7	0.00
SARMY - Big Island RHY TLP	Transitional Housing (TH)	2	10.00
SARMY - Ka Ohu Hou O Manoa FTS	Transitional Housing (TH)	2	31.00
USVETS - BP GPD Bridge Housing	Transitional Housing (TH)	5	1.60
USVETS - BP GPD Clinical Treatment	Transitional Housing (TH)	8	3.00
USVETS - BP GPD Low Demand	Transitional Housing (TH)	6	1.17
WIN - Bridge To Success Halawa TH	Transitional Housing (TH)	1	5.00
WIN - Bridge To Success Kauai TH	Transitional Housing (TH)	1	33.00
WIN - Family House Aiea TH	Transitional Housing (TH)	1	28.00
Aggregates		1290	2.75