

From: Carlos Peraro, CPC
To: Harold Brackeen, State of Hawaii, Homeless Programs Administrator
Brandee Menino, BTG Chair; Heather Lusk, PIC Vice Chair
Date: January 17, 2018
Re: December 2018 HMIS Monitoring Reports

Attached for your review and dissemination to Continuum agencies is the December 2018 HMIS monitoring report. Below are brief highlights from the attached reports.

- 1) End of month, December 2018 Census summary by Continuum and Statewide (pp. 2-8)
 - The Statewide census for emergency and transitional programs increased in December 2018 (2,492) compared to November 2018 (2,483). For Oahu, this represents an increase in the emergency shelter and transitional census. For the neighbor islands, this represents a decrease in emergency shelter and transitional census.
 - The total “vacant beds” compared to the HIC bed capacity was 491 (ES and TH) and 408 (PSH). This is a slight decrease from last month when it was also noted that several large projects in both Continuums had low utilization. HIC openings can also vary depending on differences in household size.
 - 37 programs on Oahu and 24 programs on the Neighbor Islands had utilization rates of less than 85% or greater than 110%. These programs are marked in red.
 - Statewide active Outreach clients totaled 1,601 (1,087 on Oahu and 514 on the Neighbor Islands).

- 2) Consent report for December 2018 (pp. 9-20)
 - VI-SPDAT Assessments: Consent to share data rates for Neighbor Islands and Oahu programs were 93% and 89% respectively; (November’s rates: 96% and 91% respectively). (bottom page 9)
 - By Name List: Consent to share data rates as of the 1/05/19, BNL cut was 96% statewide – two percentage points lower than November 2018. December rates included: Oahu Families (93%) and Singles (99%). Neighbor Island family and singles rates ranged from 72% (Kauai Families) to 100% (Kauai and Maui Singles). (page 10).
 - For adult program intakes entered in December 2018 (n=699), the statewide consent to share was 96%, one percentage point lower than the November report, and a sustained improvement since August 2017 (55%).
 - Four programs (pp. 11-14) had consent rates below 80% (December Intakes) - highlighted in RED.

- 3) Length of Stay by Agency and Program for clients exiting during December 2018 (pp. 21-24)
 - The average LOS over all programs was 182 days (representing 963 exits), an increase compared to November (145 days). If the 23 permanent supportive housing programs exits are omitted, the average LOS was 153 days.
 - Overall, homeless prevention and outreach programs’ LOS were the shortest (89 and 85 days). As expected, PSH and TH program’s LOS were the longest (1,467 and 267 days).
 - By County, Kauai (159 days) and Oahu (175 days) averaged the shortest LOS, followed by Hawaii (186 days) and Maui (202 days). Of note is that the average includes PH projects, which heavily skew this statistic.
 - Emergency Shelter LOS was higher than previous months and ranged from 94 days on Oahu to 205 days on Kauai. November’s LOS ranged from 66 days (Hawaii) to 100 days (Oahu and Maui).

- 4) Timeliness (entries and exits) during December 2018 (pp. 25-30)
 - Intake Timeliness was 2.57 average days, a slight decrease compared to 2.69 average days in November. 27 programs (highlighted in RED) averaged more than 3 days to enter intakes.
 - Exit timeliness increased to 4.03 average days compared to 2.74 days in November.
 - 45 programs (highlighted in RED) averaged more than 3 days to enter exits.

HMIS Census Report - December 2018
Oahu and Neighbor Islands - HIC Facilities

Summary of Monthly HMIS Shelter Census Counts

November 2017 - December 2018

HI-501 Oahu Census Summary

	Emerg	Trans	Total HUD Homeless	HIC Openings	PH	HIC Openings	Veterans ES/TH
January 31, 2018	1179	1228	2407	295	1097	76	244
February 28, 2018	1098	1238	2336	318	1116	72	238
March 31, 2018	1095	1261	2356	262	1116	72	227
April 30, 2018	1130	1283	2413	265	1140	102	241
May 31, 2018	1141	1269	2410	261	1143	114	257
June 30, 2018	1133	1236	2369	385	1100	167	246
July 31, 2018	1109	1199	2308	322	1088	123	227
August 31, 2018	1165	1117	2282	369	1100	238	234
September 30, 2018	1143	995	2138	242	1107	236	233
October 31, 2018	1009	785	1794	435	1102	224	158
November 30, 2018	981	801	1782	439	1100	226	162
December 31, 2018	1000	820	1820	402	1117	209	169

HI-500 Balance of State Census Summary

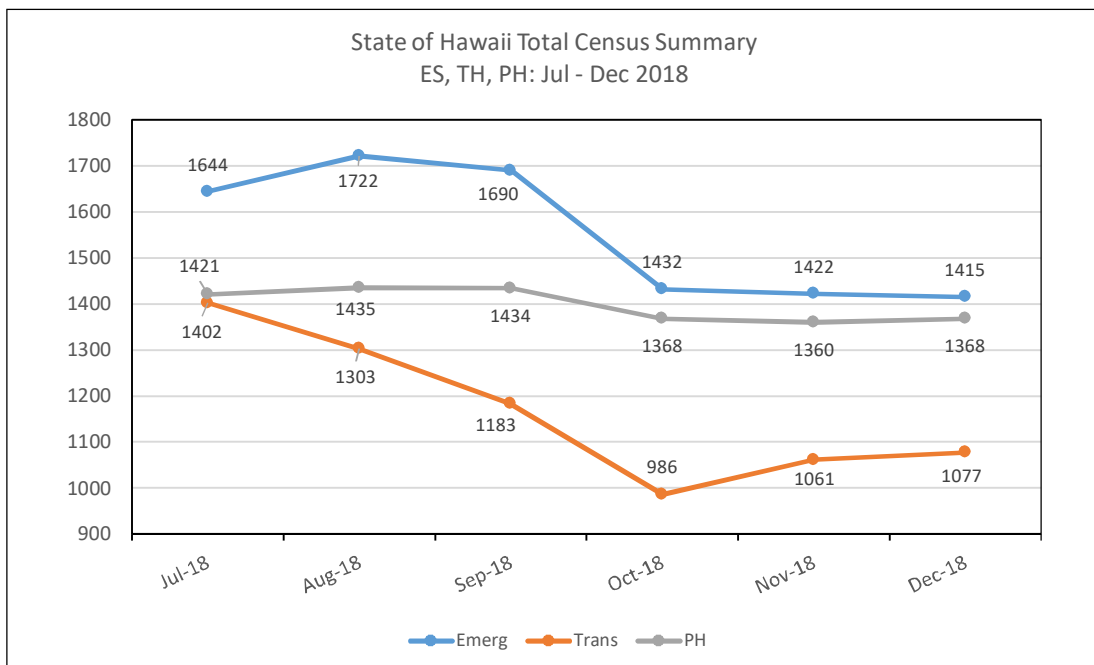
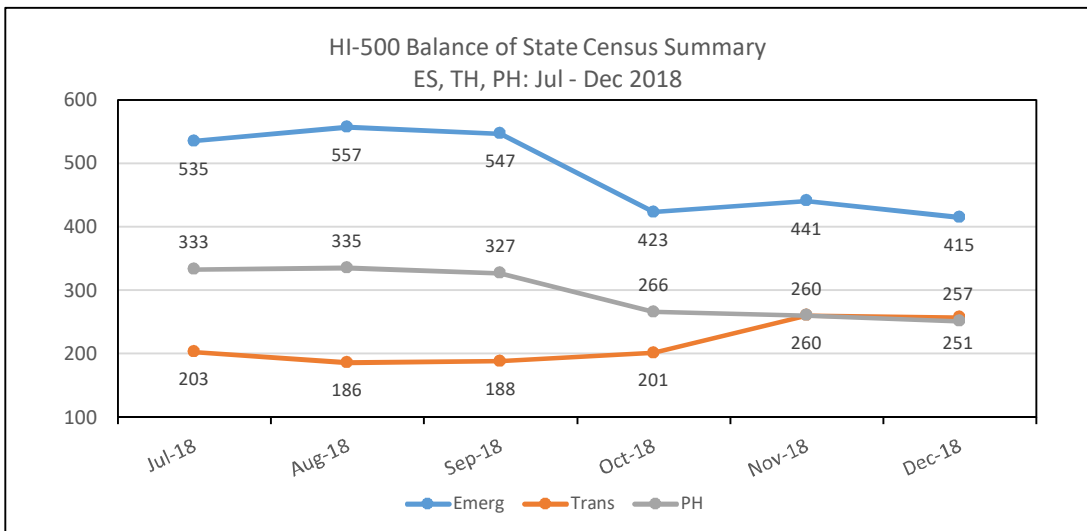
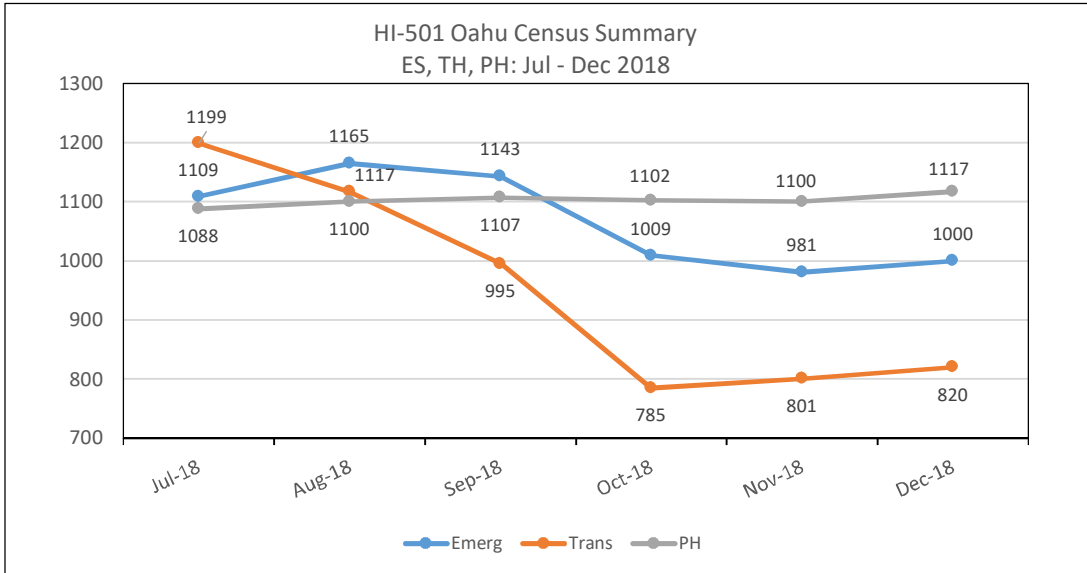
	Emerg	Trans	Total HUD Homeless	HIC Openings	PH	HIC Openings	Veterans ES/TH
January 31, 2018	488	210	698	399	335	125	32
February 28, 2018	494	206	700	398	338	124	36
March 31, 2018	525	194	719	215	322	145	39
April 30, 2018	548	213	761	195	316	135	34
May 31, 2018	566	212	778	179	331	130	38
June 30, 2018	572	199	771	77	331	119	32
July 31, 2018	535	203	738	99	333	117	30
August 31, 2018	557	186	743	105	335	113	26
September 30, 2018	547	188	735	101	327	121	28
October 31, 2018	423	201	624	131	266	180	26
November 30, 2018	441	260	701	75	260	188	24
December 31, 2018	415	257	672	89	251	199	21

State of Hawaii Total Census Summary

	Emerg	Trans	Total HUD Homeless	HIC Openings	PH	HIC Openings	Veterans ES/TH
January 31, 2018	1667	1438	3105	694	1432	201	276
February 28, 2018	1592	1444	3036	716	1454	196	274
March 31, 2018	1620	1455	3075	477	1438	217	266
April 30, 2018	1678	1496	3174	460	1456	237	275
May 31, 2018	1707	1481	3188	440	1474	244	295
June 30, 2018	1705	1435	3140	462	1431	286	278
July 31, 2018	1644	1402	3046	421	1421	240	257
August 31, 2018	1722	1303	3025	474	1435	351	260
September 30, 2018	1690	1183	2873	343	1434	357	261
October 31, 2018	1432	986	2418	566	1368	404	184
November 30, 2018	1422	1061	2483	514	1360	414	186
December 31, 2018	1415	1077	2492	491	1368	408	190

HMIS Census Report - December 2018
Oahu and Neighbor Islands - HIC Facilities

Summary of Monthly HMIS Shelter Census Counts



HMIS Census Report - December 2018
Oahu and Neighbor Islands - HIC Facilities

Proj. Type	Organization Name	Project Name	HIC Beds	Census on 12/31/18	% HIC Beds	Technical Openings	Veterans
ES	Child and Family Service	CFS - Honolulu Shelter	49	SP	NR	NR	SP
ES	Child and Family Service	CFS - Leeward Shelter	27	SP	NR	NR	SP
ES	Catholic Charities Hawaii	CCH - Kakaako Family Assessment Center	50	43	86%	7	2
ES	Family Promise of Hawaii	FPH - Honolulu Family Center	14	16	114%	0	0
ES	Family Promise of Hawaii	FPH - Windward Family Center	14	10	71%	4	1
ES	Hale Kipa Inc.	HKIPA - Boys BCP ES	8	1	13%	7	0
ES	Hale Kipa Inc.	HKIPA - Girls BCP ES	8	3	38%	5	0
ES	IHS Institute for Human Services	IHS - Behavioral Health ES	10	10	100%	0	1
ES	IHS Institute for Human Services	IHS - Hale Mauliola Program (Sand Island)	85	82	96%	3	2
ES	IHS Institute for Human Services	IHS - Kaaahi Families Shelter ES	100	89	89%	11	0
ES	IHS Institute for Human Services	IHS - Kaaahi Women ES	68	63	93%	5	2
ES	IHS Institute for Human Services	IHS - Sumner Men's Shelter	166	175	105%	0	32
ES	IHS Institute for Human Services	IHS - Tutu Bert's House (Med Respite ES)	16	15	94%	1	0
ES	Kealahou West Oahu	KWO - Hope for a New Beginning (Onelauena)	244	164	67%	80	5
ES	Parents and Children Together	PACT - Ohia Shelter	21	SP	NR	NR	SP
ES	Shelter of Wisdom	SOW - Great Joy 1	8	3	38%	5	0
ES	Shelter of Wisdom	SOW - Great Joy 2	9	9	100%	0	0
ES	Shelter of Wisdom	SOW - Great Joy 3	10	8	80%	2	0
ES	Shelter of Wisdom	SOW - Great Joy 4	6	6	100%	0	0
ES	Shelter of Wisdom	SOW - Hearts of Joy 2	13	12	92%	1	1
ES	Shelter of Wisdom	SOW - Streams of Joy 1	6	5	83%	1	1
ES	Shelter of Wisdom	SOW - Streams of Joy 2	10	13	130%	0	1
ES	U.S. Veterans Initiative	USVETS - BP Ewa HOPTEL	5	3	60%	2	3
ES	U.S. Veterans Initiative	USVETS - BP Pearl City HOPTEL	5	3	60%	2	3
ES	U.S. Veterans Initiative	USVETS - BP Pearl City Seniors HOPTEL	5	2	40%	3	2
ES	U.S. Veterans Initiative	USVETS - BP Respite Beds Barbers Point	10	6	60%	4	6
ES	U.S. Veterans Initiative	USVETS - WCC Emergency	191	150	79%	41	8
ES	U.S. Veterans Initiative	USVETS - WCC HOPTEL	5	3	60%	2	3
ES	Waikiki Health Center	WHC - Next Step Emergency Shelter	135	106	79%	29	5
ES	Windward Spouse Abuse Shelter	WSAS - Hale Ola	18	SP	NR	NR	NR
Subtotal Emergency Shelter			1201	1000	83%	215	78
TH	Alternative Structures Int't	ASI - Ohana Ola O Kahumana	222	218	98%	4	0
TH	Catholic Charities Hawaii	CCH - Ma'ili Land TH	54	37	69%	17	0
TH	Child and Family Service	CFS - Transitional Apartments (Honolulu and Leeward)	46	NR	NR	NR	NR
TH	Gregory House Programs	GHP - Community Residential Program	15	14	93%	1	1
TH	Gregory House Programs	GHP - HOPWA Gregory House (Competitive TH)	11	10	91%	1	1
TH	Honolulu Community Action Prog	HCAP - Kumuhonua	68	63	93%	5	4
TH	Hale Kipa Inc.	HKIPA - Aapa Women's Shelter	5	2	40%	3	0
TH	Hale Kipa Inc.	HKIPA - Maka'aloa Men's TLP	4	3	75%	1	0
TH	Ho'omau Ke Ola	HKO - Lahilahi	10	6	60%	4	0
TH	Holomua Na 'Ohana	HNO - Weinberg Village Waimanalo	125	102	82%	23	0
TH	Housing Solutions Inc.	HSI - Kulaokahua (TH for the elderly)	31	27	87%	4	4
TH	Housing Solutions Inc.	HSI - Na Kolea (TH for working singles)	64	63	98%	1	3
TH	Kealahou West Oahu	KWO - Onemalu Transitional Shelter	190	135	71%	55	2
TH	Parents and Children Together	PACT - Lehua	8	NR	NR	NR	NR
TH	The Salvation Army	SARMY - FSO Pathway of Hope	24	13	54%	11	0
TH	The Salvation Army ATS	SARMY - Ka Ohu Hou O Manoa	30	19	63%	11	1
TH	Steadfast Housing Dev Corp	SHDC - Hale Ulu Pono - Transitional Housing	10	5	50%	5	1
TH	U.S. Veterans Initiative	USVETS - BP GPD Bridge Housing	13	22	169%	0	22
TH	U.S. Veterans Initiative	USVETS - BP GPD Clinical Treatment	40	18	45%	22	18
TH	U.S. Veterans Initiative	USVETS - BP GPD Low Demand	35	34	97%	1	34
TH	Windward Spouse Abuse Shelter	WSAS - Imua	1	NR	NR	NR	NR
TH	Women in Need	WIN - Bridge To Success Halawa TH (formerly Waianae)	27	16	59%	11	0
TH	Women in Need	WIN - Family House - Aiea	20	13	65%	7	0
Subtotal Transitional Housing			1000	820	82%	187	91
PSH	Alternative Structures Int't	ASI - Leeward CoC PSH	46	54	117%	0	0
PSH	Catholic Charities Hawaii	CCH - City HF Increment III	130	46	35%	84	5
PSH	Gregory House Programs	GHP - HOPWA Formula - PSH TBRA	33	26	79%	7	6
PSH	Gregory House Programs	GHP - HOPWA SPNS - Competitive PSH TBRA	48	40	83%	8	5
PSH	IHS Institute for Human Services	IHS - City FY15 Housing First PSH	177	153	86%	24	4
PSH	IHS Institute for Human Services	IHS - New PSH 2013 (CoC Funded)	34	30	88%	4	1
PSH	IHS Institute for Human Services	IHS - SPC Home At Last 2010	89	86	97%	3	15
PSH	IHS Institute for Human Services	IHS - SPC Home Sweet Home II	18	16	89%	2	0
PSH	IHS Institute for Human Services	IHS - SPC No Place Like Home	15	17	113%	0	2
PSH	Kalihi-Palama Health Center	KPHC - New Beginnings S+C Program	181	167	92%	14	8
PSH	Mental Health Kokua	MHK - Safe Haven Permanent Supportive Housing	25	21	84%	4	2
PSH	Steadfast Housing Dev Corp	SHDC - Ekolu Group Homes Ahukini (Oahu)	5	4	80%	1	1
PSH	Steadfast Housing Dev Corp	SHDC - Ekolu Group Homes Kaukama (Oahu)	5	2	40%	3	0
PSH	Steadfast Housing Dev Corp	SHDC - Ekolu Group Homes Komo Mai (Oahu)	5	4	80%	1	0
PSH	Steadfast Housing Dev Corp	SHDC - Kalaeloa (Headway House) CoC Funded (Oahu)	40	30	75%	10	1
PSH	Steadfast Housing Dev Corp	SHDC - Oahu Shelter Plus Care Program	150	152	101%	0	6
PSH	U.S. Veterans Initiative	USVETS - BP HPO Housing First PSH	116	95	82%	21	22

**HMIS Census Report - December 2018
Oahu and Neighbor Islands - HIC Facilities**

Proj. Type	Organization Name	Project Name	HIC Beds	Census on 12/31/18	% HIC Beds	Technical Openings	Veterans
PSH	U.S. Veterans Initiative	USVETS - BP Leeward PSH	30	25	83%	5	2
PSH	U.S. Veterans Initiative	USVETS - BP Permanent Supportive Housing CoC	13	12	92%	1	12
PSH	U.S. Veterans Initiative	USVETS - BP PH2 CHAMPS VET FAMILIES	32	30	94%	2	17
PSH	U.S. Veterans Initiative	USVETS - WCC Housing First Increment II (City)	122	107	88%	15	9
	Subtotal Permanent Housing		1314	1117	85%	209	118
RRH	ALEA Bridge	ALEA - ESG Rapid Rehousing	NA	18	NA	NA	0
RRH	Alternative Structures Int't	ASI - ESG Rapid Re-Housing	NA	28	NA	NA	0
RRH	Alternative Structures Int't	ASI - HPO RRH Rapid ReHousing	NA	71	NA	NA	0
RRH	Catholic Charities Hawaii	CCH - ESG Rapid Re-housing	NA	4	NA	NA	0
RRH	Catholic Charities Hawaii	CCH - HPP Rapid Re-housing	NA	565	NA	NA	9
RRH	Catholic Charities Hawaii	CCH - SHEG Oahu Rapid Re-Housing	NA	11	NA	NA	0
RRH	Catholic Charities Hawaii	CCH - SSVF Priority 1 Rapid Rehousing	NA	19	NA	NA	15
RRH	Family Promise Hawaii	FPH - ESG Rapid Rehousing	NA	36	NA	NA	0
RRH	Gregory House Programs	GHP - ESG Rapid Re-Housing	NA	9	NA	NA	0
RRH	Honolulu Community Action Prog	HCAP - HPO RRH Rapid Re-Housing	NA	53	NA	NA	2
RRH	IHS Institute for Human Services	IHS - ESG Rapid Re-housing	NA	124	NA	NA	1
RRH	IHS Institute for Human Services	IHS - HOMES Clean & Sober	NA	24	NA	NA	1
RRH	IHS Institute for Human Services	IHS - HPO RRH Rapid Re-Housing	NA	23	NA	NA	1
RRH	IHS Institute for Human Services	IHS - HPP Rapid Re-housing	NA	78	NA	NA	1
RRH	IHS Institute for Human Services	IHS - New Youth Rapid Re-Housing 2016 (NYRRH 2016)	NA	29	NA	NA	2
RRH	Kalihi-Palama Health Center	KPHC - ESG Rapid Re-housing	NA	49	NA	NA	3
RRH	The Salvation Army	SARMY - FSO HPO RRH Rapid Re-Housing	NA	115	NA	NA	1
RRH	U.S. Veterans Initiative	USVETS - SSVF Oahu Rapid Re-housing	NA	2	NA	NA	1
RRH	U.S. Veterans Initiative	USVETS - SSVF Priority 1 Rapid Re-housing	NA	135	NA	NA	104
RRH	U.S. Veterans Initiative	USVETS - WCC ESG Rapid Re-Housing 2018	NA	55	NA	NA	2
RRH	U.S. Veterans Initiative	USVETS - WCC HPO RRH Rapid Re-Housing	NA	59	NA	NA	0
	Subtotal Rapid ReHousing			1507	NA	NA	143
	Total Emergency+Transitional		2,201	1,820	83%	402	169
	Total Permanent		1,314	1,117	85%	209	118
	TOTAL		3,515	2,937	84%	611	287

HMIS Census Report - December 2018
Oahu and Neighbor Islands - HIC Facilities

Project Type	Organization Name	Project Name	HIC Beds	Census on 12/31/18	%HIC Beds	Technical Openings	Veterans
ES	Child and Family Service	CFS - Hale Ohana	32	SP	NR	NR	NR
ES	Child and Family Service	CFS - West Hawaii Domestic Abuse Shelter	15	SP	NR	NR	NR
ES	Family Life Center	FLC - Ho'olanani	18	4	22%	14	0
ES	HOPE Services Hawaii	HOPE - East Hawaii Emergency Mens Program ES	16	11	69%	5	2
ES	HOPE Services Hawaii	HOPE - Kiheipua	44	51	116%	0	1
ES	HOPE Services Hawaii	HOPE - West Hawaii Emergency Housing Program	31	23	74%	8	0
ES	Kauai Economic Opportunity	KEO - Mana'olana Emergency	38	55	145%	0	4
ES	KHAKO, INC	KHAKO - Central ES	177	150	85%	27	1
ES	KHAKO, INC	KHAKO - Westside ES	119	112	94%	7	2
ES	USVETS	USVETS - BP Hilo HOPTEL Program	5	4	80%	1	4
ES	USVETS	USVETS - BP Kauai HOPTEL Program	5	5	100%	0	5
ES	Women Helping Women	WHW - Hale Lokomaikai	10	SP	NR	NR	NR
ES	YWCA of Kauai	YWCA - Family Violence Shelter	18	SP	NR	NR	NR
	Subtotal Emergency Shelters		453	415	92%	62	19
TH	Child and Family Service	CFS - Hale Kahua Pa'a	16	NR	NR	NR	NR
TH	Hawaii Affordable Properties, Inc.	HAP - Na Kahua Hale O Ulu Wini	55	69	125%	0	0
TH	Hawaii Island Home for Recovery, Inc.	HIHR - Transitional Housing	19	15	79%	4	0
TH	HOPE Services Hawaii	HOPE - Kuleana House	6	5	83%	1	0
TH	HOPE Services Hawaii	HOPE - Wilder House	8	7	88%	1	0
TH	Kauai Economic Opportunity	KEO - Kome Transitional Housing Program	7	7	100%	0	0
TH	Kauai Economic Opportunity	KEO - Komohana Group Home TH	6	4	67%	2	1
TH	Kauai Economic Opportunity	KEO - Lawehana Transitional Housing Program	9	8	89%	1	0
TH	Kauai Economic Opportunity	KEO - Mana'olana Transitional Housing	24	11	46%	13	0
TH	KHAKO, INC	KHAKO - Central TH	32	63	197%	0	1
TH	KHAKO, INC	KHAKO - Westside TH	51	47	92%	4	0
TH	Women In Need	WIN - Bridge To Success Kauai TH	22	21	95%	1	0
	Subtotal Transitional Housing		239	257	108%	27	2
PSH	Catholic Charities Hawaii	CCH - HPO NI Housing First (Kauai)	14	8	57%	6	0
PSH	Family Life Center	FLC - HPO NI Housing First	24	34	142%	0	2
PSH	Family Life Center	FLC - S+C 1	2	3	150%	0	0
PSH	Family Life Center	FLC - S+C 2	30	22	73%	8	2
PSH	Family Life Center	FLC - S+C 3	15	12	80%	3	1
PSH	Family Life Center	FLC - S+C 6 (Eha split)	33	20	61%	13	3
PSH	Hawaii Island Home for Recovery, Inc.	HIHR - PSH 1	16	16	100%	0	0
PSH	Hawaii Island Home for Recovery, Inc.	HIHR - PSH 2	5	1	20%	4	0
PSH	Hawaii Island Home for Recovery, Inc.	HIHR - PSH 3	3	5	167%	0	0
PSH	Hawaii Island Home for Recovery, Inc.	HIHR - PSH 4	5	4	80%	1	0
PSH	HOPE Services Hawaii	HOPE - HPO NI Housing First	125	66	53%	59	10
PSH	HOPE Services Hawaii	HOPE - Kukui Shelter Plus Care	111	21	19%	90	2
PSH	Kauai Economic Opportunity	KEO - Pa'a Hana PSH	4	3	75%	1	1
PSH	Maui AIDS Foundation	MAF - HOPWA PSH	29	NR	NR	NR	NR
PSH	Steadfast Housing Dev Corp	SHDC - Eha Shelter Plus Care	28	25	89%	3	2
PSH	Steadfast Housing Dev Corp	SHDC - Eono Shelter Plus Care	6	3	50%	3	0
PSH	Steadfast Housing Dev Corp	SHDC - Kaahela CoC Funded (Kauai)	5	3	60%	2	0
PSH	Steadfast Housing Dev Corp	SHDC - Kaulana CoC Funded (Maui)	5	2	40%	3	0
PSH	Steadfast Housing Dev Corp	SHDC - Kulalani CoC Funded (Maui)	6	3	50%	3	0
PSH	Subtotal Permanent Supportive Housing		460	251	55%	199	23
RRH	Catholic Charities Hawaii	CCH - HPO RRH Rapid Re-Housing (Kauai)	NA	38	NA	NA	0
RRH	Catholic Charities Hawaii	CCH - SHEG NI Rapid Rehousing	NA	12	NA	NA	0
RRH	Family Life Center	FLC - ESG Kauai Rapid Re-housing	NA	1	NA	NA	0
RRH	Family Life Center	FLC - ESG Maui Rapid Re-housing	NA	3	NA	NA	0
RRH	Family Life Center	FLC - HPO RRH Rapid Re-Housing	NA	39	NA	NA	1
RRH	Family Life Center	FLC - HPP Kauai Rapid Re-housing	NA	11	NA	NA	0
RRH	Family Life Center	FLC - HPP Maui Rapid Re-housing	NA	38	NA	NA	0
RRH	Family Life Center	FLC - Rental Assistance Program (RAP)	NA	3	NA	NA	0
RRH	HOPE Services Hawaii	HOPE - ESG Rapid Re-housing	NA	3	NA	NA	0
RRH	HOPE Services Hawaii	HOPE - HPO RRH Rapid Re-Housing	NA	32	NA	NA	1
RRH	HOPE Services Hawaii	HOPE - HPP Rapid Re-housing	NA	293	NA	NA	3
RRH	HOPE Services Hawaii	HOPE - New Start	NA	6	NA	NA	1
RRH	U.S. Veterans Initiative	USVETS - SSVF Priority 1 Rapid Re-housing	NA	23	NA	NA	19
	Subtotal Rapid ReHousing		NA	502	NA	NA	25
	Total Emergency+Transitional		692	672	97%	89	21
	Total Permanent		460	251	55%	199	23
	TOTAL		1,152	923	80%	288	44

Homeless Programs Office (HPO) Unit Utilization Analysis

Occupancy as of 12/31/2018

Program Name	Program Type	HMIS Households Served	Total Number of Living Units Per Facilities Description	Utilization Rate
HOPE - Kiheipua	ES	14	15	93%
KHAKO - Central ES	ES	68	70	97%
KHAKO - Westside ES	ES	48	48	100%
KWO - Onelau`ena Emergency Shelter	ES	57	71	80%
USVETS - WCC Emergency Shelter	ES	91	102	89%
WH - Next Step Emergency Shelter	ES	121	123	98%
ASI - Ohana Ola O Kahumana	TH	46	48	96%
CCH - Ma'ili Land Transitional Housing	TH	13	15	87%
GHP - Community Residential Program TH	TH	14	14	100%
HCAP - Kumuhonua	TH	63	58	109%
HIHR - Transitional Housing	TH	16	16	100%
HKIPA - Apaa Women's Shelter TLP	TH	1	4	25%
HKIPA - Maka`aloa Men's TLP	TH	3	4	75%
HNO - Weinberg Village Waimanalo	TH	26	30	87%
HSI - Kulaokahua Apts (TH for the Elderly)	TH	26	29	90%
HSI - Na Kolea Rooming House (TH for Working Singles)	TH	64	64	100%
KEO - Komohana Group Home TH	TH	3	5	60%
KEO - Mana'olana Transitional Housing	TH	5	8	63%
KWO - Onemalu Transitional Housing	TH	36	40	90%
SHDC - Hale Ulu Pono TH	TH	5	5	100%
USVETS - BP GPD Projects	TH	81	98	83%
WIN - Bridge To Success Halawa TH (formerly Waianae)	TH	15	5	300%
WIN - Bridge To Success Kauai TH	TH	20	9	222%
WIN - Family House Aiea TH	TH	12	8	150%
Totals		848	889	95%

HMIS Census Report - December 2018
Oahu and Neighbor Islands - HIC Facilities

Outreach Program Count

Active as of December 31, 2018

Programs	CoC	Active Count	# Veterans
FLC - Maui Regions 1, 2, 3, 6 - Street Outreach (HPO)	BOS	85	3
FLC - Maui Regions 4, 5 - Street Outreach (HPO)	BOS	46	3
HOPE - Hawaii Regions 1, 8, 9, 10 - Street Outreach (HPO)	BOS	26	3
HOPE - Hawaii Regions 2, 3, 4, 5, 6, 7 - Street Outreach (HPO)	BOS	56	1
HOPE - PATH Street Outreach Program	BOS	18	0
KEO - Kauai All Regions - Street Outreach (HPO)	BOS	277	5
SARMY - Maui Homeless Outreach Program	BOS	6	0
ALEA - Street Outreach Program	Oahu	40	1
HNP - Hale Na`au Pono AMHD Street Outreach Program	Oahu	1	0
IHS - Oahu Region 1 - Street Outreach (HPO)	Oahu	109	9
IHS - Oahu Region 2 - Street Outreach (HPO)	Oahu	176	7
IHS - Oahu Region 4 - Street Outreach (HPO)	Oahu	97	11
KPHC - Oahu Region 1 - Street Outreach (HPO)	Oahu	148	7
KPHC - Oahu Region 2 - Street Outreach (HPO)	Oahu	7	0
KPHC - Oahu Region 6 - Street Outreach (HPO)	Oahu	21	0
KPHC - PATH Street Outreach Program	Oahu	20	4
KWO - Oahu Region 7 - Street Outreach (HPO)	Oahu	101	0
MHK - Oahu Activity Center Homeless Outreach Program	Oahu	5	0
MHK - PATH Street Outreach Program	Oahu	3	0
NALO - Waimanalo Health Center Street Outreach	Oahu	58	1
USVETS - BP Oahu Region 3 - Street Outreach (HPO)	Oahu	33	2
USVETS - BP Oahu Region 5 - Street Outreach (HPO)	Oahu	85	7
WCCHC - Homeless Outreach Program	Oahu	183	6
TOTAL BY CONTINUUM	Oahu	1,087	55
TOTAL BY CONTINUUM	BOS	514	15
TOTAL STATEWIDE		1,601	70

Outreach Program Summary	Oahu	BOS	State
January 31, 2018	1,086	522	1,608
February 28, 2018	1,151	581	1,732
March 31, 2018	1,266	574	1,840
April 30, 2018	1,346	606	1,952
May 31, 2018	1,337	621	1,958
June 30, 2018	1,393	635	2,028
July 31, 2018	1,424	656	2,080
August 31, 2018	1,094	684	1,778
September 30, 2018	1,066	602	1,668
October 31, 2018	933	528	1,461
November 30, 2018	1,004	536	1,540
December 31, 2018	1,087	514	1,601

Consent to Share Data - VI SPDAT Assessments December 2018

HMIS ORGANIZATION - HI 500	No	Yes	Grand Total	% Consent
Catholic Charities Hawaii	1	0	1	0%
Family Life Center	0	7	7	100%
HOPE Services Hawaii, Inc.	0	22	22	100%
Ka Hale A Ke Ola, Inc	3	20	23	87%
Kauai Economic Opportunity	0	3	3	100%
Neighborhood Place of Kona/Friends of the Future	0	2	2	100%
Neighborhood Place of Puna	0	1	1	100%
	4	55	59	93%

Consent to Share Data - VI SPDAT Assessments December 2018

HMIS ORGANIZATION - HI 501	No	Yes	Grand Total	% Consent
ALEA Bridge	3	6	9	67%
Alternative Structures International	1	1	2	50%
Catholic Charities Hawaii	3	2	5	40%
Department of Veterans Affairs	0	10	10	100%
Family Promise of Hawaii	1	3	4	75%
Hale Kipa	3	3	6	50%
Hawaii Health & Harm Reduction Center	0	2	2	100%
Honolulu Community Action Program	0	1	1	100%
HOPE Inc.	0	1	1	100%
Institute for Human Services	4	76	80	95%
Kalihi Palama Health Center	1	3	4	75%
Kealahou West Oahu	1	21	22	95%
Mental Health Kokua	0	2	2	100%
North Shore Mental Health	0	4	4	100%
Queens's Medical Center	1	5	6	83%
Residential Youth Services & Empowerment	0	6	6	100%
USVETS	7	46	53	87%
Waianae Coast Comprehensive Health Center	0	3	3	100%
Waikiki Health	0	13	13	100%
Waimanalo Health Center	1	2	3	67%
Women In Need	0	4	4	100%
	26	214	240	89%

Summary	Mar-18	Apr-18	May-18	Jun-18	Jul-18	Aug-18	Sep-18	Oct-18	Nov-18	Dec-18
% Consent - HI 500	100%	95%	97%	96%	94%	97%	96%	93%	96%	93%
% Consent - HI 501	95%	88%	93%	93%	91%	90%	90%	92%	91%	89%
State Summary	96%	90%	94%	94%	91%	92%	93%	92%	92%	90%

State Summary - December 2018	No	Yes	Grand Total	% Consent
	30	269	299	90%

Consent to Share Data - Statewide BNL Reports as of 01/05/19

Statewide Consent Summary by CES Program

CES Program	No	Yes	TOTAL	% Shared
Oahu Family	96	1205	1301	93%
Oahu Singles	18	1333	1351	99%
Hawaii Family	1	31	32	97%
Hawaii Singles	1	114	115	99%
Kauai Family	7	18	25	72%
Kauai Singles	0	58	58	100%
Maui Family	5	49	54	91%
Maui Singles	0	117	117	100%
TOTAL	128	2925	3053	96%

Oahu	96%
Hawaii	99%
Kauai	92%
Maui	97%

Oahu Consent Summary by Priority Group

Family CES				
	No	Yes	TOTAL	% Shared
PSH P1	5	19	24	79%
PSH P2	10	25	35	71%
PSH P3	10	98	108	91%
PSH P4	16	256	272	94%
PSH P5	8	115	123	93%
RRH P1	11	187	198	94%
RRH P2	9	191	200	96%
RRH P3	21	219	240	91%
TH P3	0	50	50	100%
TH P4	1	19	20	95%
TH P5	0	18	18	100%
TH P6	5	8	13	62%
TOTAL	96	1205	1301	93%

Singles CES				
	No	Yes	TOTAL	% Shared
PSH P1	4	242	246	98%
PSH P2	1	185	186	99%
PSH P3	3	144	147	98%
PSH P4	1	190	191	99%
PSH P5	1	67	68	99%
RRH P1	4	154	158	97%
RRH P2	2	134	136	99%
RRH P3	1	137	138	99%
TH P3	0	48	48	100%
TH P4	1	16	17	94%
TH P5	0	16	16	100%
TH P6	0	0	0	N/A
TOTAL	18	1333	1351	99%

Hawaii Consent Summary by Priority Group

Family CES				
	No	Yes	TOTAL	% Shared
PSH	0	0	0	N/A
RRH	1	12	13	92%
TH	0	19	19	100%
TOTAL	1	31	32	97%

Singles CES				
	No	Yes	TOTAL	% Shared
PSH	0	15	15	100%
RRH	0	52	52	100%
TH	1	46	47	98%
TOTAL	1	114	115	99%

Kauai Consent Summary by Priority Group

Family CES				
	No	Yes	TOTAL	% Shared
PSH	0	1	1	100%
RRH	3	2	5	40%
TH	4	15	19	79%
TOTAL	7	18	25	72%

Singles CES				
	No	Yes	TOTAL	% Shared
PSH	0	1	1	100%
RRH	0	23	23	100%
TH	0	34	34	100%
TOTAL	0	58	58	100%

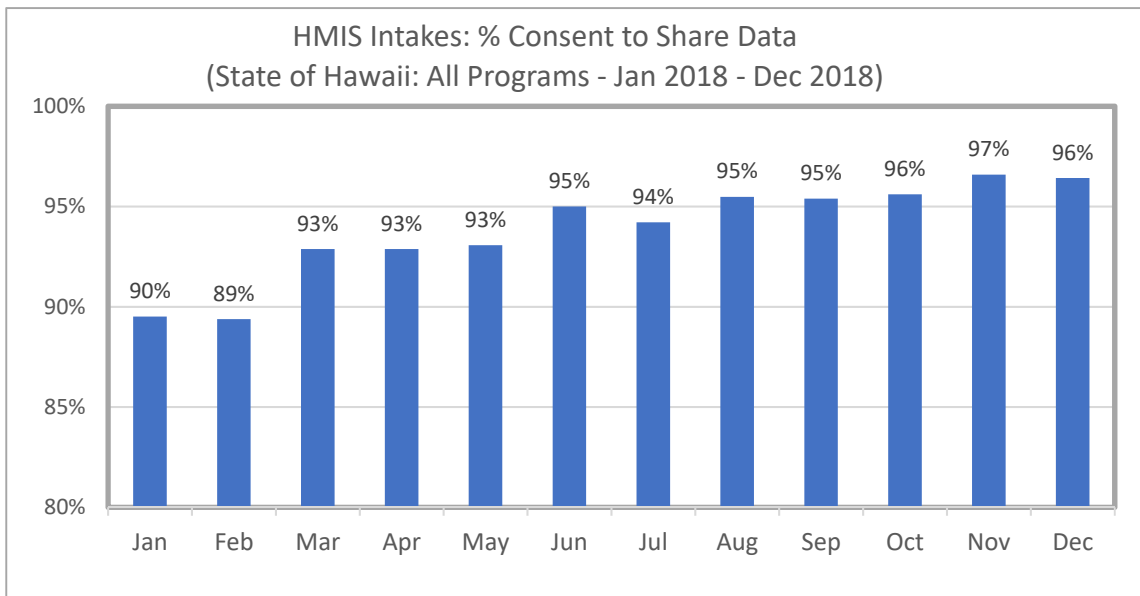
Maui Consent Summary by Priority Group

Family CES				
	No	Yes	TOTAL	% Shared
PSH	0	2	2	100%
RRH	1	15	16	94%
TH	4	32	36	89%
TOTAL	5	49	54	91%

Singles CES				
	No	Yes	TOTAL	% Shared
PSH	0	17	17	100%
RRH	0	40	40	100%
TH	0	60	60	100%
TOTAL	0	117	117	100%

**Consent to Share Data by Program Type
Adult Intakes During December 2018**

Program Types	No	Yes	Grand Total	% Consent
Emergency Shelter (ES)	9	244	253	96%
Homeless Outreach	12	156	168	93%
Homeless Prevention	1	78	79	99%
Permanent Supportive Housing (PSH)		18	18	100%
Rapid Re-Housing (RRH)	2	66	68	97%
Services Only program		32	32	100%
Transitional Housing (TH)	1	78	79	99%
(blank)		2	2	100%
Grand Total	25	674	699	96%



**Consent to Share Data by Organization and Program
Adult Intakes During December 2018**

Organization/Program	No	Yes	Grand Total	% Consent
ALEA Bridge		10	10	100%
ALEA - Street Outreach Program		7	7	100%
ALEA - ESG Rapid Rehousing		3	3	100%
Alternative Structures International	2	15	17	88%
ASI - ESG Rapid Re-Housing	1	1	2	50%
ASI - Ohana Ola O Kahumana	1	14	15	93%
Catholic Charities Hawaii		44	44	100%
CCH - HPP Homeless Prevention		4	4	100%
CCH - HPP Rapid Re-housing		2	2	100%
CCH - Kakaako Family Assessment Center		7	7	100%
CCH - SHEG NI Homelessness Prevention		13	13	100%
CCH - SHEG NI Rapid Rehousing		2	2	100%
CCH - SHEG Oahu Homelessness Prevention		7	7	100%
CCH - SSVF Priority 1 Rapid Rehousing		2	2	100%
CCH - City HF Increment III		3	3	100%

Consent to Share Data by Organization and Program

Adult Intakes During December 2018

Organization/Program	No	Yes	Grand Total	% Consent
CCH - SSVF Priority 1 Homeless Prevention		3	3	100%
CCH - ESG Rapid Re-housing		1	1	100%
Family Life Center		35	35	100%
FLC - ESG Maui Rapid Re-housing		1	1	100%
FLC - Ho'olanani		1	1	100%
FLC - HPO RRH Rapid Re-Housing		2	2	100%
FLC - HPP Maui Rapid Re-housing		1	1	100%
FLC - Maui Regions 1, 2, 3, 6 - Street Outreach (HPO)		8	8	100%
FLC - Maui Regions 4, 5 - Street Outreach (HPO)		11	11	100%
FLC - HPP Maui Homelessness Prevention		8	8	100%
FLC - ESG Kauai Rapid Re-housing		1	1	100%
FLC - HPP Kauai Rapid Re-housing		1	1	100%
FLC - HPP Kauai Homelessness Prevention		1	1	100%
Family Promise of Hawaii	1	16	17	94%
FPH - ESG Rapid Rehousing	1	5	6	83%
FPH - Windward Family Center		5	5	100%
FPH - Honolulu Family Center		6	6	100%
Gregory House Programs		7	7	100%
GHP - Community Residential Program TH		3	3	100%
GHP - HOPWA Gregory House (Competitive TH)		4	4	100%
Hawaii Affordable Properties, Inc.		5	5	100%
HAP - Na Kahua Hale O Ulu Wini		5	5	100%
Holomua Na Ohana		2	2	100%
HNO - Weinberg Village Waimanalo		2	2	100%
Honolulu Community Action Program		3	3	100%
HCAP - Kumuhonua		2	2	100%
HCAP - HPO RRH Rapid Re-Housing		1	1	100%
HOPE Services Hawaii, Inc.		41	41	100%
HOPE - East Hawaii Emergency Mens Program ES		5	5	100%
HOPE - Hawaii Regions 2, 3, 4, 5, 6, 7 - Street Outreach (HPO)		14	14	100%
HOPE - Kiheipua		2	2	100%
HOPE - West Hawaii Emergency Housing Program		8	8	100%
HOPE - PATH Street Outreach Program		1	1	100%
HOPE - Hawaii Regions 1, 8, 9, 10 - Street Outreach (HPO)		1	1	100%
HOPE - HPO RRH Homeless Prevention		8	8	100%
HOPE - HPO RRH Rapid Re-Housing		1	1	100%
HOPE - Wilder House		1	1	100%
Housing Solutions, Inc.		5	5	100%
HSI - Kulaokahua Apts (TH for the Elderly)		1	1	100%
HSI - Na Kolea Rooming House		4	4	100%
Institute for Human Services	7	196	203	97%
IHS - Behavioral Health ES		4	4	100%
IHS - ESG Rapid Re-housing		5	5	100%
IHS - Hale Mauliola Program (Sand Island ES)	2	24	26	92%
IHS - HPO RRH Rapid Re-Housing		4	4	100%
IHS - Kaa`ahi Families ES	2	6	8	75%

Consent to Share Data by Organization and Program
Adult Intakes During December 2018

Organization/Program	No	Yes	Grand Total	% Consent
IHS - Kaa`ahi Women's ES	2	19	21	90%
IHS - Oahu Region 1 - Street Outreach (HPO)	1	22	23	96%
IHS - Oahu Region 2 - Street Outreach (HPO)		23	23	100%
IHS - Oahu Region 4 - Street Outreach (HPO)		11	11	100%
IHS - Sumner Men's ES		40	40	100%
IHS - TBH Medical Respite (ES)		9	9	100%
IHS - New Youth Rapid Re-Housing 2016 (NYRRH 2016)		1	1	100%
IHS - HPP Rapid Re-housing		3	3	100%
IHS - HPO RRH Homeless Prevention		7	7	100%
IHS - HPP Homelessness Prevention		14	14	100%
IHS - SPC Home At Last 2010		4	4	100%
Ka Hale A Ke Ola, Inc	1	52	53	98%
KHAKO - Westside ES	1	20	21	95%
KHAKO - Westside TH		6	6	100%
KHAKO - Central ES		19	19	100%
KHAKO - Central TH		7	7	100%
Kalihi Palama Health Center		8	8	100%
KPHC - Oahu Region 1 - Street Outreach (HPO)		4	4	100%
KPHC - Oahu Region 6 - Street Outreach (HPO)		4	4	100%
Kauai Economic Opportunity	1	24	25	96%
KEO - Kauai All Regions - Street Outreach (HPO)		8	8	100%
KEO - Mana'olana Emergency	1	12	13	92%
KEO - Mana'olana Transitional Housing		4	4	100%
Kealahou West Oahu		24	24	100%
KWO - Onelau`ena Emergency Shelter		16	16	100%
KWO - Oahu Region 7 - Street Outreach (HPO)		7	7	100%
KWO - Onemalu Transitional Housing		1	1	100%
Legal Aid Society of Hawaii		32	32	100%
LASH - HPO Legal Services Program		32	32	100%
Residential Youth Services & Empowerment		2	2	100%
RYSE		2	2	100%
Salvation Army FSO		5	5	100%
SARMY - FSO HPO RRH Rapid Re-Housing		3	3	100%
SARMY - FSO HPO RRH Homeless Prevention		2	2	100%
Salvation Army FTS		3	3	100%
SARMY - Ka Ohu Hou O Manoa FTS		3	3	100%
Shelter of Wisdom	1	2	3	67%
SOW - Great Joy 1		1	1	100%
SOW - Hearts of Joy 2	1		1	0%
SOW - Great Joy 3		1	1	100%
Steadfast Housing Development Corporation		12	12	100%
SHDC - Oahu Shelter Plus Care Program		7	7	100%
SHDC - Kalaeloa (Headway House) CoC Funded (Oahu)		1	1	100%
SHDC - Ekolu Group Homes Komo Mai (Oahu)		2	2	100%
SHDC - Hale Ulu Pono TH		1	1	100%
SHDC - Ekolu Group Homes Ahukini (Oahu)		1	1	100%

**Consent to Share Data by Organization and Program
Adult Intakes During December 2018**

Organization/Program	No	Yes	Grand Total	% Consent
USVETS	1	90	91	99%
USVETS - BP Ewa HOPTel		2	2	100%
USVETS - BP GPD Bridge Housing		6	6	100%
USVETS - BP GPD Clinical Treatment		2	2	100%
USVETS - BP GPD Low Demand		6	6	100%
USVETS - BP Oahu Region 3 - Street Outreach (HPO)		7	7	100%
USVETS - BP Pearl City HOPTel		2	2	100%
USVETS - SSVF Priority 1 Homeless Prevention		2	2	100%
USVETS - SSVF Priority 1 Rapid Re-housing		16	16	100%
USVETS - WCC Emergency Shelter		15	15	100%
USVETS - WCC HPO RRH Homeless Prevention	1	9	10	90%
USVETS - WCC ESG Rapid Re-Housing 2018		3	3	100%
USVETS - BP Oahu Region 5 - Street Outreach (HPO)		7	7	100%
USVETS - BP Kauai HOPTel Program		2	2	100%
USVETS - BP Hilo HOPTel Program		1	1	100%
USVETS - WCC HPO RRH Rapid Re-Housing		7	7	100%
USVETS - BP Respite Beds Barbers Point		1	1	100%
USVETS - BP Pearl City Seniors HOPTel		2	2	100%
Waianae Coast Comprehensive Health Center	11	19	30	63%
WCCHC - Homeless Outreach Program	11	19	30	63%
Waikiki Health		14	14	100%
WH - Next Step Emergency Shelter		14	14	100%
Waimanalo Health Center		2	2	100%
NALO - Waimanalo Health Center Street Outreach		2	2	100%
Women In Need		6	6	100%
WIN - Family House Aiea TH		1	1	100%
WIN - Bridge To Success Halawa TH		5	5	100%
Grand Total	25	674	699	96%

Consent to Share Data by Program Type

Active Adults During December 2018

Program Types	No	Yes	Grand Total	% Consent
Emergency Shelter (ES)	43	1,189	1,232	97%
Homeless Outreach	157	1,366	1,523	90%
Homeless Prevention	51	824	875	94%
Permanent Supportive Housing (PSH)	431	805	1,236	65%
Rapid Re-Housing (RRH)	74	1,125	1,199	94%
Services Only program	8	256	264	97%
Transitional Housing (TH)	37	688	725	95%
(blank)		2	2	100%
Grand Total	801	6,255	7,056	89%

Consent to Share Data by Organization and Program

Active Adults During December 2018

Organization/Program	No	Yes	Grand Total	% Consent
ALEA Bridge	1	47	48	98%
ALEA - Street Outreach Program		34	34	100%
ALEA - ESG Rapid Rehousing	1	13	14	93%
Alternative Structures International	23	195	218	89%
ASI - HPO RRH Homeless Prevention	1	26	27	96%
ASI - Leeward CoC PSH		30	30	100%
ASI - Ohana Ola O Kahumana	18	73	91	80%
ASI - ESG Rapid Re-Housing	1	10	11	91%
ASI - HPO RRH Rapid ReHousing	3	56	59	95%
CARE Hawaii	1		1	0%
CARE - Care Hawaii AMHD Street Outreach Program	1		1	0%
Catholic Charities Hawaii	56	579	635	91%
CCH - HPO NI Housing First (Kauai)		6	6	100%
CCH - HPO RRH Homeless Prevention (Kauai)		4	4	100%
CCH - HPO RRH Rapid Re-Housing (Kauai)	1	19	20	95%
CCH - HPP Homeless Prevention	14	175	189	93%
CCH - HPP Rapid Re-housing	36	207	243	85%
CCH - Kakaako Family Assessment Center	3	22	25	88%
CCH - Ma'ili Land Transitional Housing		19	19	100%
CCH - SHEG NI Homelessness Prevention		36	36	100%
CCH - SHEG NI Rapid Rehousing		14	14	100%
CCH - SHEG Oahu Homelessness Prevention		20	20	100%
CCH - SHEG Oahu Rapid Re-Housing		7	7	100%
CCH - SSVF Priority 1 Homeless Prevention		4	4	100%
CCH - SSVF Priority 1 Rapid Rehousing	1	15	16	94%
CCH - City HF Increment III	1	30	31	97%
CCH - ESG Rapid Re-housing		1	1	100%
Family Life Center		371	371	100%
FLC - ESG Kauai Rapid Re-housing		5	5	100%
FLC - ESG Maui Rapid Re-housing		5	5	100%
FLC - Ho'olanani		5	5	100%
FLC - HPO NI Housing First		33	33	100%

Consent to Share Data by Organization and Program

Active Adults During December 2018

Organization/Program	No	Yes	Grand Total	% Consent
FLC - HPO RRH Rapid Re-Housing		28	28	100%
FLC - HPP Kauai Homelessness Prevention		11	11	100%
FLC - HPP Kauai Rapid Re-housing		7	7	100%
FLC - HPP Maui Homelessness Prevention		70	70	100%
FLC - HPP Maui Rapid Re-housing		23	23	100%
FLC - Maui Regions 1, 2, 3, 6 - Street Outreach (HPO)		84	84	100%
FLC - Maui Regions 4, 5 - Street Outreach (HPO)		49	49	100%
FLC - Rental Assistance Program (RAP)		3	3	100%
FLC - S+C 1		3	3	100%
FLC - S+C 2		17	17	100%
FLC - S+C 3		8	8	100%
FLC - S+C 6 (Eha split)		15	15	100%
FLC - HPO RRH Homeless Prevention		5	5	100%
Family Promise of Hawaii	2	34	36	94%
FPH - Honolulu Family Center		11	11	100%
FPH - Windward Family Center		5	5	100%
FPH - ESG Rapid Rehousing	2	18	20	90%
Gregory House Programs	47	64	111	58%
GHP - Community Residential Program TH	4	13	17	76%
GHP - ESG Homeless Prevention		12	12	100%
GHP - ESG Rapid Re-Housing		8	8	100%
GHP - HOPWA Formula - PSH TBRA	18	8	26	31%
GHP - HOPWA Gregory House (Competitive TH)		13	13	100%
GHP - HOPWA SPNS - Competitive PSH TBRA	25	10	35	29%
Hale Kipa		4	4	100%
HKIPA - Apana Women's Shelter TLP		1	1	100%
HKIPA - Maka`aloa Men's TLP		3	3	100%
Hale Na`au Pono (Wai`anae Coast Community MHC)		1	1	100%
HNP - Hale Na`au Pono AMHD Street Outreach Program		1	1	100%
Hawaii Affordable Properties, Inc.		31	31	100%
HAP - Na Kahua Hale O Ulu Wini		31	31	100%
Hawaii Island Home for Recovery	3	39	42	93%
HIHR - PSH 1	3	13	16	81%
HIHR - PSH 2		2	2	100%
HIHR - PSH 3		5	5	100%
HIHR - PSH 4		4	4	100%
HIHR - Transitional Housing		15	15	100%
Holomua Na Ohana	1	40	41	98%
HNO - Weinberg Village Waimanalo	1	40	41	98%
Honolulu Community Action Program	11	164	175	94%
HCAP - HPO RRH Homeless Prevention	10	51	61	84%
HCAP - HPO RRH Rapid Re-Housing		48	48	100%
HCAP - Kumuhonua	1	65	66	98%
Ho'omau Ke Ola		6	6	100%
HKO - Lahilahi		6	6	100%

Consent to Share Data by Organization and Program

Active Adults During December 2018

Organization/Program	No	Yes	Grand Total	% Consent
HOPE Services Hawaii, Inc.	6	458	464	99%
HOPE - East Hawaii Emergency Mens Program ES		16	16	100%
HOPE - ESG Homelessness Prevention		8	8	100%
HOPE - ESG Rapid Re-housing		3	3	100%
HOPE - Hawaii Regions 1, 8, 9, 10 - Street Outreach (HPO)		27	27	100%
HOPE - Hawaii Regions 2, 3, 4, 5, 6, 7 - Street Outreach (HPO)	1	63	64	98%
HOPE - HPO NI Housing First		55	55	100%
HOPE - HPO RRH Homeless Prevention		18	18	100%
HOPE - HPO RRH Rapid Re-Housing	3	24	27	89%
HOPE - HPP Homelessness Prevention		24	24	100%
HOPE - HPP Rapid Re-housing	2	120	122	98%
HOPE - Kiheipua		21	21	100%
HOPE - Kukui S+C Program		19	19	100%
HOPE - Kuleana House		4	4	100%
HOPE - New Start		4	4	100%
HOPE - PATH Street Outreach Program		18	18	100%
HOPE - West Hawaii Emergency Housing Program		31	31	100%
HOPE - Wilder House		3	3	100%
Housing Solutions, Inc.		93	93	100%
HSI - Kulaokahua Apts (TH for the Elderly)		28	28	100%
HSI - Na Kolea Rooming House		65	65	100%
Institute for Human Services	182	1326	1508	88%
IHS - Behavioral Health ES		12	12	100%
IHS - City FY15 Housing First PSH	20	105	125	84%
IHS - ESG Homelessness Prevention	14	62	76	82%
IHS - ESG Rapid Re-housing	9	72	81	89%
IHS - Hale Mauiola Program (Sand Island ES)	3	111	114	97%
IHS - HOMES Clean & Sober	2	22	24	92%
IHS - HPO RRH Homeless Prevention		13	13	100%
IHS - HPO RRH Rapid Re-Housing		17	17	100%
IHS - HPP Homelessness Prevention	4	103	107	96%
IHS - HPP Rapid Re-housing		35	35	100%
IHS - Kaa`ahi Families ES	7	35	42	83%
IHS - Kaa`ahi Women's ES	2	72	74	97%
IHS - New PSH 2013 (CoC Funded)	12	18	30	60%
IHS - New Youth Rapid Re-Housing 2016 (NYRRH 2016)	1	27	28	96%
IHS - Oahu Region 1 - Street Outreach (HPO)	7	104	111	94%
IHS - Oahu Region 2 - Street Outreach (HPO)	9	173	182	95%
IHS - Oahu Region 4 - Street Outreach (HPO)	10	88	98	90%
IHS - SPC Home At Last 2010	64	24	88	27%
IHS - SPC Home Sweet Home II	3	12	15	80%
IHS - SPC No Place Like Home	7	11	18	61%
IHS - Sumner Men's ES	8	187	195	96%
IHS - TBH Medical Respite (ES)		23	23	100%

Consent to Share Data by Organization and Program

Active Adults During December 2018

Organization/Program	No	Yes	Grand Total	% Consent
Ka Hale A Ke Ola, Inc	3	253	256	99%
KHAKO - Westside ES	2	71	73	97%
KHAKO - Westside TH		36	36	100%
KHAKO - Central ES	1	107	108	99%
KHAKO - Central TH		39	39	100%
Kalihi Palama Health Center	147	284	431	66%
KPHC - ESG Homelessness Prevention	1	51	52	98%
KPHC - ESG Rapid Re-housing	3	28	31	90%
KPHC - New Beginnings S+C Program	112	45	157	29%
KPHC - Oahu Region 1 - Street Outreach (HPO)	27	110	137	80%
KPHC - Oahu Region 2 - Street Outreach (HPO)	4	3	7	43%
KPHC - Oahu Region 6 - Street Outreach (HPO)		18	18	100%
KPHC - PATH Street Outreach Program		28	28	100%
KPHC - PATH Services Only Program		1	1	100%
Kauai Economic Opportunity	6	295	301	98%
KEO - Kauai All Regions - Street Outreach (HPO)	2	220	222	99%
KEO - Kome Transitional Housing Program		2	2	100%
KEO - Komohana Group Home TH		4	4	100%
KEO - Mana'olana Emergency	2	53	55	96%
KEO - Mana'olana Transitional Housing		11	11	100%
KEO - Pa`a Hana PSH	2	1	3	33%
KEO - Lawehana Transitional Housing Program		4	4	100%
Kealahou West Oahu	16	199	215	93%
KWO - Oahu Region 7 - Street Outreach (HPO)	5	48	53	91%
KWO - Onelau`ena Emergency Shelter	5	91	96	95%
KWO - Onemalu Transitional Housing	6	60	66	91%
Legal Aid Society of Hawaii	8	256	264	97%
LASH - HPO Legal Services Program	8	255	263	97%
LASH - SSVF Legal Services Program		1	1	100%
Maui AIDS Foundation	20		20	0%
MAF - HOPWA Formula - PSH TBRA	18		18	0%
MAF - HOPWA Formula STRMU	2		2	0%
Maui Youth Family Services	2		2	0%
MYFS - BCP Homeless Prevention Program	2		2	0%
Mental Health Kooka	8	30	38	79%
MHK - Oahu Activity Center Homeless Outreach Program	1	8	9	89%
MHK - PATH Street Outreach Program	4	4	8	50%
MHK - Safe Haven Permanent Supportive Housing	3	18	21	86%
Residential Youth Services & Empowerment		2	2	100%
RYSE		2	2	100%

Consent to Share Data by Organization and Program

Active Adults During December 2018

Organization/Program	No	Yes	Grand Total	% Consent
Salvation Army FSO	3	155	158	98%
SARMY - FSO HPO RRH Homeless Prevention		77	77	100%
SARMY - FSO HPO RRH Rapid Re-Housing	3	71	74	96%
SARMY - FSO Pathway of Hope Transitional Housing		7	7	100%
Salvation Army FTS	4	8	12	67%
SARMY - Ka Ohu Hou O Manoa FTS	4	8	12	67%
Salvation Army Maui	4	2	6	33%
SARMY - Maui Homeless Outreach Program	4	2	6	33%
Shelter of Wisdom	6	51	57	89%
SOW - Great Joy 1		3	3	100%
SOW - Great Joy 2	1	8	9	89%
SOW - Great Joy 3		8	8	100%
SOW - Great Joy 4	1	5	6	83%
SOW - Streams of Joy 1	1	4	5	80%
SOW - Streams of Joy 2	1	13	14	93%
SOW - Hearts of Joy 2	2	10	12	83%
Steadfast Housing Development Corporation	105	133	238	56%
SHDC - Eha S+C	11	14	25	56%
SHDC - Eono S+C		3	3	100%
SHDC - Hale Ulu Pono TH		5	5	100%
SHDC - Kaahale CoC Funded (Kauai)	1	2	3	67%
SHDC - Kalaeloa (Headway House) CoC Funded (Oahu)	13	18	31	58%
SHDC - Kaulana CoC Funded (Maui)	1	1	2	50%
SHDC - Kulalani CoC Funded (Maui)	2	3	5	60%
SHDC - Oahu Shelter Plus Care Program	77	76	153	50%
SHDC - Ekolu Group Homes Ahukini (Oahu)		5	5	100%
SHDC - Ekolu Group Homes Kaukama (Oahu)		2	2	100%
SHDC - Ekolu Group Homes Komo Mai (Oahu)		4	4	100%
USVETS	52	804	856	94%
USVETS - BP Ewa HOPTTEL		3	3	100%
USVETS - BP GPD Bridge Housing	1	27	28	96%
USVETS - BP GPD Clinical Treatment		24	24	100%
USVETS - BP GPD Low Demand		36	36	100%
USVETS - BP Hilo HOPTTEL Program		5	5	100%
USVETS - BP HPO Housing First PSH	14	64	78	82%
USVETS - BP Kauai HOPTTEL Program		5	5	100%
USVETS - BP Leeward PSH		18	18	100%
USVETS - BP Oahu Region 3 - Street Outreach (HPO)		24	24	100%
USVETS - BP Oahu Region 5 - Street Outreach (HPO)		97	97	100%
USVETS - BP Pearl City HOPTTEL		4	4	100%
USVETS - BP Pearl City Seniors HOPTTEL		3	3	100%
USVETS - BP Permanent Supportive Housing CoC	5	7	12	58%

Consent to Share Data by Organization and Program

Active Adults During December 2018

Organization/Program	No	Yes	Grand Total	% Consent
USVETS - BP PH2 CHAMPS VET FAMILIES	8	12	20	60%
USVETS - BP Respite Beds Barbers Point		7	7	100%
USVETS - SSVF Priority 1 Homeless Prevention	2	45	47	96%
USVETS - SSVF Priority 1 Rapid Re-housing	3	150	153	98%
USVETS - WCC Emergency Shelter	4	111	115	97%
USVETS - WCC ESG Rapid Re-Housing 2017		5	5	100%
USVETS - WCC HOPTEL		4	4	100%
USVETS - WCC Housing First Increment II (City)	11	84	95	88%
USVETS - WCC HPO RRH Homeless Prevention	1	9	10	90%
USVETS - WCC HPO RRH Rapid Re-Housing	1	34	35	97%
USVETS - WCC ESG Rapid Re-Housing 2018	1	25	26	96%
USVETS - SSVF Oahu Rapid Re-housing	1	1	2	50%
Waianae Coast Comprehensive Health Center	81	123	204	60%
WCCHC - Homeless Outreach Program	81	123	204	60%
Waikiki Health		123	123	100%
WH - Next Step Emergency Shelter		123	123	100%
Waimanalo Health Center	1	39	40	98%
NALO - Waimanalo Health Center Street Outreach	1	39	40	98%
Women In Need	2	46	48	96%
WIN - Bridge To Success Kauai TH	1	17	18	94%
WIN - Family House Aiea TH	1	12	13	92%
WIN - Bridge To Success Halawa TH		17	17	100%
Grand Total	801	6255	7056	89%

**Length of Stay by Program Type - Statewide
Exits During December 2018**

Program Type	# Exits in December	Average Days to Exit
Emergency Shelter (ES)	319	111
Homeless Outreach	138	85
Homeless Prevention	150	89
Permanent Supportive Housing (PSH)	23	1467
Rapid Re-Housing (RRH)	242	220
Services Only program	63	195
Transitional Housing (TH)	121	267
Grand Total	1056	182

**Length of Stay by County and Program Type
Exits During December 2018**

County/Program Type	# Exits in December	Average Days to Exit
Hawaii	102	186
Emergency Shelter (ES)	28	110
Homeless Outreach	23	72
Homeless Prevention	7	53
Permanent Supportive Housing (PSH)	5	509
Rapid Re-Housing (RRH)	25	163
Transitional Housing (TH)	14	519
Kauai	40	159
Emergency Shelter (ES)	11	205
Homeless Outreach	8	142
Rapid Re-Housing (RRH)	18	115
Transitional Housing (TH)	3	299
Maui	250	202
Emergency Shelter (ES)	74	142
Homeless Outreach	25	98
Homeless Prevention	71	98
Permanent Supportive Housing (PSH)	10	2155
Rapid Re-Housing (RRH)	55	138
Transitional Housing (TH)	15	103
Oahu	664	175
Emergency Shelter (ES)	206	94
Homeless Outreach	82	80
Homeless Prevention	72	84
Permanent Supportive Housing (PSH)	8	1205
Rapid Re-Housing (RRH)	144	274
Services Only program	63	195
Transitional Housing (TH)	89	255
Grand Total	1056	182

**Length of Stay by Organization and Program
Exits During December 2018**

Organization/Program	# Exits in December	Average Days to Exit
Alternative Structures International	85	315
ASI - Ohana Ola O Kahumana	19	294
ASI - HPO RRH Rapid ReHousing	66	320
Catholic Charities Hawaii	109	179
CCH - HPP Rapid Re-housing	36	353
CCH - Kakaako Family Assessment Center	6	76
CCH - SHEG NI Homelessness Prevention	5	74
CCH - SHEG Oahu Homelessness Prevention	9	47
CCH - HPP Homeless Prevention	37	106
CCH - SHEG NI Rapid Rehousing	4	96
CCH - SHEG Oahu Rapid Re-Housing	5	22
CCH - Ma'ili Land Transitional Housing	7	168
Family Life Center	177	155
FLC - Ho'olanani	4	88
FLC - HPP Maui Homelessness Prevention	67	93
FLC - Maui Regions 1, 2, 3, 6 - Street Outreach (HPO)	14	102
FLC - Maui Regions 4, 5 - Street Outreach (HPO)	7	81
FLC - HPO RRH Rapid Re-Housing	14	165
FLC - ESG Kauai Rapid Re-housing	9	130
FLC - S+C 6 (Eha split)	4	1316
FLC - HPP Maui Rapid Re-housing	34	124
FLC - ESG Maui Rapid Re-housing	5	87
FLC - HPP Kauai Rapid Re-housing	9	100
FLC - Rental Assistance Program (RAP)	2	311
FLC - HPO RRH Homeless Prevention	4	182
FLC - S+C 2	1	2741
FLC - HPO NI Housing First	3	167
Family Promise of Hawaii	14	61
FPH - Windward Family Center	5	25
FPH - Honolulu Family Center	9	81
Gregory House Programs	7	216
GHP - Community Residential Program TH	3	62
GHP - HOPWA Gregory House (Competitive TH)	4	332
Hawaii Affordable Properties, Inc.	9	730
HAP - Na Kahua Hale O Ulu Wini	9	730
Hawaii Island Home for Recovery	1	1137
HIHR - PSH 2	1	1137
Holomua Na Ohana	10	591
HNO - Weinberg Village Waimanalo	10	591
Honolulu Community Action Program	8	407
HCAP - Kumuhonua	6	429
HCAP - HPO RRH Rapid Re-Housing	2	340
HOPE Services Hawaii, Inc.	82	128
HOPE - East Hawaii Emergency Mens Program ES	5	63
HOPE - Hawaii Regions 1, 8, 9, 10 - Street Outreach (HPO)	6	79
HOPE - Hawaii Regions 2, 3, 4, 5, 6, 7 - Street Outreach (HPO)	17	69

**Length of Stay by Organization and Program
Exits During December 2018**

Organization/Program	# Exits in December	Average Days to Exit
HOPE - HPO NI Housing First	3	357
HOPE - HPP Rapid Re-housing	17	177
HOPE - Kiheipua	14	100
HOPE - West Hawaii Emergency Housing Program	8	165
HOPE - HPO RRH Homeless Prevention	2	0
HOPE - Kukui S+C Program	1	335
HOPE - HPO RRH Rapid Re-Housing	4	171
HOPE - Kuleana House	5	140
Housing Solutions, Inc.	3	459
HSI - Kulaokahua Apts (TH for the Elderly)	1	868
HSI - Na Kolea Rooming House	2	254
Institute for Human Services	165	116
IHS - Behavioral Health ES	4	43
IHS - Kaa`ahi Families ES	15	127
IHS - Kaa`ahi Women's ES	19	110
IHS - Sumner Men's ES	32	38
IHS - TBH Medical Respite (ES)	11	31
IHS - Hale Mauliola Program (Sand Island ES)	37	98
IHS - Oahu Region 1 - Street Outreach (HPO)	4	58
IHS - HPO RRH Homeless Prevention	9	42
IHS - HPO RRH Rapid Re-Housing	8	10
IHS - Oahu Region 2 - Street Outreach (HPO)	10	82
IHS - Oahu Region 4 - Street Outreach (HPO)	9	89
IHS - HPP Homelessness Prevention	4	139
IHS - SPC No Place Like Home	1	1921
IHS - SPC Home At Last 2010	2	2518
Ka Hale A Ke Ola, Inc	85	138
KHAKO - Westside ES	36	189
KHAKO - Central ES	34	99
KHAKO - Central TH	6	209
KHAKO - Westside TH	9	32
Kalihi Palama Health Center	5	97
KPHC - PATH Street Outreach Program	4	75
KPHC - New Beginnings S+C Program	1	183
Kauai Economic Opportunity	21	202
KEO - Mana'olana Emergency	10	221
KEO - Kauai All Regions - Street Outreach (HPO)	8	142
KEO - Mana'olana Transitional Housing	3	299
Kealahou West Oahu	53	106
KWO - Onelau`ena Emergency Shelter	17	153
KWO - Oahu Region 7 - Street Outreach (HPO)	23	41
KWO - Onemalu Transitional Housing	13	158
Legal Aid Society of Hawaii	63	195
LASH - HPO Legal Services Program	63	195
Mental Health Kokua	7	103
MHK - Oahu Activity Center Homeless Outreach Program	3	90

**Length of Stay by Organization and Program
Exits During December 2018**

Organization/Program	# Exits in December	Average Days to Exit
MHK - PATH Street Outreach Program	4	112
Salvation Army FSO	1	55
SARMY - FSO HPO RRH Homeless Prevention	1	55
Shelter of Wisdom	1	108
SOW - Streams of Joy 2	1	108
Steadfast Housing Development Corporation	6	2547
SHDC - Oahu Shelter Plus Care Program	1	316
SHDC - Kalaeloa (Headway House) CoC Funded (Oahu)	1	1541
SHDC - Kulalani CoC Funded (Maui)	2	6522
SHDC - Ekolu Group Homes Ahukini (Oahu)	1	125
SHDC - Hale Ulu Pono TH	1	255
USVETS	91	116
USVETS - BP Ewa HOPTel	1	14
USVETS - BP GPD Bridge Housing	8	111
USVETS - BP GPD Clinical Treatment	6	62
USVETS - BP GPD Low Demand	3	102
USVETS - SSVF Priority 1 Homeless Prevention	10	64
USVETS - SSVF Priority 1 Rapid Re-housing	11	123
USVETS - WCC Emergency Shelter	24	94
USVETS - WCC HOPTel	1	41
USVETS - WCC HPO RRH Homeless Prevention	2	14
USVETS - BP Pearl City HOPTel	1	204
USVETS - WCC HPO RRH Rapid Re-Housing	9	286
USVETS - BP Hilo HOPTel Program	1	45
USVETS - BP Pearl City Seniors HOPTel	1	13
USVETS - BP Respite Beds Barbers Point	1	197
USVETS - BP Kauai HOPTel Program	1	49
USVETS - WCC Housing First Increment II (City)	1	520
USVETS - BP Oahu Region 5 - Street Outreach (HPO)	2	92
USVETS - BP Oahu Region 3 - Street Outreach (HPO)	1	1
USVETS - WCC ESG Rapid Re-Housing 2018	2	44
USVETS - WCC ESG Rapid Re-Housing 2017	5	154
Waianae Coast Comprehensive Health Center	23	104
WCCHC - Homeless Outreach Program	23	104
Waikiki Health	21	158
WH - Next Step Emergency Shelter	21	158
Waimanalo Health Center	3	198
NALO - Waimanalo Health Center Street Outreach	3	198
Women In Need	6	106
WIN - Family House Aiea TH	4	88
WIN - Bridge To Success Halawa TH	2	142
Grand Total	1056	182

Timeliness Report - December 2018 (Intakes)

Date Range: 12/1/2018 - 12/31/2018

Average Days Taken to Input Enrollments (clients enrolled during reporting period)			
Program Name	Program Type	Clients Enrolled	Avg Days to Input
Hawaii County VI SPDAT v2 Family	Coordinated Assessment	19	0.16
Hawaii County VI SPDAT v2 Individual	Coordinated Assessment	22	2.41
Kauai County VI SPDAT v2 Family	Coordinated Assessment	4	0.00
Kauai County VI SPDAT v2 Individual	Coordinated Assessment	5	2.60
Maui County VI SPDAT v2 Family	Coordinated Assessment	32	0.00
Maui County VI SPDAT v2 Individual	Coordinated Assessment	22	1.86
Oahu County VI SPDAT v2 Family	Coordinated Assessment	200	5.03
Oahu County VI SPDAT v2 Individual	Coordinated Assessment	181	0.99
Oahu County VI SPDAT v2 TAY	Coordinated Assessment	9	0.00
CCH - Kakaako Family Assessment Center	Emergency Shelter (ES)	13	5.08
FLC - Ho'olanani	Emergency Shelter (ES)	2	0.00
FPH - Honolulu Family Center	Emergency Shelter (ES)	9	1.44
FPH - Windward Family Center	Emergency Shelter (ES)	10	1.20
HOPE - East Hawaii Emergency Mens Program ES	Emergency Shelter (ES)	5	0.60
HOPE - Kiheipua	Emergency Shelter (ES)	5	0.00
HOPE - West Hawaii Emergency Housing Program	Emergency Shelter (ES)	8	1.00
IHS - Behavioral Health ES	Emergency Shelter (ES)	5	0.00
IHS - Hale Mauiola Program (Sand Island ES)	Emergency Shelter (ES)	27	3.52
IHS - Kaa`ahi Families ES	Emergency Shelter (ES)	20	0.00
IHS - Kaa`ahi Women's ES	Emergency Shelter (ES)	23	0.00
IHS - Sumner Men's ES	Emergency Shelter (ES)	48	1.92
IHS - TBH Medical Respite (ES)	Emergency Shelter (ES)	10	0.30
KEO - Mana'olana Emergency	Emergency Shelter (ES)	17	0.94
KHAKO - Central ES	Emergency Shelter (ES)	21	0.00
KHAKO - Westside ES	Emergency Shelter (ES)	28	0.54
KWO - Onelau`ena Emergency Shelter	Emergency Shelter (ES)	27	10.44
SOW - Great Joy 1	Emergency Shelter (ES)	1	12.00
SOW - Great Joy 3	Emergency Shelter (ES)	1	6.00
SOW - Hearts of Joy 2	Emergency Shelter (ES)	1	0.00
USVETS - BP Ewa HOPTTEL	Emergency Shelter (ES)	3	0.67
USVETS - BP Hilo HOPTTEL Program	Emergency Shelter (ES)	1	0.00
USVETS - BP Kauai HOPTTEL Program	Emergency Shelter (ES)	2	1.00
USVETS - BP Pearl City HOPTTEL	Emergency Shelter (ES)	2	0.50
USVETS - BP Pearl City Seniors HOPTTEL	Emergency Shelter (ES)	2	0.50
USVETS - BP Respite Beds Barbers Point	Emergency Shelter (ES)	1	0.00
USVETS - WCC Emergency Shelter	Emergency Shelter (ES)	26	3.15
WH - Next Step Emergency Shelter	Emergency Shelter (ES)	16	4.44
CCH - HPP Homeless Prevention	Homelessness Prevention	14	0.43
CCH - SHEG NI Homelessness Prevention	Homelessness Prevention	23	0.48
CCH - SHEG Oahu Homelessness Prevention	Homelessness Prevention	9	0.56
CCH - SSVF Priority 1 Homeless Prevention	Homelessness Prevention	3	4.67
FLC - HPP Kauai Homelessness Prevention	Homelessness Prevention	5	1.00
FLC - HPP Maui Homelessness Prevention	Homelessness Prevention	19	0.16
HOPE - HPO RRH Homeless Prevention	Homelessness Prevention	17	1.12
IHS - HPO RRH Homeless Prevention	Homelessness Prevention	7	1.43
IHS - HPP Homelessness Prevention	Homelessness Prevention	32	2.44
SARMY - FSO HPO RRH Homeless Prevention	Homelessness Prevention	4	16.50
USVETS - SSVF Priority 1 Homeless Prevention	Homelessness Prevention	5	0.00
USVETS - WCC HPO RRH Homeless Prevention	Homelessness Prevention	17	0.00

Timeliness Report - December 2018 (Intakes)

Date Range: 12/1/2018 - 12/31/2018

Average Days Taken to Input Enrollments (clients enrolled during reporting period)			
Program Name	Program Type	Clients Enrolled	Avg Days to Input
SHDC - Ekolu Group Homes Komo Mai (Oahu)	PH - Permanent Supportive Housing	2	0.50
CCH - City HF Increment III	PH - Permanent Supportive Housing	13	1.38
HOPE - HPO NI Housing First	PH - Permanent Supportive Housing	1	24.00
IHS - SPC Home At Last 2010	PH - Permanent Supportive Housing	4	8.00
SHDC - Ekolu Group Homes Ahukini (Oahu)	PH - Permanent Supportive Housing	1	0.00
SHDC - Kalaeloa (Headway House) CoC Funded (Oahu)	PH - Permanent Supportive Housing	1	1.00
SHDC - Oahu Shelter Plus Care Program	PH - Permanent Supportive Housing (disab	7	0.57
ALEA - ESG Rapid Rehousing	PH - Rapid Re-Housing	5	13.20
ASI - ESG Rapid Re-Housing	PH - Rapid Re-Housing	2	14.00
CCH - ESG Rapid Re-housing	PH - Rapid Re-Housing	4	0.00
CCH - HPO RRH Rapid Re-Housing (Kauai)	PH - Rapid Re-Housing	1	0.00
CCH - HPP Rapid Re-housing	PH - Rapid Re-Housing	3	1.00
CCH - SHEG NI Rapid Rehousing	PH - Rapid Re-Housing	2	0.50
CCH - SSVF Priority 1 Rapid Rehousing	PH - Rapid Re-Housing	2	1.00
FLC - ESG Kauai Rapid Re-housing	PH - Rapid Re-Housing	1	0.00
FLC - ESG Maui Rapid Re-housing	PH - Rapid Re-Housing	3	0.00
FLC - HPO RRH Rapid Re-Housing	PH - Rapid Re-Housing	3	0.00
FLC - HPP Kauai Rapid Re-housing	PH - Rapid Re-Housing	2	1.00
FLC - HPP Maui Rapid Re-housing	PH - Rapid Re-Housing	3	1.00
FPH - ESG Rapid Rehousing	PH - Rapid Re-Housing	10	14.00
HCAP - HPO RRH Rapid Re-Housing	PH - Rapid Re-Housing	1	0.00
HOPE - HPO RRH Rapid Re-Housing	PH - Rapid Re-Housing	1	4.00
IHS - ESG Rapid Re-housing	PH - Rapid Re-Housing	6	2.50
IHS - HPO RRH Rapid Re-Housing	PH - Rapid Re-Housing	10	0.10
IHS - HPP Rapid Re-housing	PH - Rapid Re-Housing	6	0.00
IHS - New Youth Rapid Re-Housing 2016 (NYRRH 2016)	PH - Rapid Re-Housing	1	0.00
SARMY - FSO HPO RRH Rapid Re-Housing	PH - Rapid Re-Housing	3	20.00
USVETS - SSVF Priority 1 Rapid Re-housing	PH - Rapid Re-Housing	21	4.14
USVETS - WCC ESG Rapid Re-Housing 2018	PH - Rapid Re-Housing	11	0.45
USVETS - WCC HPO RRH Rapid Re-Housing	PH - Rapid Re-Housing	11	0.55
LASH - HPO Legal Services Program	Services Only	39	0.36
ALEA - Street Outreach Program	Street Outreach	11	7.82
FLC - Maui Regions 1, 2, 3, 6 - Street Outreach (HPO)	Street Outreach	10	0.30
FLC - Maui Regions 4, 5 - Street Outreach (HPO)	Street Outreach	12	1.25
HOPE - Hawaii Regions 1, 8, 9, 10 - Street Outreach (HPO)	Street Outreach	1	2.00
HOPE - Hawaii Regions 2, 3, 4, 5, 6, 7 - Street Outreach (HPO)	Street Outreach	15	0.80
HOPE - PATH Street Outreach Program	Street Outreach	1	14.00
IHS - Oahu Region 1 - Street Outreach (HPO)	Street Outreach	26	1.08
IHS - Oahu Region 2 - Street Outreach (HPO)	Street Outreach	26	0.88
IHS - Oahu Region 4 - Street Outreach (HPO)	Street Outreach	14	0.21
KEO - Kauai All Regions - Street Outreach (HPO)	Street Outreach	12	2.08
KPHC - Oahu Region 1 - Street Outreach (HPO)	Street Outreach	8	0.88
KPHC - Oahu Region 6 - Street Outreach (HPO)	Street Outreach	5	0.80
KPHC - PATH Street Outreach Program	Street Outreach	1	1.00
KWO - Oahu Region 7 - Street Outreach (HPO)	Street Outreach	20	12.75
NALO - Waimanalo Health Center Street Outreach	Street Outreach	2	13.00
USVETS - BP Oahu Region 3 - Street Outreach (HPO)	Street Outreach	20	1.85
USVETS - BP Oahu Region 5 - Street Outreach (HPO)	Street Outreach	7	1.14
WCCHC - Homeless Outreach Program	Street Outreach	32	5.63

Timeliness Report - December 2018 (Intakes)

Date Range: 12/1/2018 - 12/31/2018

Average Days Taken to Input Enrollments (clients enrolled during reporting period)			
Program Name	Program Type	Clients Enrolled	Avg Days to Input
ASI - Ohana Ola O Kahumana	Transitional Housing (TH)	50	4.30
GHP - Community Residential Program TH	Transitional Housing (TH)	3	4.33
GHP - HOPWA Gregory House (Competitive TH)	Transitional Housing (TH)	4	19.25
HAP - Na Kahua Hale O Ulu Wini	Transitional Housing (TH)	12	0.00
HCAP - Kumuhonua	Transitional Housing (TH)	2	0.00
HNO - Weinberg Village Waimanalo	Transitional Housing (TH)	4	2.00
HOPE - Wilder House	Transitional Housing (TH)	4	1.00
HSI - Kulaokahua Apts (TH for the Elderly)	Transitional Housing (TH)	1	0.00
HSI - Na Kolea Rooming House	Transitional Housing (TH)	4	0.00
KEO - Mana'olana Transitional Housing	Transitional Housing (TH)	6	3.00
KHAKO - Central TH	Transitional Housing (TH)	9	2.67
KHAKO - Westside TH	Transitional Housing (TH)	11	0.00
KWO - Onemalu Transitional Housing	Transitional Housing (TH)	3	0.00
SARMY - Ka Ohu Hou O Manoa FTS	Transitional Housing (TH)	4	0.00
SHDC - Hale Ulu Pono TH	Transitional Housing (TH)	1	1.00
USVETS - BP GPD Bridge Housing	Transitional Housing (TH)	6	0.17
USVETS - BP GPD Clinical Treatment	Transitional Housing (TH)	2	0.00
USVETS - BP GPD Low Demand	Transitional Housing (TH)	6	1.00
WIN - Bridge To Success Halawa TH	Transitional Housing (TH)	5	0.00
WIN - Family House Aiea TH	Transitional Housing (TH)	1	11.00
RYSE		2	0.00
Aggregates		1526	2.57

Timeliness Report - December 2018 (Exits)

Date Range: 12/1/2018 - 12/31/2018

Average Days Taken to Exit Enrollments (clients exited during reporting period)			
Program Name	Program Type	Total Exited Clients	Avg Days to Exit
Hawaii County VI SPDAT v2 Family	Coordinated Assessment	35	3.49
Hawaii County VI SPDAT v2 Individual	Coordinated Assessment	30	3.10
Kauai County VI SPDAT v2 Family	Coordinated Assessment	15	7.67
Kauai County VI SPDAT v2 Individual	Coordinated Assessment	11	12.73
Maui County VI SPDAT v2 Family	Coordinated Assessment	36	13.69
Maui County VI SPDAT v2 Individual	Coordinated Assessment	37	5.38
Oahu County VI SPDAT v2 Family	Coordinated Assessment	39	7.62
Oahu County VI SPDAT v2 Individual	Coordinated Assessment	34	1.00
CCH - Kakaako Family Assessment Center	Emergency Shelter (ES)	6	7.00
FLC - Ho'olanani	Emergency Shelter (ES)	4	0.00
FPH - Honolulu Family Center	Emergency Shelter (ES)	9	15.00
FPH - Windward Family Center	Emergency Shelter (ES)	5	2.00
HOPE - East Hawaii Emergency Mens Program ES	Emergency Shelter (ES)	6	0.67
HOPE - Kiheipua	Emergency Shelter (ES)	14	1.36
HOPE - West Hawaii Emergency Housing Program	Emergency Shelter (ES)	8	2.13
IHS - Behavioral Health ES	Emergency Shelter (ES)	5	0.80
IHS - Hale Mauliola Program (Sand Island ES)	Emergency Shelter (ES)	38	2.34
IHS - Kaa`ahi Families ES	Emergency Shelter (ES)	15	0.00
IHS - Kaa`ahi Women's ES	Emergency Shelter (ES)	20	0.00
IHS - Sumner Men's ES	Emergency Shelter (ES)	33	4.88
IHS - TBH Medical Respite (ES)	Emergency Shelter (ES)	11	0.73
KEO - Mana'olana Emergency	Emergency Shelter (ES)	12	0.00
KHAKO - Central ES	Emergency Shelter (ES)	32	5.22
KHAKO - Westside ES	Emergency Shelter (ES)	35	2.43
KWO - Onelau`ena Emergency Shelter	Emergency Shelter (ES)	17	5.65
SOW - Streams of Joy 2	Emergency Shelter (ES)	1	1.00
USVETS - BP Ewa HOPTEL	Emergency Shelter (ES)	1	0.00
USVETS - BP Hilo HOPTEL Program	Emergency Shelter (ES)	1	0.00
USVETS - BP Kauai HOPTEL Program	Emergency Shelter (ES)	1	0.00
USVETS - BP Pearl City HOPTEL	Emergency Shelter (ES)	1	0.00
USVETS - BP Pearl City Seniors HOPTEL	Emergency Shelter (ES)	1	0.00
USVETS - BP Respite Beds Barbers Point	Emergency Shelter (ES)	1	0.00
USVETS - WCC Emergency Shelter	Emergency Shelter (ES)	24	3.08
USVETS - WCC HOPTEL	Emergency Shelter (ES)	1	2.00
WH - Next Step Emergency Shelter	Emergency Shelter (ES)	21	1.50
CCH - HPP Homeless Prevention	Homelessness Prevention	61	8.11
CCH - SHEG NI Homelessness Prevention	Homelessness Prevention	12	20.42
CCH - SHEG Oahu Homelessness Prevention	Homelessness Prevention	9	0.00
FLC - HPO RRH Homeless Prevention	Homelessness Prevention	4	0.00
FLC - HPP Maui Homelessness Prevention	Homelessness Prevention	67	0.34
HOPE - HPO RRH Homeless Prevention	Homelessness Prevention	2	0.00
IHS - HPO RRH Homeless Prevention	Homelessness Prevention	9	0.00
IHS - HPP Homelessness Prevention	Homelessness Prevention	4	0.00
SARMY - FSO HPO RRH Homeless Prevention	Homelessness Prevention	1	0.00
USVETS - SSVF Priority 1 Homeless Prevention	Homelessness Prevention	15	16.80
USVETS - WCC HPO RRH Homeless Prevention	Homelessness Prevention	2	2.00

Timeliness Report - December 2018 (Exits)

Date Range: 12/1/2018 - 12/31/2018

Average Days Taken to Exit Enrollments (clients exited during reporting period)			
Program Name	Program Type	Total Exited Clients	Avg Days to Exit
FLC - HPO NI Housing First	PH - Permanent Supportive Housing	3	8.00
FLC - S+C 2	PH - Permanent Supportive Housing	1	1.00
FLC - S+C 6 (Eha split)	PH - Permanent Supportive Housing	9	9.67
HIHR - PSH 2	PH - Permanent Supportive Housing	1	0.00
HOPE - HPO NI Housing First	PH - Permanent Supportive Housing	4	15.50
HOPE - Kukui S+C Program	PH - Permanent Supportive Housing	3	11.00
IHS - SPC Home At Last 2010	PH - Permanent Supportive Housing	2	18.00
IHS - SPC No Place Like Home	PH - Permanent Supportive Housing	1	6.00
KPHC - New Beginnings S+C Program	PH - Permanent Supportive Housing	1	0.00
SHDC - Ekolu Group Homes Ahukini (Oahu)	PH - Permanent Supportive Housing	1	16.00
SHDC - Kalaeloa (Headway House) CoC Funded (Oahu)	PH - Permanent Supportive Housing	1	8.00
SHDC - Kulalani CoC Funded (Maui)	PH - Permanent Supportive Housing	2	2.00
SHDC - Oahu Shelter Plus Care Program	PH - Permanent Supportive Housing	1	0.00
USVETS - WCC Housing First Increment II (City)	PH - Permanent Supportive Housing	1	36.00
ASI - HPO RRH Rapid ReHousing	PH - Rapid Re-Housing	69	0.00
CCH - HPP Rapid Re-housing	PH - Rapid Re-Housing	45	5.49
CCH - SHEG NI Rapid Rehousing	PH - Rapid Re-Housing	4	5.25
CCH - SHEG Oahu Rapid Re-Housing	PH - Rapid Re-Housing	5	0.00
FLC - ESG Kauai Rapid Re-housing	PH - Rapid Re-Housing	9	24.56
FLC - ESG Maui Rapid Re-housing	PH - Rapid Re-Housing	5	3.80
FLC - HPO RRH Rapid Re-Housing	PH - Rapid Re-Housing	15	1.33
FLC - HPP Kauai Rapid Re-housing	PH - Rapid Re-Housing	15	25.73
FLC - HPP Maui Rapid Re-housing	PH - Rapid Re-Housing	45	0.89
FLC - Rental Assistance Program (RAP)	PH - Rapid Re-Housing	2	0.00
HCAP - HPO RRH Rapid Re-Housing	PH - Rapid Re-Housing	2	0.50
HOPE - HPO RRH Rapid Re-Housing	PH - Rapid Re-Housing	4	0.50
HOPE - HPP Rapid Re-housing	PH - Rapid Re-Housing	19	1.84
IHS - HPO RRH Rapid Re-Housing	PH - Rapid Re-Housing	8	0.00
SARMY - FSO HPO RRH Rapid Re-Housing	PH - Rapid Re-Housing	1	11.00
USVETS - SSVF Priority 1 Rapid Re-housing	PH - Rapid Re-Housing	11	13.82
USVETS - WCC ESG Rapid Re-Housing 2017	PH - Rapid Re-Housing	5	0.00
USVETS - WCC ESG Rapid Re-Housing 2018	PH - Rapid Re-Housing	2	12.00
USVETS - WCC HPO RRH Rapid Re-Housing	PH - Rapid Re-Housing	9	0.00
LASH - HPO Legal Services Program	Services Only	76	0.00
ALEA - Street Outreach Program	Street Outreach	3	0.00
CARE - Care Hawaii AMHD Street Outreach Program	Street Outreach	1	0.00
FLC - Maui Regions 1, 2, 3, 6 - Street Outreach (HPO)	Street Outreach	19	0.05
FLC - Maui Regions 4, 5 - Street Outreach (HPO)	Street Outreach	17	0.24
HOPE - Hawaii Regions 1, 8, 9, 10 - Street Outreach (HPO)	Street Outreach	6	2.67
HOPE - Hawaii Regions 2, 3, 4, 5, 6, 7 - Street Outreach (HPO)	Street Outreach	21	4.48
IHS - Oahu Region 1 - Street Outreach (HPO)	Street Outreach	6	0.50
IHS - Oahu Region 2 - Street Outreach (HPO)	Street Outreach	10	0.00
IHS - Oahu Region 4 - Street Outreach (HPO)	Street Outreach	11	0.45
KEO - Kauai All Regions - Street Outreach (HPO)	Street Outreach	8	1.50
KPHC - PATH Street Outreach Program	Street Outreach	9	0.00
KWO - Oahu Region 7 - Street Outreach (HPO)	Street Outreach	23	9.09
LASH - SSVF Legal Services Program	Street Outreach	1	0.00
MHK - Oahu Activity Center Homeless Outreach Program	Street Outreach	8	0.00
MHK - PATH Street Outreach Program	Street Outreach	9	0.00
NALO - Waimanalo Health Center Street Outreach	Street Outreach	2	0.00
USVETS - BP Oahu Region 3 - Street Outreach (HPO)	Street Outreach	3	4.67
USVETS - BP Oahu Region 5 - Street Outreach (HPO)	Street Outreach	17	1.35
WCCHC - Homeless Outreach Program	Street Outreach	46	0.00

Timeliness Report - December 2018 (Exits)

Date Range: 12/1/2018 - 12/31/2018

Average Days Taken to Exit Enrollments (clients exited during reporting period)			
Program Name	Program Type	Total Exited Clients	Avg Days to Exit
ASI - Ohana Ola O Kahumana	Transitional Housing (TH)	24	3.42
CCH - Ma'ili Land Transitional Housing	Transitional Housing (TH)	5	0.00
GHP - Community Residential Program TH	Transitional Housing (TH)	3	10.33
GHP - HOPWA Gregory House (Competitive TH)	Transitional Housing (TH)	4	13.25
HAP - Na Kahua Hale O Ulu Wini	Transitional Housing (TH)	9	22.33
HCAP - Kumuhonua	Transitional Housing (TH)	6	2.67
HNO - Weinberg Village Waimanalo	Transitional Housing (TH)	10	0.70
HOPE - Kuleana House	Transitional Housing (TH)	5	0.00
HSI - Kulaokahua Apts (TH for the Elderly)	Transitional Housing (TH)	1	0.00
HSI - Na Kolea Rooming House	Transitional Housing (TH)	2	0.50
KEO - Mana'olana Transitional Housing	Transitional Housing (TH)	1	0.00
KHAKE - Central TH	Transitional Housing (TH)	6	6.50
KHAKE - Westside TH	Transitional Housing (TH)	9	5.67
KWO - Onemalu Transitional Housing	Transitional Housing (TH)	5	0.40
SHDC - Hale Ulu Pono TH	Transitional Housing (TH)	1	1.00
USVETS - BP GPD Bridge Housing	Transitional Housing (TH)	8	1.75
USVETS - BP GPD Clinical Treatment	Transitional Housing (TH)	6	0.67
USVETS - BP GPD Low Demand	Transitional Housing (TH)	3	5.67
WIN - Bridge To Success Halawa TH	Transitional Housing (TH)	2	6.00
WIN - Family House Aiea TH	Transitional Housing (TH)	4	6.50
Aggregates		1462	4.03