

HMIS Census Report - April 2019
Oahu and Neighbor Islands - HIC Facilities

Summary of Monthly HMIS Shelter Census Counts

May 2018 - April 2019

Highlights indicate that corrections were made .
 Errors were found in the January reports.

HI-501 Oahu Census Summary

	Emerg	Trans	Total HUD Homeless	HIC Openings	PH	HIC Openings	Veterans ES/TH
May 31, 2018	1141	1269	2410	261	1143	114	257
June 30, 2018	1133	1236	2369	385	1100	167	246
July 31, 2018	1109	1199	2308	322	1088	123	227
August 31, 2018	1165	1117	2282	369	1100	238	234
September 30, 2018	1143	995	2138	242	1107	236	233
October 31, 2018	1009	785	1794	435	1102	224	158
November 30, 2018	981	801	1782	439	1100	226	162
December 31, 2018	1000	820	1820	402	1117	209	169
January 31, 2019	903	835	1738	492	1110	220	163
February 28, 2019	956	859	1815	442	1108	225	178
March 31, 2019	1048	862	1910	454	1096	310	179
April 30, 2019	1101	849	1950	424	1104	384	165

HI-500 Balance of State Census Summary

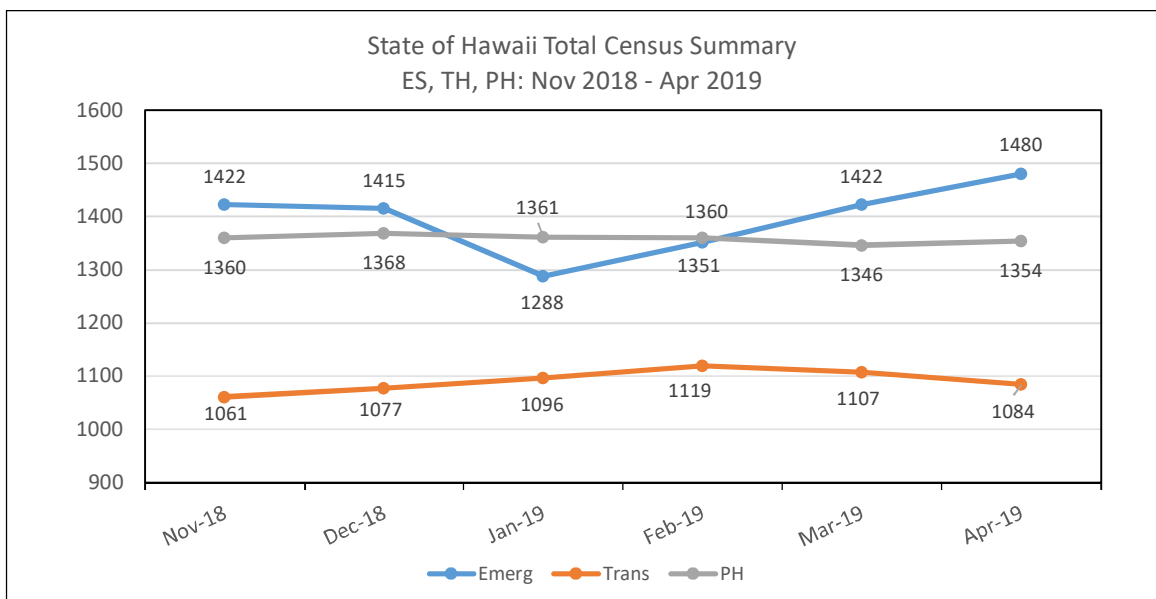
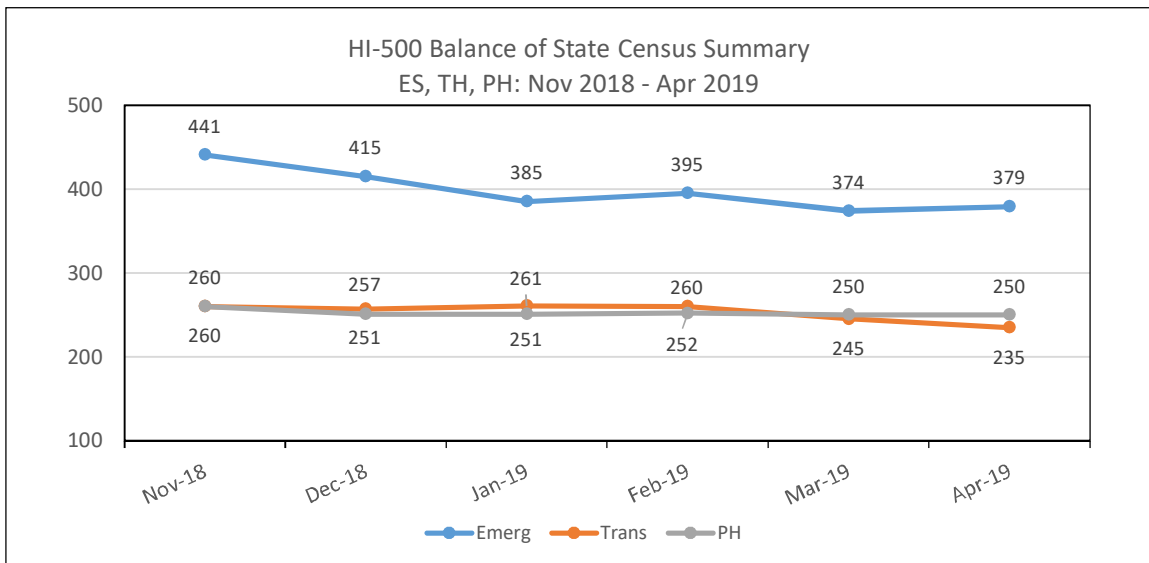
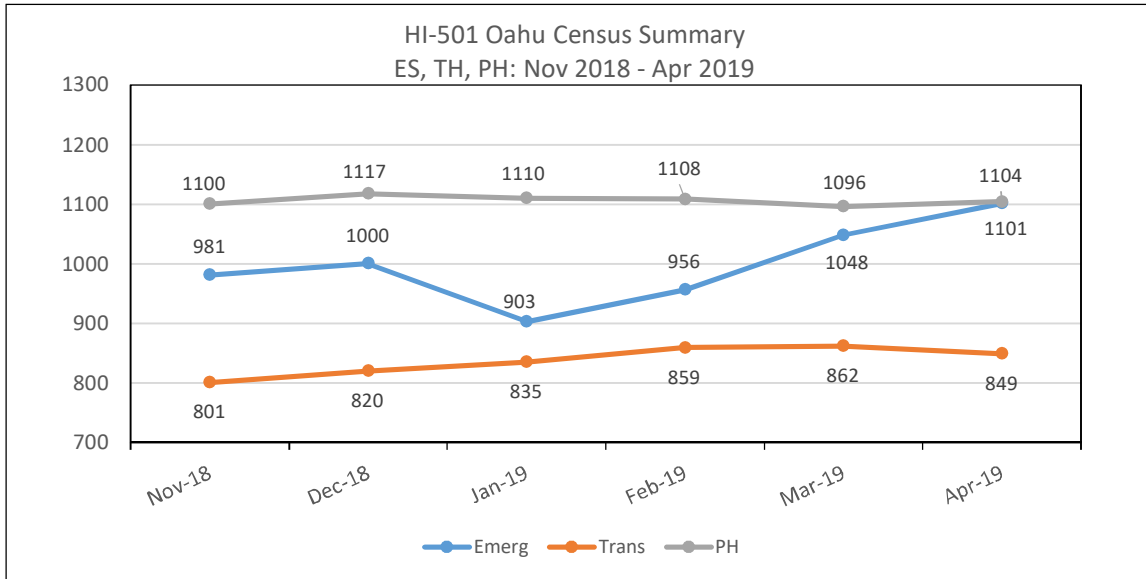
	Emerg	Trans	Total HUD Homeless	HIC Openings	PH	HIC Openings	Veterans ES/TH
May 31, 2018	566	212	778	179	331	130	38
June 30, 2018	572	199	771	77	331	119	32
July 31, 2018	535	203	738	99	333	117	30
August 31, 2018	557	186	743	105	335	113	26
September 30, 2018	547	188	735	101	327	121	28
October 31, 2018	423	201	624	131	266	180	26
November 30, 2018	441	260	701	75	260	188	24
December 31, 2018	415	257	672	89	251	199	21
January 31, 2019	385	261	646	100	251	202	23
February 28, 2019	395	260	655	96	252	170	28
March 31, 2019	374	245	619	128	250	172	25
April 30, 2019	379	235	614	126	250	195	22

State of Hawaii Total Census Summary

	Emerg	Trans	Total HUD Homeless	HIC Openings	PH	HIC Openings	Veterans ES/TH
May 31, 2018	1707	1481	3188	440	1474	244	295
June 30, 2018	1705	1435	3140	462	1431	286	278
July 31, 2018	1644	1402	3046	421	1421	240	257
August 31, 2018	1722	1303	3025	474	1435	351	260
September 30, 2018	1690	1183	2873	343	1434	357	261
October 31, 2018	1432	986	2418	566	1368	404	184
November 30, 2018	1422	1061	2483	514	1360	414	186
December 31, 2018	1415	1077	2492	491	1368	408	190
January 31, 2019	1288	1096	2384	592	1361	422	186
February 28, 2019	1351	1119	2470	538	1360	395	206
March 31, 2019	1422	1107	2529	582	1346	482	204
April 30, 2019	1480	1084	2564	550	1354	579	187

HMIS Census Report - April 2019 Oahu and Neighbor Islands - HIC Facilities

Summary of Monthly HMIS Shelter Census Counts



HMIS Census Report - April 2019
Oahu and Neighbor Islands - HIC Facilities

Proj. Type	Organization Name	Project Name	HIC Beds	Census on 4/30/19	% HIC Beds	Technical Openings	Veterans
ES	Child and Family Service	CFS - Honolulu Shelter	49	SP	NR	NR	SP
ES	Child and Family Service	CFS - Leeward Shelter	27	SP	NR	NR	SP
ES	Catholic Charities Hawaii	CCH - HPO Kakaako Family Assessment Center	50	35	70%	15	1
ES	Catholic Charities Hawaii	CCH - HPO Villages of Mailli Family and Individual Assessment Ce	120	103	86%	17	0
ES	Family Promise of Hawaii	FPH - Honolulu Family Center	14	13	93%	1	0
ES	Family Promise of Hawaii	FPH - Windward Family Center	14	11	79%	3	0
ES	Hale Kipa Inc.	HKIPA - Boys Shelter BCP ES	8	1	13%	7	0
ES	Hale Kipa Inc.	HKIPA - Girls Shelter BCP ES	8	5	63%	3	0
ES	IHS Institute for Human Services	IHS - Behavioral Health ES	10	11	110%	0	2
ES	IHS Institute for Human Services	IHS - Hale Mauiola Program (Sand Island ES)	85	98	115%	0	4
ES	IHS Institute for Human Services	IHS - HPO Kaa'ahi Families ES	100	74	74%	26	0
ES	IHS Institute for Human Services	IHS - HPO Kaa'ahi Women's ES	68	67	99%	1	2
ES	IHS Institute for Human Services	IHS - HPO Sumner Men's ES	166	153	92%	13	23
ES	IHS Institute for Human Services	IHS - TBH Medical Respite (ES)	16	20	125%	0	1
ES	Kealahou West Oahu	KWO - HPO Onelau'ena Emergency Shelter	244	178	73%	66	6
ES	Residential Youth Services & Empowerme	RYSE	12	12	100%	0	0
ES	Parents and Children Together	PACT - Ohia Shelter	21	SP	NR	NR	SP
ES	Shelter of Wisdom	SOW - Great Joy 1	8	4	50%	4	0
ES	Shelter of Wisdom	SOW - Great Joy 2	9	8	89%	1	1
ES	Shelter of Wisdom	SOW - Great Joy 3	10	8	80%	2	0
ES	Shelter of Wisdom	SOW - Great Joy 4	6	3	50%	3	0
ES	Shelter of Wisdom	SOW - Hearts of Joy 2	13	12	92%	1	1
ES	Shelter of Wisdom	SOW - Streams of Joy 1	6	6	100%	0	1
ES	Shelter of Wisdom	SOW - Streams of Joy 2	10	13	130%	0	2
ES	U.S. Veterans Initiative	USVETS - BP Ewa HOPTTEL	5	1	20%	4	1
ES	U.S. Veterans Initiative	USVETS - BP Pearl City HOPTTEL	5	1	20%	4	1
ES	U.S. Veterans Initiative	USVETS - BP Pearl City Seniors HOPTTEL	5	1	20%	4	1
ES	U.S. Veterans Initiative	USVETS - BP Respite Beds Barbers Point	10	7	70%	3	7
ES	U.S. Veterans Initiative	USVETS - WCC HOPTTEL	5	5	100%	0	5
ES	U.S. Veterans Initiative	USVETS - WCC HPO Emergency Shelter	191	132	69%	59	10
ES	Waikiki Health Center	WH - HPO Next Step Emergency Shelter	135	119	88%	16	4
ES	Windward Spouse Abuse Shelter	WSAS - Hale Ola	18	SP	NR	NR	NR
	Subtotal Emergency Shelter		1333	1101	83%	253	73
TH	Alternative Structures Int't	ASI - Ohana Ola O Kahumana	222	242	109%	0	0
TH	Catholic Charities Hawaii	CCH - HPO Ma'ili Land Transitional Housing	54	40	74%	14	0
TH	Child and Family Service	CFS - Transitional Apartments (Honolulu and Leeward)	46	NR	NR	NR	NR
TH	Gregory House Programs	GHP - HOPWA Gregory House (Competitive TH)	15	15	100%	0	0
TH	Gregory House Programs	GHP - HPO Community Residential Program TH	11	11	100%	0	2
TH	Honolulu Community Action Prog	HCAP - HPO Kumuhonua	68	72	106%	0	5
TH	Hale Kipa Inc.	HKIPA - HPO Maka'aloa Men's TLP	4	3	75%	1	0
TH	Ho'omau Ke Ola	HKO - Lahilahi	10	6	60%	4	0
TH	Holomua Na 'Ohana	HNO - HPO Weinberg Village Waimanalo	125	99	79%	26	0
TH	Housing Solutions Inc.	HSI - HPO Kulaokahua Apts (TH for the Elderly)	31	30	97%	1	3
TH	Housing Solutions Inc.	HSI - HPO Na Kolea Rooming House	64	63	98%	1	3
TH	Kealahou West Oahu	KWO - HPO Onemalu Transitional Housing	190	135	71%	55	2
TH	Parents and Children Together	PACT - Lehua	8	NR	NR	NR	NR
TH	The Salvation Army	SARMY - FSO Pathway of Hope Transitional Housing	24	8	33%	16	0
TH	The Salvation Army ATS	SARMY - Ka Ohu Hou O Manoa FTS	30	18	60%	12	0
TH	Steadfast Housing Dev Corp	SHDC - HPO Hale Ulu Pono TH	10	4	40%	6	1
TH	U.S. Veterans Initiative	USVETS - BP HPO GPD Bridge Housing	36	27	75%	9	2
TH	U.S. Veterans Initiative	USVETS - BP HPO GPD Clinical Treatment	12	12	100%	0	27
TH	U.S. Veterans Initiative	USVETS - BP HPO GPD Low Demand	35	31	89%	4	12
TH	U.S. Veterans Initiative	USVETS - BP SITH	3	2	67%	1	31
TH	U.S. Veterans Initiative	USVETS - WCC SITH	5	4	80%	1	4
TH	Windward Spouse Abuse Shelter	WSAS - Imua	1	NR	NR	NR	NR
TH	Women in Need	WIN - Bridge To Success Halawa TH	27	16	59%	11	0
TH	Women in Need	WIN - Family House Aiea TH	20	11	55%	9	0
	Subtotal Transitional Housing		1000	849	85%	171	92
PSH	Alternative Structures Int't	ASI - Leeward CoC PSH	54	52	96%	2	0
PSH	Catholic Charities Hawaii	CCH - City HF Increment III	130	61	47%	69	5
PSH	Catholic Charities Hawaii	CCH - HPO Villages of Mailli Bridge Housing	75	2	3%	73	1
PSH	Gregory House Programs	GHP - HOPWA Formula - PSH TBRA	33	26	79%	7	6
PSH	Gregory House Programs	GHP - HOPWA SPNS - Competitive PSH TBRA	48	39	81%	9	3
PSH	IHS Institute for Human Services	IHS - City FY15 Housing First PSH	177	142	80%	35	4
PSH	IHS Institute for Human Services	IHS - New PSH 2013 (CoC Funded)	34	18	53%	16	0
PSH	IHS Institute for Human Services	IHS - SPC Home At Last 2010	89	96	108%	0	15
PSH	IHS Institute for Human Services	IHS - SPC Home Sweet Home II	18	12	67%	6	0

HMIS Census Report - April 2019
Oahu and Neighbor Islands - HIC Facilities

Proj. Type	Organization Name	Project Name	HIC Beds	Census on 4/30/19	% HIC Beds	Technical Openings	Veterans
PSH	IHS Institute for Human Services	IHS - SPC No Place Like Home	18	13	72%	5	2
PSH	Kalihi-Palama Health Center	KPHC - New Beginnings S+C Program	181	163	90%	18	8
PSH	Mental Health Kokua	MHK - Safe Haven Permanent Supportive Housing	25	23	92%	2	2
PSH	Steadfast Housing Dev Corp	SHDC - Ekolu Group Homes Ahukini (Oahu)	5	3	60%	2	0
PSH	Steadfast Housing Dev Corp	SHDC - Ekolu Group Homes Kaukama (Oahu)	5	3	60%	2	0
PSH	Steadfast Housing Dev Corp	SHDC - Ekolu Group Homes Komo Mai (Oahu)	5	4	80%	1	0
PSH	Steadfast Housing Dev Corp	SHDC - Kalaeloa (Headway House) CoC Funded (Oahu)	40	29	73%	11	2
PSH	Steadfast Housing Dev Corp	SHDC - Oahu Shelter Plus Care Program	152	151	99%	1	5
PSH	U.S. Veterans Initiative	USVETS - BP HPO Housing First PSH	94	94	100%	0	23
PSH	U.S. Veterans Initiative	USVETS - BP Leeward PSH	116	20	17%	96	1
PSH	U.S. Veterans Initiative	USVETS - BP Permanent Supportive Housing CoC	30	11	37%	19	11
PSH	U.S. Veterans Initiative	USVETS - BP PH2 CHAMPS VET FAMILIES	30	30	100%	0	17
PSH	U.S. Veterans Initiative	USVETS - WCC Housing First Increment II (City)	122	112	92%	10	8
	Subtotal Permanent Housing		1481	1104	75%	384	113
RRH	ALEA Bridge	ALEA - ESG Rapid Rehousing	NA	19	NA	NA	0
RRH	Alternative Structures Int't	ASI - ESG Rapid Re-Housing	NA	31	NA	NA	0
RRH	Alternative Structures Int't	ASI - HPO RRH Rapid ReHousing	NA	61	NA	NA	0
RRH	Catholic Charities Hawaii	CCH - HPO HPP Rapid Re-housing	NA	46	NA	NA	1
RRH	Catholic Charities Hawaii	CCH - HPO SHEG Oahu Rapid Re-Housing	NA	25	NA	NA	0
RRH	Catholic Charities Hawaii	CCH - SSVF Priority 1 Rapid Rehousing	NA	21	NA	NA	17
RRH	Gregory House Programs	GHP - ESG Rapid Re-Housing	NA	14	NA	NA	0
RRH	Honolulu Community Action Prog	HCAP - HPO RRH Rapid Re-Housing	NA	67	NA	NA	2
RRH	IHS Institute for Human Services	IHS - ESG Rapid Re-housing	NA	115	NA	NA	1
RRH	IHS Institute for Human Services	IHS - HOMES Clean & Sober	NA	25	NA	NA	2
RRH	IHS Institute for Human Services	IHS - HPO HPP Rapid Re-housing	NA	77	NA	NA	1
RRH	IHS Institute for Human Services	IHS - HPO RRH Rapid Re-Housing	NA	55	NA	NA	0
RRH	IHS Institute for Human Services	IHS - New Youth Rapid Re-Housing 2016 (NYRRH 2016)	NA	33	NA	NA	2
RRH	Kalihi-Palama Health Center	KPHC - ESG Rapid Re-housing	NA	49	NA	NA	3
RRH	The Salvation Army	SARMY - HPO FSO RRH Rapid Re-Housing	NA	91	NA	NA	1
RRH	U.S. Veterans Initiative	USVETS - SSVF Oahu Rapid Re-housing	NA	6	NA	NA	4
RRH	U.S. Veterans Initiative	USVETS - SSVF Priority 1 Rapid Re-housing	NA	121	NA	NA	99
RRH	U.S. Veterans Initiative	USVETS - WCC ESG Rapid Re-Housing 2017	NA	1	NA	NA	0
RRH	U.S. Veterans Initiative	USVETS - WCC ESG Rapid Re-Housing 2018	NA	44	NA	NA	1
RRH	U.S. Veterans Initiative	USVETS - WCC HPO RRH Rapid Re-Housing	NA	69	NA	NA	1
RRH	Waikiki Health	WH - HUD Youth Rapid Re-housing	NA	2	NA	NA	1
	Subtotal Rapid ReHousing			972	NA	NA	136
	Total Emergency+Transitional		2,333	1,950	84%	424	165
	Total Permanent		1,481	1,104	75%	384	113
	TOTAL		3,814	3,054	80%	808	278

HMIS Census Report - April 2019
Oahu and Neighbor Islands - HIC Facilities

Project Type	Organization Name	Project Name	HIC Beds	Census on 4/30/19	%HIC Beds	Technical Openings	Veterans
ES	Child and Family Service	CFS - Hale Ohana	32	SP	NR	NR	NR
ES	Child and Family Service	CFS - West Hawaii Domestic Abuse Shelter	15	SP	NR	NR	NR
ES	Family Life Center	FLC - HPO Ho'olanani	18	15	83%	3	0
ES	HOPE Services Hawaii	HOPE - HPO East Hawaii Emergency Mens Program ES	16	12	75%	4	3
ES	HOPE Services Hawaii	HOPE - HPO Kiheipua	44	39	89%	5	0
ES	HOPE Services Hawaii	HOPE - HPO West Hawaii Emergency Housing Program	31	21	68%	10	2
ES	Kauai Economic Opportunity	KEO - HPO Mana'olana Emergency	38	26	68%	12	0
ES	KHAKO, INC	KHAKO - HPO Central ES	177	142	80%	35	2
ES	KHAKO, INC	KHAKO - HPO Westside ES	119	121	102%	0	6
ES	USVETS	USVETS - BP Hilo HOPTel Program	5	2	40%	3	2
ES	USVETS	USVETS - BP Kauai HOPTel Program	5	1	20%	4	1
ES	Women Helping Women	WHW - Hale Lokomaikai	10	SP	NR	NR	NR
ES	YWCA of Kauai	YWCA - Family Violence Shelter	18	SP	NR	NR	NR
	Subtotal Emergency Shelters		453	379	84%	76	16
TH	Child and Family Service	CFS - Hale Kahua Pa'a	16	NR	NR	NR	NR
TH	Hawaii Affordable Properties, Inc.	HAP - Na Kahua Hale O Ulu Wini	55	87	158%	0	0
TH	Hawaii Island Home for Recovery, Inc.	HIHR - HPO Transitional Housing	19	15	79%	4	1
TH	HOPE Services Hawaii	HOPE - Wilder House	6	4	67%	2	0
TH	Kauai Economic Opportunity	KEO - HPO Komohana Group Home TH	8	4	50%	4	2
TH	Kauai Economic Opportunity	KEO - HPO Mana'olana Transitional Housing	6	12	200%	0	0
TH	Kauai Economic Opportunity	KEO - Kome Transitional Housing Program	9	6	67%	3	0
TH	Kauai Economic Opportunity	KEO - Lawehana Transitional Housing Program	24	9	38%	15	0
TH	KHAKO, INC	KHAKO - HPO Central TH	32	47	147%	0	1
TH	KHAKO, INC	KHAKO - HPO Westside TH	51	36	71%	15	2
TH	Women In Need	WIN - HPO Bridge To Success Kauai TH	22	15	68%	7	0
	Subtotal Transitional Housing		232	235	101%	50	6
PSH	Catholic Charities Hawaii	CCH - HPO NI Housing First (Kauai)	14	13	93%	1	0
PSH	Family Life Center	FLC - HPO NI Housing First	37	39	105%	0	4
PSH	Family Life Center	FLC - S+C 1	6	6	100%	0	0
PSH	Family Life Center	FLC - S+C 2	30	25	83%	5	3
PSH	Family Life Center	FLC - S+C 3	20	20	100%	0	1
PSH	Hawaii Island Home for Recovery, Inc.	HIHR - PSH 1	16	12	75%	4	0
PSH	Hawaii Island Home for Recovery, Inc.	HIHR - PSH 2	5	2	40%	3	0
PSH	Hawaii Island Home for Recovery, Inc.	HIHR - PSH 3	3	1	33%	2	0
PSH	Hawaii Island Home for Recovery, Inc.	HIHR - PSH 4	5	3	60%	2	0
PSH	HOPE Services Hawaii	HOPE - Hale Kikaha	23	1	4%	22	0
PSH	HOPE Services Hawaii	HOPE - HPO NI Housing First	125	53	42%	72	7
PSH	HOPE Services Hawaii	HOPE - Kukui S+C Program	111	42	38%	69	3
PSH	Kauai Economic Opportunity	KEO - Pa'a Hana PSH	4	2	50%	2	1
PSH	Maui AIDS Foundation	MAF - HOPWA Formula - PSH TBRA	29	NR	NR	NR	NR
PSH	Steadfast Housing Dev Corp	SHDC - Eha S+C (Maui)	28	25	89%	3	2
PSH	Steadfast Housing Dev Corp	SHDC - Kaahela CoC Funded (Kauai)	5	3	60%	2	0
PSH	Steadfast Housing Dev Corp	SHDC - Kaulana CoC Funded (Maui)	5	1	20%	4	0
PSH	Steadfast Housing Dev Corp	SHDC - Kulalani CoC Funded (Maui)	6	2	33%	4	0
PSH	Subtotal Permanent Supportive Housing		443	250	56%	195	21
RRH	Catholic Charities Hawaii	CCH - HPO RRH Rapid Re-Housing (Kauai)	NA	39	NA	NA	0
RRH	Catholic Charities Hawaii	CCH - HPO SHEG NI Rapid Rehousing	NA	20	NA	NA	1
RRH	Family Life Center	FLC - ESG Kauai Rapid Re-housing	NA	7	NA	NA	0
RRH	Family Life Center	FLC - ESG Maui Rapid Re-housing	NA	25	NA	NA	0
RRH	Family Life Center	FLC - HPO HPP Maui Rapid Re-housing	NA	11	NA	NA	0
RRH	Family Life Center	FLC - HPO RRH Rapid Re-Housing	NA	24	NA	NA	0
RRH	Family Life Center	FLC - Rental Assistance Program (RAP)	NA	3	NA	NA	0
RRH	HOPE Services Hawaii	HOPE - ESG Rapid Re-housing	NA	8	NA	NA	0
RRH	HOPE Services Hawaii	HOPE - HPO HPP Rapid Re-housing	NA	121	NA	NA	0
RRH	HOPE Services Hawaii	HOPE - HPO RRH Rapid Re-Housing	NA	56	NA	NA	2
RRH	HOPE Services Hawaii	HOPE - New Start	NA	7	NA	NA	0
RRH	U.S. Veterans Initiative	USVETS - SSVF Oahu Rapid Re-housing	NA	1	NA	NA	1
RRH	U.S. Veterans Initiative	USVETS - SSVF Priority 1 Rapid Re-housing	NA	37	NA	NA	30
	Subtotal Rapid ReHousing		NA	359	NA	NA	# 34
	Total Emergency+Transitional		685	614	90%	126	22
	Total Permanent		443	250	56%	195	21
	TOTAL		1,128	864	77%	321	43

Outreach Program Count

Active as of April 30, 2019

Programs	CoC	Active Count	# Veterans
FLC - HPO Maui Regions 1, 2, 3, 6 - Street Outreach	BOS	136	12
FLC - HPO Maui Regions 4, 5 - Street Outreach	BOS	68	6
HOPE - HPO Hawaii Regions 1, 8, 9, 10 - Street Outreach	BOS	36	3
HOPE - HPO Hawaii Regions 2, 3, 4, 5, 6, 7 - Street Outreach	BOS	71	1
HOPE - PATH Street Outreach Program	BOS	18	2
KEO - HPO Kauai All Regions - Street Outreach	BOS	68	2
SARMY - Maui Homeless Outreach Program	BOS	5	0
ALEA - Street Outreach Program	Oahu	16	1
HKIPA/WH - YO!	Oahu	3	0
HNP - Hale Na`au Pono AMHD Street Outreach Program	Oahu	1	0
IHS - HPO Oahu Region 1 - Street Outreach	Oahu	16	1
IHS - HPO Oahu Region 2 - Street Outreach	Oahu	88	9
IHS - HPO Oahu Region 4 - Street Outreach	Oahu	148	15
KPHC - HPO Oahu Region 1 - Street Outreach	Oahu	24	2
KPHC - HPO Oahu Region 6 - Street Outreach	Oahu	6	1
KPHC - PATH Street Outreach Program	Oahu	27	6
KWO - HPO Oahu Region 7 - Street Outreach	Oahu	103	2
LASH - SSVF Legal Services Program	Oahu	2	2
MHK - Oahu Activity Center Homeless Outreach Program	Oahu	20	2
MHK - PATH Street Outreach Program	Oahu	16	1
NALO - Waimanalo Health Center Street Outreach	Oahu	51	1
RYSE - Youth Outreach	Oahu	16	0
USVETS - BP HPO Oahu Region 3 - Street Outreach	Oahu	29	5
USVETS - BP HPO Oahu Region 5 - Street Outreach	Oahu	14	2
WCCHC - Homeless Outreach Program	Oahu	142	8
TOTAL BY CONTINUUM	Oahu	722	58
TOTAL BY CONTINUUM	BOS	402	26
TOTAL STATEWIDE		1,124	84

Outreach Program Summary	Oahu	BOS	State
May 31, 2018	1,337	621	1,958
June 30, 2018	1,393	635	2,028
July 31, 2018	1,424	656	2,080
August 31, 2018	1,094	684	1,778
September 30, 2018	1,066	602	1,668
October 31, 2018	933	528	1,461
November 30, 2018	1,004	536	1,540
December 31, 2018	1,087	514	1,601
January 31, 2019	710	259	969
February 28, 2019	840	304	1,144
March 31, 2019	768	355	1,123
April 30, 2019	722	402	1,124