

From: Carlos Peraro, Ka Mana O Na Helu
To: Harold Brackeen, State of Hawaii, Homeless Programs Administrator
Brandee Menino, BTG Chair; Laura Thielen, PIC
Date: August 15, 2019
Re: July 2019 HMIS Monitoring Reports

Attached for your review and dissemination to Continuum agencies is the July 2019 HMIS monitoring report. Below are brief highlights from the attached reports.

- 1) End of month, July 2019 Census summary by Continuum and Statewide (pp. 2-8)
 - The Statewide census for emergency shelter (ES) and transitional housing (TH) programs increased slightly in July 2019 (2,665), compared to June 2019 (2,607), with an increase in emergency programs for both Oahu and Neighbor Islands, an increase in TH programs for neighbor islands, but a decrease in TH programs for Neighbor Islands.
 - The total “vacant beds” compared to the HIC bed capacity was 617 (ES and TH) and 620 (permanent supportive housing – PSH). This is a decrease for PSH, but a decrease for ES and TH compared to last month. HIC openings can also vary depending on differences in household size.
 - 46 programs on Oahu and 28 programs on the Neighbor Islands had utilization rates of less than 85% or greater than 110%. These programs are marked in red.
 - Statewide active outreach clients totaled 1,041 (615 on Oahu and 426 on the Neighbor Islands).
- s
2) Consent report for July 2019 (pp. 9-19)
 - VI-SPDAT Assessments: Consent to share data rates for Neighbor Islands and Oahu programs were 99% and 93% respectively; (June’s rates: 98% and 93% respectively). (bottom page 9)
 - By Name List: Consent to share data rates as of the 8/03/19, BNL cut was 97% statewide – one percentage point increase from the June 2019 report. July rates included: Oahu Families (87%) and Singles (99%). Neighbor Island rates were 100% for Kauai Singles/Families and for Maui Singles, and 99% for Hawaii Singles/Families and for Maui Families. (page 10).
 - For adult program intakes entered in July 2019 (n=985), the statewide consent to share was 94%, a 2-percentage point decrease from the June 2019 report, and a sustained improvement from August 2017 (55%).
 - Five programs (pp. 11-14) had consent rates below 80% (July Intakes) - highlighted in RED.
- 3) Length of stay (LOS) by agency and program for clients exiting during July 2019 (pp. 20-23)
 - The average LOS over all programs was 143 days (representing 1,082 exits), a decrease compared to June 2019 (157 days). If the 23 permanent supportive housing programs exits are omitted, the average LOS was 117 days.
 - Overall, street outreach and ES programs’ LOS were the shortest (76 and 84 days). PHS and TH length of stays were the longest (1,327 and 206 days).
 - By County, Oahu (155 days) and Hawaii (144 days) averaged the longest LOS, followed by Maui (99 days) and Kauai (44 days). Of note is that the average includes PSH projects, which heavily skew this statistic.
 - Emergency shelter LOS ranged from 44 days on Kauai to 155 days on Oahu. In June, emergency shelter LOS ranged from 72 days (Maui) to 144 days (Kauai).
- 4) Timeliness (entries and exits) during July 2019 (pp. 24-29)
 - Intake timeliness was 2.24 average days, a slight decrease compared to 2.45 average days in June.
 - 36 programs (highlighted in RED) averaged more than 3 days to enter intakes.
 - Exit timeliness increased to 3.38 average days compared to 2.68 days in June.
 - 42 programs (highlighted in RED) averaged more than 3 days to enter exits.

HMIS Census Report - July 2019
Oahu and Neighbor Islands - HIC Facilities

Summary of Monthly HMIS Shelter Census Counts

August 2018 - July 2019

Highlights indicate that corrections were made .
 Errors were found in the January reports.

HI-501 Oahu Census Summary

	Emerg	Trans	Total HUD Homeless	HIC Openings	PH	HIC Openings	Veterans ES/TH
August 31, 2018	1165	1117	2282	369	1100	238	234
September 30, 2018	1143	995	2138	242	1107	236	233
October 31, 2018	1009	785	1794	435	1102	224	158
November 30, 2018	981	801	1782	439	1100	226	162
December 31, 2018	1000	820	1820	402	1117	209	169
January 31, 2019	903	835	1738	492	1110	220	163
February 28, 2019	956	859	1815	442	1108	225	178
March 31, 2019	1048	862	1910	454	1096	310	179
April 30, 2019	1101	849	1950	424	1104	384	165
May 31, 2019	1158	867	2025	382	1090	397	174
June 30, 2019	1187	808	1995	383	1050	414	142
July 31, 2019	1251	728	1979	467	1075	400	155

HI-500 Balance of State Census Summary

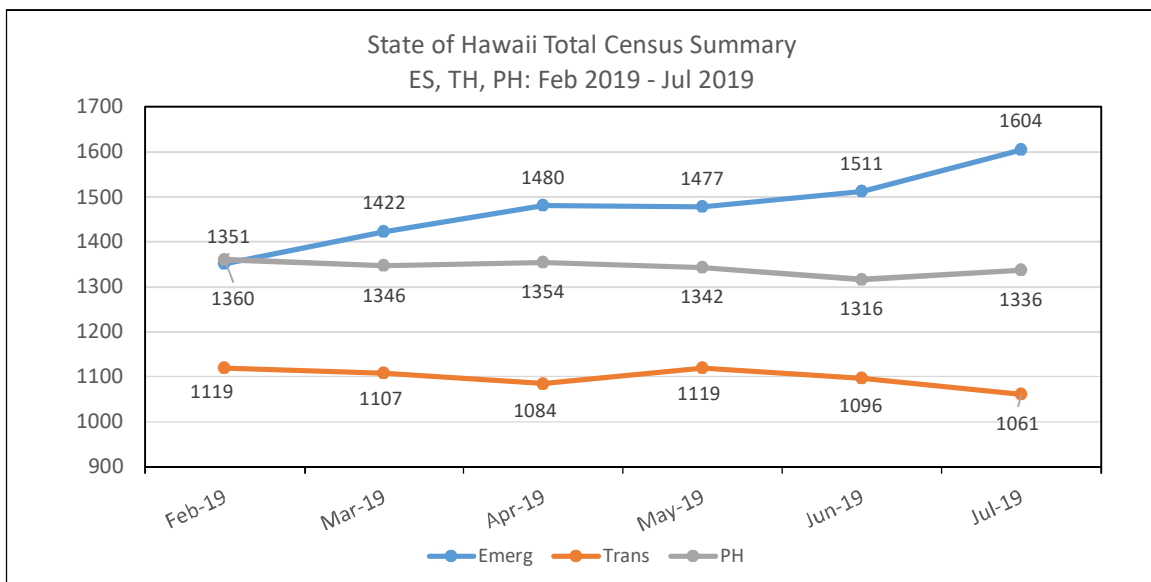
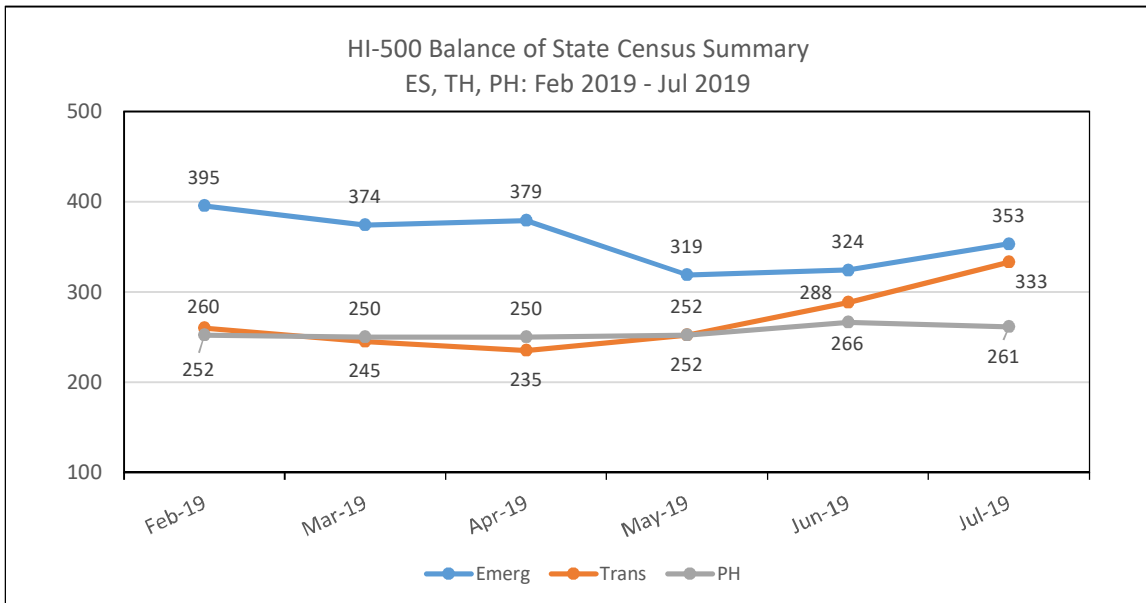
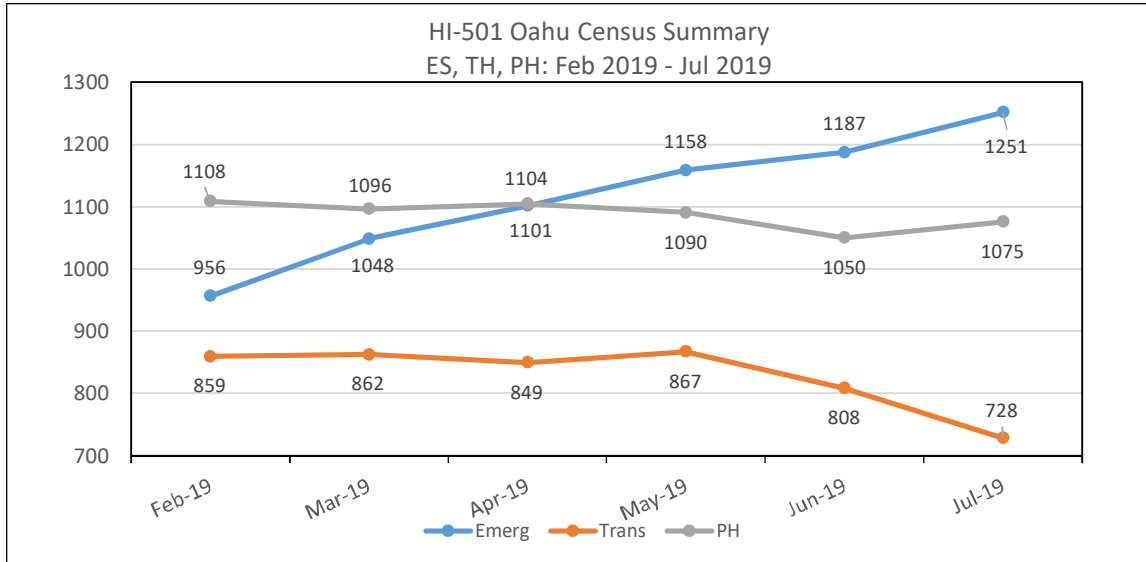
	Emerg	Trans	Total HUD Homeless	HIC Openings	PH	HIC Openings	Veterans ES/TH
August 31, 2018	557	186	743	105	335	113	26
September 30, 2018	547	188	735	101	327	121	28
October 31, 2018	423	201	624	131	266	180	26
November 30, 2018	441	260	701	75	260	188	24
December 31, 2018	415	257	672	89	251	199	21
January 31, 2019	385	261	646	100	251	202	23
February 28, 2019	395	260	655	96	252	170	28
March 31, 2019	374	245	619	128	250	172	25
April 30, 2019	379	235	614	126	250	195	22
May 31, 2019	319	252	571	198	252	217	25
June 30, 2019	324	288	612	179	266	206	26
July 31, 2019	353	333	686	147	261	217	28

State of Hawaii Total Census Summary

	Emerg	Trans	Total HUD Homeless	HIC Openings	PH	HIC Openings	Veterans ES/TH
August 31, 2018	1722	1303	3025	474	1435	351	260
September 30, 2018	1690	1183	2873	343	1434	357	261
October 31, 2018	1432	986	2418	566	1368	404	184
November 30, 2018	1422	1061	2483	514	1360	414	186
December 31, 2018	1415	1077	2492	491	1368	408	190
January 31, 2019	1288	1096	2384	592	1361	422	186
February 28, 2019	1351	1119	2470	538	1360	395	206
March 31, 2019	1422	1107	2529	582	1346	482	204
April 30, 2019	1480	1084	2564	550	1354	579	187
May 31, 2019	1477	1119	2596	580	1342	614	199
June 30, 2019	1511	1096	2607	562	1316	620	168
July 31, 2019	1604	1061	2665	614	1336	617	183

HMIS Census Report - July 2019 Oahu and Neighbor Islands - HIC Facilities

Summary of Monthly HMIS Shelter Census Counts



HMIS Census Report - July 2019
Oahu and Neighbor Islands - HIC Facilities

Proj. Type	Organization Name	Project Name	HIC Beds	Census on 7/31/19	% HIC Beds	Technical Openings	Veterans
ES	Child and Family Service	CFS - Honolulu Shelter	49	SP	NR	NR	SP
ES	Child and Family Service	CFS - Leeward Shelter	27	SP	NR	NR	SP
ES	Catholic Charities Hawaii	CCH - HPO Villages of Maili Family and Individual Assessment Ce	50	115	230%	0	0
ES	Catholic Charities Hawaii	CCH - HPO Kakaako Family Assessment Center	120	39	33%	81	0
ES	Family Promise of Hawaii	FPH - Honolulu Family Center	14	12	86%	2	0
ES	Family Promise of Hawaii	FPH - Windward Family Center	14	7	50%	7	0
ES	Hale Kipa Inc.	HKIPA - Boys Shelter BCP ES	8	0	0%	8	0
ES	Hale Kipa Inc.	HKIPA - Girls Shelter BCP ES	8	6	75%	2	0
ES	IHS Institute for Human Services	IHS - Behavioral Health ES	10	4	40%	6	1
ES	IHS Institute for Human Services	IHS - Hale Mauliola Program (Sand Island ES)	85	91	107%	0	7
ES	IHS Institute for Human Services	IHS - HPO Kaa`ahi Families ES	100	102	102%	0	1
ES	IHS Institute for Human Services	IHS - HPO Kaa`ahi Women's ES	68	66	97%	2	1
ES	IHS Institute for Human Services	IHS - HPO Queen's Medical Respite Kalihi Uka Recovery Home	8	6	75%	2	1
ES	IHS Institute for Human Services	IHS - HPO Queen's Medical Respite Tutu Bert's 1	12	7	58%	5	0
ES	IHS Institute for Human Services	IHS - HPO Queen's Medical Respite Tutu Bert's 2	10	7	70%	3	1
ES	IHS Institute for Human Services	IHS - HPO Sumner Men's ES	166	181	109%	0	38
ES	IHS Institute for Human Services	IHS - TBH Medical Respite (ES)	16	8	50%	8	1
ES	Kealahou West Oahu	KWO - HPO Onelau`ena Emergency Shelter	244	204	84%	40	5
ES	Residential Youth Services & Empowerme	RYSE	12	38	317%	0	0
ES	Parents and Children Together	PACT - Ohia Shelter	21	SP	NR	NR	SP
ES	Shelter of Wisdom	SOW - Great Joy 1	8	4	50%	4	0
ES	Shelter of Wisdom	SOW - Great Joy 2	9	8	89%	1	2
ES	Shelter of Wisdom	SOW - Great Joy 3	10	5	50%	5	0
ES	Shelter of Wisdom	SOW - Great Joy 4	6	6	100%	0	1
ES	Shelter of Wisdom	SOW - Hearts of Joy 2	13	12	92%	1	0
ES	Shelter of Wisdom	SOW - Streams of Joy 1	6	5	83%	1	0
ES	Shelter of Wisdom	SOW - Streams of Joy 2	10	15	150%	0	1
ES	U.S. Veterans Initiative	USVETS - BP Ewa HOPTEL	5	8	160%	0	8
ES	U.S. Veterans Initiative	USVETS - BP Pearl City HOPTEL	5	0	0%	5	0
ES	U.S. Veterans Initiative	USVETS - BP Pearl City Seniors HOPTEL	5	3	60%	2	3
ES	U.S. Veterans Initiative	USVETS - BP Respite Beds Barbers Point	10	5	50%	5	5
ES	U.S. Veterans Initiative	USVETS - WCC HOPTEL	5	2	40%	3	2
ES	U.S. Veterans Initiative	USVETS - WCC HPO Emergency Shelter	191	171	90%	20	9
ES	Waikiki Health Center	WH - HPO Next Step Emergency Shelter	135	114	84%	21	5
ES	Windward Spouse Abuse Shelter	WSAS - Hale Ola	18	SP	NR	NR	NR
	Subtotal Emergency Shelter		1363	1251	92%	234	92
TH	Alternative Structures Int't	ASI - Ohana Ola O Kahumana	222	194	87%	28	0
TH	Catholic Charities Hawaii	CCH - HPO Ma`ili Land Transitional Housing	54	49	91%	5	0
TH	Child and Family Service	CFS - Transitional Apartments (Honolulu and Leeward)	46	NR	NR	NR	NR
TH	Gregory House Programs	GHP - HOPWA Gregory House (Competitive TH)	15	15	100%	0	1
TH	Gregory House Programs	GHP - HPO Community Residential Program TH	11	8	73%	3	3
TH	Honolulu Community Action Prog	HCAP - HPO Kumuhonua	68	57	84%	11	2
TH	Hale Kipa Inc.	HKIPA - HPO Maka`aloa Men's TLP	4	2	50%	2	0
TH	Ho`omau Ke Ola	HKO - Lahilahi	10	7	70%	3	0
TH	Holomua Na`Ohana	HNO - HPO Weinberg Village Waimanalo	125	83	66%	42	0
TH	Housing Solutions Inc.	HSI - HPO Kulaokahua Apts (TH for the Elderly)	31	28	90%	3	4
TH	Housing Solutions Inc.	HSI - HPO Na Kolea Rooming House	64	43	67%	21	3
TH	Kealahou West Oahu	KWO - HPO Onemalu Transitional Housing	190	135	71%	55	2
TH	Parents and Children Together	PACT - Lehua	8	NR	NR	NR	NR
TH	The Salvation Army	SARMY - FSO Pathway of Hope Transitional Housing	24	10	42%	14	0
TH	The Salvation Army ATS	SARMY - Ka Ohu Hou O Manoa FTS	30	18	60%	12	0
TH	Steadfast Housing Dev Corp	SHDC - HPO Hale Ulu Pono TH	10	5	50%	5	1
TH	U.S. Veterans Initiative	USVETS - BP HPO GPD Bridge Housing	36	29	81%	7	3
TH	U.S. Veterans Initiative	USVETS - BP HPO GPD Clinical Treatment	12	11	92%	1	29
TH	U.S. Veterans Initiative	USVETS - BP SITH	3	3	100%	0	11
TH	U.S. Veterans Initiative	USVETS - WCC SITH	5	4	80%	1	4
TH	Windward Spouse Abuse Shelter	WSAS - Imua	1	NR	NR	NR	NR
TH	Women in Need	WIN - Bridge To Success Halawa TH	27	17	63%	10	0
TH	Women in Need	WIN - Family House Aiea TH	20	10	50%	10	0
	Subtotal Transitional Housing		965	728	75%	233	63
PSH	Alternative Structures Int't	ASI - Leeward CoC PSH	54	51	94%	3	0
PSH	Catholic Charities Hawaii	CCH - City HF Increment III	130	82	63%	48	5
PSH	Catholic Charities Hawaii	CCH - HPO Villages of Maili Bridge Housing	75	5	7%	70	1
PSH	Gregory House Programs	GHP - HOPWA Formula - PSH TBRA	33	29	88%	4	6
PSH	Gregory House Programs	GHP - HOPWA SPNS - Competitive PSH TBRA	48	40	83%	8	2
PSH	IHS Institute for Human Services	IHS - City FY15 Housing First PSH	177	139	79%	38	3
PSH	IHS Institute for Human Services	IHS - New PSH 2013 (CoC Funded)	34	16	47%	18	0

HMIS Census Report - July 2019
Oahu and Neighbor Islands - HIC Facilities

Proj. Type	Organization Name	Project Name	HIC Beds	Census on 7/31/19	% HIC Beds	Technical Openings	Veterans
PSH	IHS Institute for Human Services	IHS - SPC Home At Last 2010	94	88	94%	6	12
PSH	IHS Institute for Human Services	IHS - SPC Home Sweet Home II	18	12	67%	6	0
PSH	IHS Institute for Human Services	IHS - SPC No Place Like Home	18	11	61%	7	1
PSH	Kalihi-Palama Health Center	KPHC - New Beginnings S+C Program	181	160	88%	21	7
PSH	Mental Health Kokua	MHK - Safe Haven Permanent Supportive Housing	25	25	100%	0	2
PSH	Steadfast Housing Dev Corp	SHDC - Ekolu Group Homes Ahukini (Oahu)	5	4	80%	1	0
PSH	Steadfast Housing Dev Corp	SHDC - Ekolu Group Homes Kaukama (Oahu)	5	3	60%	2	0
PSH	Steadfast Housing Dev Corp	SHDC - Ekolu Group Homes Komo Mai (Oahu)	5	4	80%	1	0
PSH	Steadfast Housing Dev Corp	SHDC - Kalaeloa (Headway House) CoC Funded (Oahu)	40	22	55%	18	2
PSH	Steadfast Housing Dev Corp	SHDC - Oahu Shelter Plus Care Program	152	140	92%	12	5
PSH	U.S. Veterans Initiative	USVETS - BP HPO Housing First PSH	113	113	100%	0	37
PSH	U.S. Veterans Initiative	USVETS - BP Leeward PSH	116	18	16%	98	1
PSH	U.S. Veterans Initiative	USVETS - BP PH2 CHAMPS VET FAMILIES	30	29	97%	1	16
PSH	U.S. Veterans Initiative	USVETS - WCC Housing First Increment II (City)	122	84	69%	38	6
	Subtotal Permanent Housing		1475	1075	73%	400	106
RRH	ALEA Bridge	ALEA - ESG Rapid Rehousing	NA	6	NA	NA	0
RRH	Alternative Structures Int't	ASI - ESG Rapid Re-Housing	NA	28	NA	NA	0
RRH	Alternative Structures Int't	ASI - HPO RRH Rapid ReHousing	NA	53	NA	NA	0
RRH	Catholic Charities Hawaii	CCH - HPO HPP Rapid Re-housing	NA	92	NA	NA	0
RRH	Catholic Charities Hawaii	CCH - HPO SHEG Oahu Rapid Re-Housing	NA	48	NA	NA	1
RRH	Catholic Charities Hawaii	CCH - SSVF Priority 1 Rapid Rehousing	NA	16	NA	NA	16
RRH	Gregory House Programs	GHP - ESG Rapid Re-Housing	NA	26	NA	NA	0
RRH	Honolulu Community Action Prog	HCAP - HPO RRH Rapid Re-Housing	NA	78	NA	NA	4
RRH	IHS Institute for Human Services	IHS - ESG Rapid Re-housing	NA	115	NA	NA	3
RRH	IHS Institute for Human Services	IHS - HOMES Clean & Sober	NA	25	NA	NA	2
RRH	IHS Institute for Human Services	IHS - HPO HPP Rapid Re-housing	NA	135	NA	NA	0
RRH	IHS Institute for Human Services	IHS - HPO RRH Rapid Re-Housing	NA	34	NA	NA	0
RRH	IHS Institute for Human Services	IHS - New Youth Rapid Re-Housing 2016 (NYRRH 2016)	NA	38	NA	NA	2
RRH	Kalihi-Palama Health Center	KPHC - ESG Rapid Re-housing	NA	50	NA	NA	3
RRH	The Salvation Army	SARMY - HPO FSO RRH Rapid Re-Housing	NA	91	NA	NA	0
RRH	U.S. Veterans Initiative	USVETS - SSVF Priority 1 Rapid Re-housing	NA	119	NA	NA	99
RRH	U.S. Veterans Initiative	USVETS - WCC ESG Rapid Re-Housing 2017	NA	1	NA	NA	0
RRH	U.S. Veterans Initiative	USVETS - WCC ESG Rapid Re-Housing 2018	NA	23	NA	NA	0
RRH	U.S. Veterans Initiative	USVETS - WCC HPO RRH Rapid Re-Housing	NA	17	NA	NA	0
RRH	Waikiki Health	WH - HUD Youth Rapid Re-housing	NA	3	NA	NA	0
	Subtotal Rapid ReHousing			998	NA	NA	130
	Total Emergency+Transitional		2,328	1,979	85%	467	155
	Total Permanent		1,475	1,075	73%	400	106
	TOTAL		3,803	3,054	80%	867	261

HMIS Census Report - July 2019
Oahu and Neighbor Islands - HIC Facilities

Project Type	Organization Name	Project Name	HIC Beds	Census on 7/31/19	%HIC Beds	Technical Openings	Veterans
ES	Child and Family Service	CFS - Hale Ohana	16	SP	NR	NR	NR
ES	Child and Family Service	CFS - West Hawaii Domestic Abuse Shelter	10	SP	NR	NR	NR
ES	Family Life Center	FLC - HPO Ho'olanani	18	20	111%	0	0
ES	HOPE Services Hawaii	HOPE - HPO East Hawaii Emergency Mens Program ES	16	10	63%	6	1
ES	HOPE Services Hawaii	HOPE - HPO Kiheipua	44	26	59%	18	0
ES	HOPE Services Hawaii	HOPE - HPO West Hawaii Emergency Housing Program	31	24	77%	7	3
ES	HOPE Services Hawaii	HOPE - Sacred Hearts Emergency Shelter	15	10	67%	5	0
ES	Kauai Economic Opportunity	KEO - HPO Mana'olana Emergency	38	33	87%	5	0
ES	KHAKO, INC	KHAKO - HPO Central ES	165	105	64%	60	6
ES	KHAKO, INC	KHAKO - HPO Westside ES	112	87	78%	25	6
ES	Neighborhood Place of Puna	NPP - HPO Family Assessment Center at Hale Iki	30	30	100%	0	1
ES	USVETS	USVETS - BP Hilo HOPTTEL Program	5	5	100%	0	5
ES	USVETS	USVETS - BP Kauai HOPTTEL Program	5	3	60%	2	3
ES	Women Helping Women	WHW - Hale Lokomaikai	17	SP	NR	NR	NR
ES	YWCA of Kauai	YWCA - Family Violence Shelter	18	SP	NR	NR	NR
	Subtotal Emergency Shelters		479	353	74%	128	25
TH	Child and Family Service	CFS - Hale Kahua Pa'a	10	NR	NR	NR	NR
TH	Hawaii Affordable Properties, Inc.	HAP - Na Kahua Hale O Ulu Wini	80	85	106%	0	0
TH	Hawaii Island Home for Recovery, Inc.	HIHR - HPO Transitional Housing	16	15	94%	1	1
TH	HOPE Services Hawaii	HOPE - Kuleana House	6	0	0%	6	0
TH	HOPE Services Hawaii	HOPE - Wilder House	8	6	75%	2	0
TH	Kauai Economic Opportunity	KEO - HPO Komohana Group Home TH	6	6	100%	0	1
TH	Kauai Economic Opportunity	KEO - HPO Mana'olana Transitional Housing	24	19	79%	5	0
TH	Kauai Economic Opportunity	KEO - Kome Transitional Housing Program	7	6	86%	1	0
TH	Kauai Economic Opportunity	KEO - Lawehana Transitional Housing Program	9	9	100%	0	0
TH	KHAKO, INC	KHAKO - HPO Central TH	64	96	150%	0	0
TH	KHAKO, INC	KHAKO - HPO Westside TH	56	80	143%	0	1
TH	Women In Need	WIN - HPO Bridge To Success Kauai TH	15	11	73%	4	0
	Subtotal Transitional Housing		291	333	114%	19	3
PSH	Catholic Charities Hawaii	CCH - HPO NI Housing First (Kauai)	14	12	86%	2	0
PSH	Family Life Center	FLC - HPO NI Housing First	45	38	84%	7	3
PSH	Family Life Center	FLC - S+C 1	15	15	100%	0	0
PSH	Family Life Center	FLC - S+C 2	30	24	80%	6	3
PSH	Family Life Center	FLC - S+C 3	20	15	75%	5	1
PSH	Hawaii Island Home for Recovery, Inc.	HIHR - PSH 1	16	12	75%	4	0
PSH	Hawaii Island Home for Recovery, Inc.	HIHR - PSH 2	3	2	67%	1	0
PSH	Hawaii Island Home for Recovery, Inc.	HIHR - PSH 3	3	1	33%	2	0
PSH	Hawaii Island Home for Recovery, Inc.	HIHR - PSH 4	5	2	40%	3	0
PSH	HOPE Services Hawaii	HOPE - Continuum of Care II PSH	20	1	5%	19	0
PSH	HOPE Services Hawaii	HOPE - Hale Kikaha	23	2	9%	21	1
PSH	HOPE Services Hawaii	HOPE - HPO NI Housing First	125	65	52%	60	7
PSH	HOPE Services Hawaii	HOPE - Kukui S+C Program	111	32	29%	79	2
PSH	Kauai Economic Opportunity	KEO - Pa'a Hana PSH	4	2	50%	2	1
PSH	Maui AIDS Foundation	MAF - HOPWA Formula - PSH TBRA	20	20	NR	NR	1
PSH	Steadfast Housing Dev Corp	SHDC - Eha S+C (Maui)	26	27	104%	0	3
PSH	Steadfast Housing Dev Corp	SHDC - Kaahale CoC Funded (Kauai)	6	6	100%	0	0
PSH	Steadfast Housing Dev Corp	SHDC - Kaulana CoC Funded (Maui)	5	4	80%	1	0
PSH	Steadfast Housing Dev Corp	SHDC - Kulalani CoC Funded (Maui)	6	1	17%	5	0
PSH	Subtotal Permanent Supportive Housing		477	261	55%	217	21
RRH	Catholic Charities Hawaii	CCH - HPO RRH Rapid Re-Housing (Kauai)	NA	33	NA	NA	0
RRH	Catholic Charities Hawaii	CCH - HPO SHEG NI Rapid Rehousing	NA	29	NA	NA	2
RRH	Family Life Center	FLC - ESG Kauai Rapid Re-housing	NA	9	NA	NA	0
RRH	Family Life Center	FLC - ESG Maui Rapid Re-housing	NA	21	NA	NA	0
RRH	Family Life Center	FLC - HPO HPP Maui Rapid Re-housing	NA	15	NA	NA	0
RRH	Family Life Center	FLC - HPO RRH Rapid Re-Housing	NA	68	NA	NA	1
RRH	HOPE Services Hawaii	HOPE - ESG Rapid Re-housing	NA	8	NA	NA	0
RRH	HOPE Services Hawaii	HOPE - HPO HPP Rapid Re-housing	NA	50	NA	NA	0
RRH	HOPE Services Hawaii	HOPE - HPO RRH Rapid Re-Housing	NA	94	NA	NA	1
RRH	HOPE Services Hawaii	HOPE - New Start	NA	7	NA	NA	0
RRH	U.S. Veterans Initiative	USVETS - SSVF Priority 1 Rapid Re-housing	NA	56	NA	NA	32
	Subtotal Rapid ReHousing		NA	390	NA	NA	36
	Total Emergency+Transitional		770	686	89%	147	28
	Total Permanent		477	261	55%	217	21
	TOTAL		1,247	947	76%	364	49

Homeless Programs Office (HPO) Unit Utilization Analysis

Occupancy as of: 7/31/2019

Program Name	Program Type	HMIS Households Served	Total Number of Living Units Per Facilities Description	Utilization Rate
CCH - HPO Kakaako Family Assessment Center	ES	11	12	92%
CCH - HPO Villages of Maili Family and Individual Assessme	ES	48	78	62%
HOPE - Kiheipua	ES	12	15	80%
IHS - HPO Kaa`ahi Families ES	ES	36	25	144%
KHAKO - Central ES	ES	67	54	124%
KHAKO - Westside ES	ES	45	50	90%
KWO - Onelau`ena Emergency Shelter	ES	63	71	89%
NPP - HPO Family Assessment Center at Hale Iki	ES	8	9	89%
USVETS - WCC Emergency Shelter	ES	104	102	102%
WH - Next Step Emergency Shelter	ES	123	123	100%
ASI - Ohana Ola O Kahumana	TH	46	48	96%
CCH - Ma`ili Land Transitional Housing	TH	14	15	93%
GHP - Community Residential Program TH	TH	8	14	57%
HCAP - Kumuhonua	TH	49	58	84%
HIHR - Transitional Housing	TH	16	16	100%
HKIPA - Apana Women's Shelter TLP	TH	0	4	0%
HKIPA - Maka`aloa Men's TLP	TH	2	4	50%
HNO - Weinberg Village Waimanalo	TH	22	30	73%
HSI - Kulaokahua Apts (TH for the Elderly)	TH	27	29	93%
HSI - Na Kolea Rooming House (TH for Working Singles)	TH	45	64	70%
KEO - Komohana Group Home TH	TH	5	5	100%
KEO - Mana'olana Transitional Housing	TH	8	8	100%
KHAKO - Central TH	TH	42	58	72%
KHAKO - Westside TH	TH	35	40	88%
KWO - Onemalu Transitional Housing	TH	33	40	83%
SHDC - Hale Ulu Pono TH	TH	5	5	100%
USVETS - BP GPD Projects	TH	92	98	94%
WIN - Bridge To Success Halawa TH (formerly Waianae)	TH	17	5	340%
WIN - Bridge To Success Kauai TH	TH	7	9	78%
WIN - Family House Aiea TH	TH	10	8	125%
Totals		1000	1148	87%

HMIS Census Report - July 2019
Oahu and Neighbor Islands - HIC Facilities

Outreach Program Count

Active as of July 31, 2019

Programs	CoC	Active Count	# Veterans
FLC - HPO Maui Regions 1, 2, 3, 6 - Street Outreach	BOS	151	11
FLC - HPO Maui Regions 4, 5 - Street Outreach	BOS	65	4
HOPE - HPO Hawaii Regions 1, 8, 9, 10 - Street Outreach	BOS	41	2
HOPE - HPO Hawaii Regions 2, 3, 4, 5, 6, 7 - Street Outreach	BOS	54	1
HOPE - PATH Street Outreach Program	BOS	30	2
KEO - HPO Kauai All Regions - Street Outreach	BOS	74	2
LASH - SSVF Legal Services Program	BOS	5	0
SARMY - Maui Homeless Outreach Program	BOS	6	0
ALEA - Street Outreach Program	Oahu	41	3
HHHRC - Outreach	Oahu	3	0
HNP - Hale Na`au Pono AMHD Street Outreach Program	Oahu	1	0
IHS - HPO Oahu Region 1 - Street Outreach	Oahu	3	0
IHS - HPO Oahu Region 2 - Street Outreach	Oahu	79	11
IHS - HPO Oahu Region 4 - Street Outreach	Oahu	81	5
IHS - HPO Oahu Region 6 - Street Outreach	Oahu	1	0
KPHC - HPO Oahu Region 1 - Street Outreach	Oahu	11	1
KPHC - HPO Oahu Region 6 - Street Outreach	Oahu	1	0
KPHC - PATH Street Outreach Program	Oahu	20	1
KWO - HPO Oahu Region 7 - Street Outreach	Oahu	210	8
LASH - SSVF Legal Services Program	Oahu	5	5
MHK - Oahu Activity Center Homeless Outreach Program	Oahu	22	0
MHK - PATH Street Outreach Program	Oahu	1	0
USVETS - BP HPO Oahu Region 3 - Street Outreach	Oahu	25	2
USVETS - BP HPO Oahu Region 5 - Street Outreach	Oahu	9	0
WCCHC - Homeless Outreach Program	Oahu	102	3
TOTAL BY CONTINUUM	Oahu	615	39
TOTAL BY CONTINUUM	BOS	426	22
TOTAL STATEWIDE		1,041	61

Outreach Program Summary	Oahu	BOS	State
August 31, 2018	1,094	684	1,778
September 30, 2018	1,066	602	1,668
October 31, 2018	933	528	1,461
November 30, 2018	1,004	536	1,540
December 31, 2018	1,087	514	1,601
January 31, 2019	710	259	969
February 28, 2019	840	304	1,144
March 31, 2019	768	355	1,123
April 30, 2019	722	402	1,124
May 31, 2019	729	407	1,136
June 30, 2019	771	428	1,199
July 31, 2019	615	426	1,041

Consent to Share Data - VI SPDAT Assessments July 2019

HMIS ORGANIZATION - HI 500	No	Yes	Grand Total	% Consent
Catholic Charities Hawaii	0	3	3	100%
Family Life Center	0	15	15	100%
Hawaii Affordable Properties, Inc.	0	1	1	100%
Hawaii Island Home for Recovery	0	4	4	100%
HOPE Services Hawaii, Inc.	1	62	63	98%
Ka Hale A Ke Ola, Inc	0	46	46	100%
Kauai Economic Opportunity	0	11	11	100%
Neighborhood Place of Kona/Friends of the Future	0	4	4	100%
Neighborhood Place of Puna	1	5	6	83%
Women In Need	0	2	2	100%
	2	153	155	99%

Consent to Share Data - VI SPDAT Assessments July 2019

HMIS ORGANIZATION - HI 501	No	Yes	Grand Total	% Consent
ALEA Bridge	0	12	12	100%
Alternative Structures International	0	1	1	100%
CARE Hawaii	0	1	1	100%
Catholic Charities Hawaii	5	9	14	64%
Department of Veterans Affairs	0	16	16	100%
Family Promise of Hawaii	0	5	5	100%
Gregory House Programs	0	1	1	100%
Hale Kipa	0	4	4	100%
Hawaii Health & Harm Reduction Center	0	1	1	100%
Honolulu Community Action Program	2	1	3	33%
Housing Solutions, Inc.	0	4	4	100%
Institute for Human Services	8	43	51	84%
Kalihi Palama Health Center	0	4	4	100%
Kealahou West Oahu	2	35	37	95%
Koolauloa Health Center	0	5	5	100%
Mental Health Kokua	0	9	9	100%
North Shore Mental Health	0	5	5	100%
Queens's Medical Center	1	8	9	89%
Residential Youth Services & Empowerment	0	9	9	100%
Shelter of Wisdom	0	11	11	100%
USVETS	0	37	37	100%
Waianae Coast Comprehensive Health Center	0	2	2	100%
Waikiki Health	0	16	16	100%
Women In Need	0	8	8	100%
	18	247	265	93%

Summary	Oct-18	Nov-18	Dec-18	Jan-19	Feb-19	Mar-19	Apr-19	May-19	Jun-19	Jul-19
% Consent - HI 500	93%	96%	93%	96%	97%	98%	100%	95%	98%	99%
% Consent - HI 501	92%	91%	89%	92%	94%	94%	93%	93%	93%	93%
State Summary	92%	92%	90%	93%	95%	95%	95%	94%	95%	95%

Consent to Share Data - Statewide BNL Reports as of 08/03/2019

Statewide Consent Summary by CES Program

CES Program	No	Yes	TOTAL	% Shared
Oahu Family	59	418	477	88%
Oahu Singles	8	1255	1263	99%
Hawaii Family	1	66	67	99%
Hawaii Singles	2	160	162	99%
Kauai Family	0	17	17	100%
Kauai Singles	0	55	55	100%
Maui Family	1	68	69	99%
Maui Singles	0	172	172	100%
TOTAL	71	2211	2282	97%

Oahu	96%
Hawaii	99%
Kauai	100%
Maui	100%

Oahu Consent Summary by Priority Group

Family CES				
	No	Yes	TOTAL	% Shared
PSH P1	0	13	13	100%
PSH P2	4	36	40	90%
PSH P3	8	48	56	86%
PSH P4	12	75	87	86%
PSH P5	7	72	79	91%
RRH P1	1	32	33	97%
RRH P2	13	46	59	78%
RRH P3	11	80	91	88%
TH P3	1	7	8	88%
TH P4	1	2	3	67%
TH P5	0	0	0	N/A
TH P6	1	7	8	88%
TOTAL	59	418	477	88%

Singles CES				
	No	Yes	TOTAL	% Shared
PSH P1	1	157	158	99%
PSH P2	1	157	158	99%
PSH P3	0	165	165	100%
PSH P4	2	227	229	99%
PSH P5	0	50	50	100%
RRH P1	1	133	134	99%
RRH P2	2	152	154	99%
RRH P3	0	126	126	100%
TH P3	0	46	46	100%
TH P4	0	20	20	100%
TH P5	1	22	23	96%
TH P6	0	0	0	N/A
TOTAL	8	1255	1263	99%

Hawaii Consent Summary by Priority Group

Family CES				
	No	Yes	TOTAL	% Shared
PSH	0	1	1	N/A
RRH	1	24	25	96%
TH	0	41	41	100%
TOTAL	1	66	67	99%

Singles CES				
	No	Yes	TOTAL	% Shared
PSH	0	12	12	100%
RRH	1	84	85	99%
TH	1	46	47	98%
TOTAL	2	160	162	99%

Kauai Consent Summary by Priority Group

Family CES				
	No	Yes	TOTAL	% Shared
PSH	0	0	0	N/A
RRH	0	4	4	100%
TH	0	13	13	100%
TOTAL	0	17	17	100%

Singles CES				
	No	Yes	TOTAL	% Shared
PSH	0	2	2	100%
RRH	0	19	19	100%
TH	0	34	34	100%
TOTAL	0	55	55	100%

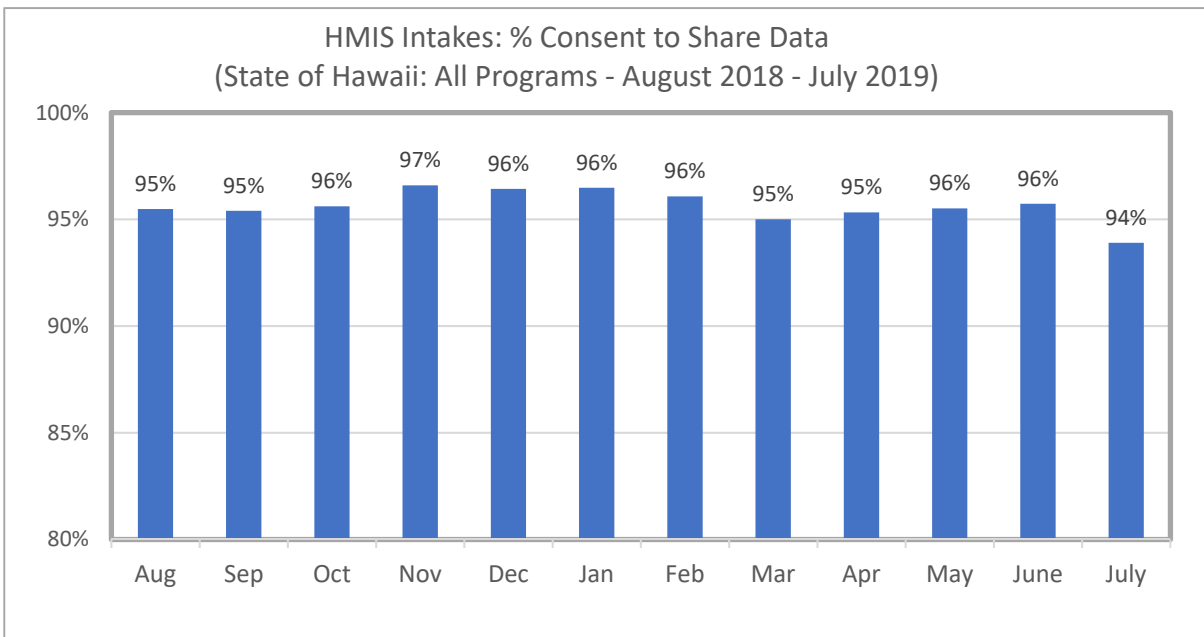
Maui Consent Summary by Priority Group

Family CES				
	No	Yes	TOTAL	% Shared
PSH	0	2	2	100%
RRH	1	29	30	97%
TH	0	37	37	100%
TOTAL	1	68	69	99%

Singles CES				
	No	Yes	TOTAL	% Shared
PSH	0	21	21	100%
RRH	0	74	74	100%
TH	0	77	77	100%
TOTAL	0	172	172	100%

**Consent to Share Data by Program Type
Adult Intakes During July 2019**

Program Types	No	Yes	Grand Total	% Consent
Emergency Shelter (ES)	26	353	379	93%
Homelessness Prevention	6	151	157	96%
PH - Permanent Supportive Housing	4	32	36	89%
PH - Rapid Re-Housing	3	94	97	97%
Safe Haven (SH)		8	8	100%
Services Only	1	32	33	97%
Street Outreach	21	238	259	92%
Transitional Housing (TH)	3	77	80	96%
Grand Total	64	985	1,049	94%



**Consent to Share Data by Organization and Program
Adult Intakes During July 2019**

Organization/Program	No	Yes	Grand Total	% Consent
ALEA Bridge		12	12	100%
ALEA - Street Outreach Program		12	12	100%
Alternative Structures International		3	3	100%
ASI - HPO Ohana Ola O Kahumana		2	2	100%
ASI - HPO RRH Rapid ReHousing		1	1	100%
Catholic Charities Hawaii	7	112	119	94%
CCH - City HF Increment III	2	12	14	86%
CCH - HPO HPP Homeless Prevention	1	15	16	94%
CCH - HPO HPP Rapid Re-housing	2	17	19	89%
CCH - HPO Kakaako Family Assessment Center		4	4	100%
CCH - HPO SHEG NI Homelessness Prevention	1	12	13	92%
CCH - HPO SHEG NI Rapid Rehousing		3	3	100%
CCH - HPO SHEG Oahu Homelessness Prevention		12	12	100%

Consent to Share Data by Organization and Program
Adult Intakes During July 2019

Organization/Program	No	Yes	Grand Total	% Consent
CCH - HPO SHEG Oahu Rapid Re-Housing		7	7	100%
CCH - HPO Villages of Maili Bridge Housing		1	1	100%
CCH - HPO Villages of Maili Family and Individual Assessment Center	1	26	27	96%
CCH - SSVF Priority 1 Rapid Rehousing		3	3	100%
Family Life Center	3	74	77	96%
FLC - HPO Ho'olanani		4	4	100%
FLC - HPO Maui Regions 1, 2, 3, 6 - Street Outreach	3	31	34	91%
FLC - HPO Maui Regions 4, 5 - Street Outreach		13	13	100%
FLC - HPO RRH Homeless Prevention		9	9	100%
FLC - HPO RRH Rapid Re-Housing		5	5	100%
FLC - S+C 1		4	4	100%
FLC - ESG Kauai Rapid Re-housing		1	1	100%
FLC - ESG Maui Homelessness Prevention		2	2	100%
FLC - HPO HPP Maui Homelessness Prevention		5	5	100%
Family Promise of Hawaii		6	6	100%
FPH - Honolulu Family Center		4	4	100%
FPH - Windward Family Center		2	2	100%
Gregory House Programs	2	26	28	93%
GHP - ESG Homeless Prevention		21	21	100%
GHP - ESG Rapid Re-Housing		2	2	100%
GHP - HOPWA Gregory House (Competitive TH)	1	1	2	50%
GHP - HPO Community Residential Program TH		2	2	100%
GHP - HOPWA SPNS - Competitive PSH TBRA	1		1	0%
Hale Kipa	1		1	0%
HKIPA - HPO Maka'aloa Men's TLP	1		1	0%
Hawaii Affordable Properties, Inc.		2	2	100%
HAP - Na Kahua Hale O Ulu Wini		2	2	100%
Hawaii Health & Harm Reduction Center		2	2	100%
HHHRC - Outreach		2	2	100%
Holomua Na Ohana		2	2	100%
HNO - HPO Weinberg Village Waimanalo		2	2	100%
Honolulu Community Action Program		9	9	100%
HCAP - HPO Kumuhonua		1	1	100%
HCAP - HPO RRH Homeless Prevention		2	2	100%
HCAP - HPO RRH Rapid Re-Housing		6	6	100%
HOPE Services Hawaii, Inc.		70	70	100%
HOPE - HPO East Hawaii Emergency Mens Program ES		1	1	100%
HOPE - HPO Hawaii Regions 1, 8, 9, 10 - Street Outreach		8	8	100%
HOPE - HPO Hawaii Regions 2, 3, 4, 5, 6, 7 - Street Outreach		15	15	100%
HOPE - HPO Kiheipua		5	5	100%
HOPE - HPO NI Housing First		1	1	100%
HOPE - HPO RRH Homeless Prevention		11	11	100%
HOPE - HPO RRH Rapid Re-Housing		3	3	100%
HOPE - HPO West Hawaii Emergency Housing Program		6	6	100%
HOPE - PATH Street Outreach Program		8	8	100%
HOPE - ESG Homelessness Prevention		1	1	100%

Consent to Share Data by Organization and Program
Adult Intakes During July 2019

Organization/Program	No	Yes	Grand Total	% Consent
HOPE - Sacred Hearts Emergency Shelter		6	6	100%
HOPE - Kuleana House		4	4	100%
HOPE - Continuum of Care II PSH		1	1	100%
Housing Solutions, Inc.		4	4	100%
HSI - HPO Kulaokahua Apts (TH for the Elderly)		4	4	100%
Institute for Human Services	27	216	243	89%
IHS - Behavioral Health ES	1	4	5	80%
IHS - ESG Rapid Re-housing		5	5	100%
IHS - Hale Mauiola Program (Sand Island ES)		15	15	100%
IHS - HPO Kaa`ahi Families ES	4	13	17	76%
IHS - HPO HPP Homelessness Prevention	1	19	20	95%
IHS - HPO HPP Rapid Re-housing		10	10	100%
IHS - HPO Kaa`ahi Women's ES	1	23	24	96%
IHS - HPO Oahu Region 2 - Street Outreach	3	24	27	89%
IHS - HPO Oahu Region 4 - Street Outreach		11	11	100%
IHS - HPO Queen's Medical Respite Kalihi Uka Recovery Home		3	3	100%
IHS - HPO Queen's Medical Respite Tutu Bert's 1		3	3	100%
IHS - HPO Queen's Medical Respite Tutu Bert's 2	3	2	5	40%
IHS - HPO RRH Homeless Prevention		19	19	100%
IHS - HPO Sumner Men's ES	13	57	70	81%
IHS - TBH Medical Respite (ES)		6	6	100%
IHS - AMHD Street Outreach Program		1	1	100%
IHS - City FY15 Housing First PSH	1	1	2	50%
Ka Hale A Ke Ola, Inc		95	95	100%
KHAKO - HPO Central ES		30	30	100%
KHAKO - HPO Central TH		27	27	100%
KHAKO - HPO Westside ES		26	26	100%
KHAKO - HPO Westside TH		7	7	100%
KHAKO - Pu'uhonua Drop-in Center		5	5	100%
Kalihi Palama Health Center	2	13	15	87%
KPHC - ESG Homelessness Prevention	2	7	9	78%
KPHC - HPO Oahu Region 1 - Street Outreach		3	3	100%
KPHC - PATH Street Outreach Program		2	2	100%
KPHC - HPO Oahu Region 6 - Street Outreach		1	1	100%
Kauai Economic Opportunity		19	19	100%
KEO - HPO Kauai All Regions - Street Outreach		13	13	100%
KEO - HPO Mana'olana Emergency		3	3	100%
KEO - HPO Mana'olana Transitional Housing		1	1	100%
KEO - HPO Komohana Group Home TH		2	2	100%
Kealahou West Oahu	2	68	70	97%
KWO - HPO Oahu Region 7 - Street Outreach	1	57	58	98%
KWO - HPO Onelau`ena Emergency Shelter		10	10	100%
KWO - HPO Onemalu Transitional Housing	1	1	2	50%
Legal Aid Society of Hawaii	1	27	28	96%
LASH - HPO Legal Services Program	1	23	24	96%
LASH - SSVF Legal Services Program		4	4	100%

**Consent to Share Data by Organization and Program
Adult Intakes During July 2019**

Organization/Program	No	Yes	Grand Total	% Consent
Mental Health Kokua	1	11	12	92%
MHK - Oahu Activity Center Homeless Outreach Program	1	5	6	83%
MHK - Punawai Rest Stop		4	4	100%
MHK - Safe Haven Permanent Supportive Housing		1	1	100%
MHK - PATH Street Outreach Program		1	1	100%
Neighborhood Place of Puna	2	4	6	67%
NPP - HPO Family Assessment Center at Hale Iki	2	4	6	67%
Residential Youth Services & Empowerment		17	17	100%
RYSE		17	17	100%
Salvation Army FSO		4	4	100%
SARMY - HPO FSO RRH Rapid Re-Housing		2	2	100%
SARMY - HPO FSO RRH Homeless Prevention		2	2	100%
Salvation Army FTS		1	1	100%
SARMY - Ka Ohu Hou O Manoa FTS		1	1	100%
Shelter of Wisdom		7	7	100%
SOW - Great Joy 4		1	1	100%
SOW - Great Joy 2		3	3	100%
SOW - Hearts of Joy 2		1	1	100%
SOW - Great Joy 3		1	1	100%
SOW - Streams of Joy 2		1	1	100%
Steadfast Housing Development Corporation		10	10	100%
SHDC - Kaahale CoC Funded (Kauai)		1	1	100%
SHDC - Oahu Shelter Plus Care Program		9	9	100%
USVETS	3	118	121	98%
USVETS - BP Ewa HOPTel		9	9	100%
USVETS - BP HPO GPD Bridge Housing		9	9	100%
USVETS - BP HPO GPD Clinical Treatment		3	3	100%
USVETS - BP HPO GPD Low Demand		8	8	100%
USVETS - BP HPO Housing First PSH		1	1	100%
USVETS - BP HPO Oahu Region 3 - Street Outreach		7	7	100%
USVETS - BP HPO Oahu Region 5 - Street Outreach		4	4	100%
USVETS - BP Respite Beds Barbers Point		1	1	100%
USVETS - SSVF Priority 1 Homeless Prevention	1	8	9	89%
USVETS - SSVF Priority 1 Rapid Re-housing	1	21	22	95%
USVETS - WCC HPO Emergency Shelter	1	33	34	97%
USVETS - WCC HPO RRH Homeless Prevention		6	6	100%
USVETS - WCC HPO RRH Rapid Re-Housing		8	8	100%
Waianae Coast Comprehensive Health Center	13	16	29	55%
WCCHC - Homeless Outreach Program	13	16	29	55%
Waikiki Health		29	29	100%
WH - HPO Next Step Emergency Shelter		29	29	100%
Women In Need		8	8	100%
WIN - HPO Bridge To Success Halawa TH		5	5	100%
WIN - HPO Family House Aiea TH		3	3	100%
Grand Total	64	985	1049	94%

Consent to Share Data by Program Type

Active Adults During July 2019

Program Types	No	Yes	Grand Total	% Consent
Emergency Shelter (ES)	56	1,364	1,420	96%
Transitional Housing (TH)	25	647	672	96%
Homelessness Prevention	67	881	948	93%
Street Outreach	103	978	1,081	90%
PH - Rapid Re-Housing	31	895	926	97%
PH - Permanent Supportive Housing (disability required for entry)	374	829	1,203	69%
Services Only	12	253	265	95%
Safe Haven (SH)		36	36	100%
Grand Total	668	5,883	6,551	90%

Consent to Share Data by Organization and Program

Active Adults During July 2019

Organization/Program	No	Yes	Grand Total	% Consent
ALEA Bridge		46	46	100%
ALEA - Street Outreach Program		42	42	100%
ALEA - ESG Rapid Rehousing		4	4	100%
Alternative Structures International	12	149	161	93%
ASI - HPO RRH Homeless Prevention	4	27	31	87%
ASI - Leeward CoC PSH		29	29	100%
ASI - ESG Rapid Re-Housing	1	11	12	92%
ASI - HPO RRH Rapid ReHousing		20	20	100%
ASI - HPO Ohana Ola O Kahumana	7	62	69	90%
Catholic Charities Hawaii	21	538	559	96%
CCH - HPO NI Housing First (Kauai)		9	9	100%
CCH - HPO RRH Homeless Prevention (Kauai)		10	10	100%
CCH - HPO RRH Rapid Re-Housing (Kauai)	2	14	16	88%
CCH - SSVF Priority 1 Homeless Prevention		4	4	100%
CCH - SSVF Priority 1 Rapid Rehousing		19	19	100%
CCH - City HF Increment III	6	48	54	89%
CCH - HPO SHEG Oahu Homelessness Prevention	1	67	68	99%
CCH - HPO SHEG NI Rapid Rehousing	2	17	19	89%
CCH - HPO HPP Homeless Prevention	4	89	93	96%
CCH - HPO HPP Rapid Re-housing	2	40	42	95%
CCH - HPO SHEG NI Homelessness Prevention	2	58	60	97%
CCH - HPO SHEG Oahu Rapid Re-Housing		31	31	100%
CCH - HPO Villages of Maili Family and Individual Assessment Center	1	82	83	99%
CCH - HPO Ma'ili Land Transitional Housing		22	22	100%
CCH - HPO Kakaako Family Assessment Center	1	23	24	96%
CCH - HPO Villages of Maili Bridge Housing		5	5	100%
Family Life Center	16	433	449	96%
FLC - ESG Kauai Rapid Re-housing		6	6	100%
FLC - ESG Maui Rapid Re-housing		15	15	100%
FLC - HPO NI Housing First		36	36	100%
FLC - HPO RRH Rapid Re-Housing		46	46	100%
FLC - S+C 1		14	14	100%
FLC - S+C 2		18	18	100%
FLC - S+C 3		7	7	100%
FLC - HPO RRH Homeless Prevention		28	28	100%
FLC - ESG Maui Homelessness Prevention		12	12	100%

Consent to Share Data by Organization and Program

Active Adults During July 2019

Organization/Program	No	Yes	Grand Total	% Consent
FLC - HPO Maui Regions 1, 2, 3, 6 - Street Outreach	15	154	169	91%
FLC - HPO Ho'olanani		17	17	100%
FLC - HPO Maui Regions 4, 5 - Street Outreach	1	59	60	98%
FLC - HPO HPP Maui Homelessness Prevention		15	15	100%
FLC - HPO HPP Maui Rapid Re-housing		6	6	100%
Family Promise of Hawaii		15	15	100%
FPH - Honolulu Family Center		11	11	100%
FPH - Windward Family Center		4	4	100%
Gregory House Programs	47	108	155	70%
GHP - ESG Homeless Prevention		46	46	100%
GHP - ESG Rapid Re-Housing		22	22	100%
GHP - HOPWA Formula - PSH TBRA	15	11	26	42%
GHP - HOPWA Gregory House (Competitive TH)	6	9	15	60%
GHP - HOPWA SPNS - Competitive PSH TBRA	26	10	36	28%
GHP - HPO Community Residential Program TH		10	10	100%
Hale Kipa	1	4	5	80%
HKIPA/WH - YO!		2	2	100%
HKIPA - HPO Maka'aloa Men's TLP	1	1	2	50%
HKIPA - Girls Shelter BCP ES		1	1	100%
Hale Na`au Pono (Wai`anae Coast Community MHC)		1	1	100%
HNP - Hale Na`au Pono AMHD Street Outreach Program		1	1	100%
Hawaii Affordable Properties, Inc.		39	39	100%
HAP - Na Kahua Hale O Ulu Wini		39	39	100%
Hawaii Health & Harm Reduction Center		3	3	100%
HHHRC - Outreach		3	3	100%
Hawaii Island Home for Recovery	3	29	32	91%
HIHR - PSH 1	3	9	12	75%
HIHR - PSH 2		2	2	100%
HIHR - PSH 3		1	1	100%
HIHR - PSH 4		2	2	100%
HIHR - HPO Transitional Housing		15	15	100%
Holomua Na Ohana	2	31	33	94%
HNO - HPO Weinberg Village Waimanalo	2	31	33	94%
Honolulu Community Action Program	12	182	194	94%
HCAP - HPO RRH Homeless Prevention	11	56	67	84%
HCAP - HPO RRH Rapid Re-Housing		68	68	100%
HCAP - HPO Kumuhonua	1	58	59	98%
Ho'omau Ke Ola		7	7	100%
HKO - Lahilahi		7	7	100%
HOPE Services Hawaii, Inc.	11	403	414	97%
HOPE - ESG Homelessness Prevention		2	2	100%
HOPE - ESG Rapid Re-housing		10	10	100%
HOPE - HPO NI Housing First		53	53	100%
HOPE - HPO RRH Homeless Prevention	7	62	69	90%
HOPE - HPO RRH Rapid Re-Housing		38	38	100%
HOPE - Kukui S+C Program	1	30	31	97%
HOPE - New Start		4	4	100%
HOPE - PATH Street Outreach Program		27	27	100%
HOPE - HPO Hawaii Regions 2, 3, 4, 5, 6, 7 - Street Outreach		52	52	100%

Consent to Share Data by Organization and Program

Active Adults During July 2019

Organization/Program	No	Yes	Grand Total	% Consent
HOPE - HPO Hawaii Regions 1, 8, 9, 10 - Street Outreach	1	33	34	97%
HOPE - HPO East Hawaii Emergency Mens Program ES		10	10	100%
HOPE - HPO HPP Rapid Re-housing	1	22	23	96%
HOPE - HPO West Hawaii Emergency Housing Program		25	25	100%
HOPE - HPO Kiheipua	1	14	15	93%
HOPE - HPO HPP Homelessness Prevention		4	4	100%
HOPE - Hale Kikaha		1	1	100%
HOPE - Sacred Hearts Emergency Shelter		11	11	100%
HOPE - Kuleana House		4	4	100%
HOPE - Continuum of Care II PSH		1	1	100%
Housing Solutions, Inc.		82	82	100%
HSI - HPO Kulaokahua Apts (TH for the Elderly)		31	31	100%
HSI - HPO Na Kolea Rooming House		51	51	100%
Institute for Human Services	173	1278	1451	88%
IHS - Behavioral Health ES	1	7	8	88%
IHS - City FY15 Housing First PSH	18	101	119	85%
IHS - ESG Homelessness Prevention	11	33	44	75%
IHS - ESG Rapid Re-housing	2	86	88	98%
IHS - Hale Mauliola Program (Sand Island ES)	3	109	112	97%
IHS - HOMES Clean & Sober	2	23	25	92%
IHS - HPO RRH Homeless Prevention		35	35	100%
IHS - HPO RRH Rapid Re-Housing	1	32	33	97%
IHS - New PSH 2013 (CoC Funded)	6	10	16	63%
IHS - New Youth Rapid Re-Housing 2016 (NYRRH 2016)	1	33	34	97%
IHS - SPC Home At Last 2010	56	32	88	36%
IHS - SPC Home Sweet Home II	2	9	11	82%
IHS - SPC No Place Like Home	5	6	11	55%
IHS - TBH Medical Respite (ES)		17	17	100%
IHS - HPO Sumner Men's ES	15	188	203	93%
IHS - HPO Oahu Region 4 - Street Outreach	5	88	93	95%
IHS - HPO Kaa`ahi Women's ES	2	83	85	98%
IHS - HPO Oahu Region 1 - Street Outreach		5	5	100%
IHS - HPO HPP Rapid Re-housing	7	59	66	89%
IHS - HPO Oahu Region 2 - Street Outreach	13	90	103	87%
IHS - HPO HPP Homelessness Prevention	9	161	170	95%
IHS - HPO Kaa`ahi Families ES	9	47	56	84%
IHS - HPO Oahu Region 6 - Street Outreach		1	1	100%
IHS - HPO Queen's Medical Respite Tutu Bert's 1	1	9	10	90%
IHS - HPO Queen's Medical Respite Tutu Bert's 2	4	6	10	60%
IHS - HPO Queen's Medical Respite Kalihi Uka Recovery Home		7	7	100%
IHS - AMHD Street Outreach Program		1	1	100%
Ka Hale A Ke Ola, Inc		271	271	100%
KHAKO - HPO Westside ES		67	67	100%
KHAKO - HPO Central ES		86	86	100%
KHAKO - HPO Central TH		59	59	100%
KHAKO - HPO Westside TH		53	53	100%
KHAKO - Pu'uhonua Drop-in Center		6	6	100%

Consent to Share Data by Organization and Program

Active Adults During July 2019

Organization/Program	No	Yes	Grand Total	% Consent
Kalihi Palama Health Center	119	186	305	61%
KPHC - ESG Homelessness Prevention	7	70	77	91%
KPHC - ESG Rapid Re-housing	3	29	32	91%
KPHC - New Beginnings S+C Program	109	42	151	28%
KPHC - PATH Street Outreach Program		27	27	100%
KPHC - HPO Oahu Region 1 - Street Outreach		15	15	100%
KPHC - HPO Oahu Region 6 - Street Outreach		3	3	100%
Kauai Economic Opportunity	5	108	113	96%
KEO - Pa`a Hana PSH	2		2	0%
KEO - Lawehana Transitional Housing Program		4	4	100%
KEO - HPO Kauai All Regions - Street Outreach	1	63	64	98%
KEO - HPO Mana'olana Emergency	2	24	26	92%
KEO - HPO Mana'olana Transitional Housing		9	9	100%
KEO - HPO Komohana Group Home TH		6	6	100%
KEO - Kome Transitional Housing Program		2	2	100%
Kealahou West Oahu	18	303	321	94%
KWO - HPO Onelau`ena Emergency Shelter	6	104	110	95%
KWO - HPO Oahu Region 7 - Street Outreach	7	145	152	95%
KWO - HPO Onemalu Transitional Housing	5	54	59	92%
Legal Aid Society of Hawaii	8	212	220	96%
LASH - HPO Legal Services Program	8	206	214	96%
LASH - SSVF Legal Services Program		6	6	100%
Maui AIDS Foundation	22		22	0%
MAF - HOPWA Formula - PSH TBRA	18		18	0%
MAF - HOPWA Formula STRMU	4		4	0%
Maui Youth Family Services	2		2	0%
MYFS - BCP Homeless Prevention Program	2		2	0%
Mental Health Kokua	4	80	84	95%
MHK - Oahu Activity Center Homeless Outreach Program	2	31	33	94%
MHK - Safe Haven Permanent Supportive Housing	2	24	26	92%
MHK - PATH Street Outreach Program		9	9	100%
MHK - Punawai Rest Stop		16	16	100%
Neighborhood Place of Puna	3	14	17	82%
NPP - HPO Family Assessment Center at Hale Iki	3	14	17	82%
Queens's Medical Center	4	25	29	86%
QMC - HPO Emergency Department	4	25	29	86%
Residential Youth Services & Empowerment		41	41	100%
RYSE		41	41	100%
Salvation Army FSO	3	107	110	97%
SARMY - FSO Pathway of Hope Transitional Housing		5	5	100%
SARMY - HPO FSO RRH Rapid Re-Housing	3	58	61	95%
SARMY - HPO FSO RRH Homeless Prevention		44	44	100%
Salvation Army FTS	2	10	12	83%
SARMY - Ka Ohu Hou O Manoa FTS	2	10	12	83%
Salvation Army Maui	4	2	6	33%
SARMY - Maui Homeless Outreach Program	4	2	6	33%
Shelter of Wisdom	3	56	59	95%
SOW - Great Joy 1		4	4	100%
SOW - Great Joy 2		9	9	100%
SOW - Great Joy 3		6	6	100%

Consent to Share Data by Organization and Program

Active Adults During July 2019

Organization/Program	No	Yes	Grand Total	% Consent
SOW - Great Joy 4	1	5	6	83%
SOW - Streams of Joy 1		5	5	100%
SOW - Streams of Joy 2	1	14	15	93%
SOW - Hearts of Joy 2	1	13	14	93%
Steadfast Housing Development Corporation	73	151	224	67%
SHDC - Kaahele CoC Funded (Kauai)	1	5	6	83%
SHDC - Kalaeloa (Headway House) CoC Funded (Oahu)	9	16	25	64%
SHDC - Kaulana CoC Funded (Maui)	1	3	4	75%
SHDC - Kulalani CoC Funded (Maui)	2		2	0%
SHDC - Oahu Shelter Plus Care Program	49	93	142	65%
SHDC - Ekolu Group Homes Ahukini (Oahu)		4	4	100%
SHDC - Ekolu Group Homes Kaukama (Oahu)		3	3	100%
SHDC - Ekolu Group Homes Komo Mai (Oahu)		4	4	100%
SHDC - Eha S+C (Maui)	11	18	29	62%
SHDC - HPO Hale Ulu Pono TH		5	5	100%
USVETS	45	701	746	94%
USVETS - BP Ewa HOPTEL		10	10	100%
USVETS - BP Hilo HOPTEL Program		5	5	100%
USVETS - BP Kauai HOPTEL Program		3	3	100%
USVETS - BP Leeward PSH		13	13	100%
USVETS - BP Pearl City Seniors HOPTEL		3	3	100%
USVETS - BP PH2 CHAMPS VET FAMILIES	8	11	19	58%
USVETS - BP Respite Beds Barbers Point		9	9	100%
USVETS - SSVF Priority 1 Homeless Prevention	5	44	49	90%
USVETS - SSVF Priority 1 Rapid Re-housing	2	160	162	99%
USVETS - WCC HOPTEL		2	2	100%
USVETS - WCC Housing First Increment II (City)	9	69	78	88%
USVETS - WCC ESG Rapid Re-Housing 2018	1	8	9	89%
USVETS - WCC SITH		7	7	100%
USVETS - BP SITH		3	3	100%
USVETS - WCC ESG Rapid Re-Housing 2017		1	1	100%
USVETS - WCC HPO Emergency Shelter	4	131	135	97%
USVETS - BP HPO Oahu Region 3 - Street Outreach		29	29	100%
USVETS - BP HPO Housing First PSH	15	80	95	84%
USVETS - BP HPO GPD Bridge Housing		34	34	89%
USVETS - WCC HPO RRH Rapid Re-Housing	1	10	11	91%
USVETS - WCC HPO RRH Homeless Prevention		9	9	100%
USVETS - BP HPO GPD Clinical Treatment		15	15	100%
USVETS - BP HPO GPD Low Demand		36	36	100%
USVETS - BP HPO Oahu Region 5 - Street Outreach		9	9	100%
Waianae Coast Comprehensive Health Center	54	81	135	60%
WCCHC - Homeless Outreach Program	54	81	135	60%
Waikiki Health		141	141	100%
WH - HPO Next Step Emergency Shelter		138	138	100%
WH - HUD Youth Rapid Re-housing		3	3	100%
Women In Need	1	46	47	98%
WIN - HPO Family House Aiea TH	1	10	11	91%
WIN - HPO Bridge To Success Kauai TH		12	12	100%
WIN - HPO Bridge To Success Halawa TH		19	19	100%
WIN - ESG Homeless Prevention		5	5	100%
Grand Total	668	5883	6551	90%

**Length of Stay by Program Type - Statewide
Exits During July 2019**

Program Type	# Exits July	Average Days to Exit
Emergency Shelter (ES)	406	84
Homelessness Prevention	218	158
PH - Permanent Supportive Housing	23	1327
PH - Rapid Re-Housing	82	162
Safe Haven (SH)	3	127
Services Only	37	165
Street Outreach	223	76
Transitional Housing (TH)	90	206
Grand Total	1082	143

**Length of Stay by County and Program Type
Exits During July 2019**

County/Program Type	# Exits July	Average Days to Exit
Hawaii	88	144
Emergency Shelter (ES)	27	72
Homelessness Prevention	35	176
PH - Permanent Supportive Housing	4	447
PH - Rapid Re-Housing	6	213
Street Outreach	16	97
Kauai	8	44
Emergency Shelter (ES)	4	36
Transitional Housing (TH)	1	71
Street Outreach	3	45
Maui	196	99
Emergency Shelter (ES)	93	65
Transitional Housing (TH)	14	120
PH - Permanent Supportive Housing	3	1667
PH - Rapid Re-Housing	2	125
Services Only	2	7
Street Outreach	82	77
Oahu	790	155
Emergency Shelter (ES)	282	92
Transitional Housing (TH)	75	224
Homelessness Prevention	183	155
PH - Permanent Supportive Housing	16	1483
PH - Rapid Re-Housing	74	159
Services Only	35	174
Street Outreach	122	74
Safe Haven (SH)	3	127
Grand Total	1082	143

**Length of Stay by Organization and Program
Exits During July 2019**

Organization/Program	# Exits in May	Average Days to Exit
ALEA Bridge	11	19
ALEA - Street Outreach Program	11	19
Alternative Structures International	17	221
ASI - HPO Ohana Ola O Kahumana	13	140
ASI - HPO RRH Rapid ReHousing	4	484
Catholic Charities Hawaii	173	151
CCH - SSVF Priority 1 Rapid Rehousing	4	83
CCH - HPO HPP Homeless Prevention	96	179
CCH - HPO HPP Rapid Re-housing	16	47
CCH - HPO Kakaako Family Assessment Center	10	262
CCH - HPO Ma'ili Land Transitional Housing	4	342
CCH - HPO Villages of Maili Family and Individual Assessment Center (FIA	23	97
CCH - HPO SHEG NI Homelessness Prevention	1	34
CCH - HPO SHEG NI Rapid Rehousing	1	244
CCH - SSVF Priority 1 Homeless Prevention	2	86
CCH - HPO SHEG Oahu Homelessness Prevention	9	92
CCH - HPO SHEG Oahu Rapid Re-Housing	7	55
Family Life Center	90	77
FLC - HPO Ho'olanani	6	55
FLC - HPO Maui Regions 4, 5 - Street Outreach	29	65
FLC - HPO Maui Regions 1, 2, 3, 6 - Street Outreach	53	83
FLC - ESG Maui Rapid Re-housing	1	116
FLC - HPO RRH Rapid Re-Housing	1	133
Family Promise of Hawaii	27	43
FPH - Honolulu Family Center	13	34
FPH - Windward Family Center	14	51
Gregory House Programs	3	645
GHP - HPO Community Residential Program TH	2	182
GHP - HOPWA SPNS - Competitive PSH TBRA	1	1571
Hale Kipa	2	90
HKIPA/WH - YO!	2	90
Honolulu Community Action Program	4	415
HCAP - HPO Kumuhonua	4	415
HOPE Services Hawaii, Inc.	78	157
HOPE - HPO Kiheipua	13	81
HOPE - HPO East Hawaii Emergency Mens Program ES	1	280
HOPE - HPO Hawaii Regions 1, 8, 9, 10 - Street Outreach	3	88
HOPE - HPO West Hawaii Emergency Housing Program	4	95
HOPE - HPO Hawaii Regions 2, 3, 4, 5, 6, 7 - Street Outreach	10	74
HOPE - HPO RRH Homeless Prevention	34	180
HOPE - PATH Street Outreach Program	3	182
HOPE - HPO RRH Rapid Re-Housing	3	228
HOPE - Kukui S+C Program	4	447
HOPE - ESG Rapid Re-housing	2	175
HOPE - Sacred Hearts Emergency Shelter	1	7
Housing Solutions, Inc.	17	495

**Length of Stay by Organization and Program
Exits During July 2019**

Organization/Program	# Exits in May	Average Days to Exit
HSI - HPO Na Kolea Rooming House	14	380
HSI - HPO Kulaokahua Apts (TH for the Elderly)	3	1032
Institute for Human Services	261	111
IHS - Behavioral Health ES	5	23
IHS - TBH Medical Respite (ES)	11	39
IHS - Hale Mauiola Program (Sand Island ES)	27	90
IHS - HPO RRH Homeless Prevention	29	59
IHS - HPO Kaa`ahi Women's ES	25	37
IHS - HPO HPP Homelessness Prevention	37	181
IHS - HPO Sumner Men's ES	41	87
IHS - HPO Oahu Region 2 - Street Outreach	16	64
IHS - HPO Kaa`ahi Families ES	20	48
IHS - HPO Oahu Region 1 - Street Outreach	1	69
IHS - HPO HPP Rapid Re-housing	3	181
IHS - HPO Oahu Region 4 - Street Outreach	2	170
IHS - HPO RRH Rapid Re-Housing	24	189
IHS - HPO Queen's Medical Respite Tutu Bert's 2	3	9
IHS - HPO Queen's Medical Respite Kalihi Uka Recovery Home	5	55
IHS - City FY15 Housing First PSH	4	930
IHS - HPO Queen's Medical Respite Tutu Bert's 1	3	84
IHS - ESG Rapid Re-housing	1	90
IHS - ESG Homelessness Prevention	3	380
IHS - AMHD Street Outreach Program	1	0
Ka Hale A Ke Ola, Inc	103	72
KHAKO - HPO Westside ES	31	78
KHAKO - HPO Central ES	56	59
KHAKO - HPO Central TH	3	30
KHAKO - HPO Westside TH	11	144
KHAKO - Pu'uuhonua Drop-in Center	2	7
Kalihi Palama Health Center	6	118
KPHC - HPO Oahu Region 1 - Street Outreach	2	165
KPHC - PATH Street Outreach Program	4	95
Kauai Economic Opportunity	7	40
KEO - HPO Kauai All Regions - Street Outreach	3	45
KEO - HPO Mana'olana Emergency	4	36
Kealahou West Oahu	53	60
KWO - HPO Oahu Region 7 - Street Outreach	30	45
KWO - HPO Onelau`ena Emergency Shelter	10	124
KWO - HPO Onemalu Transitional Housing	13	44
Legal Aid Society of Hawaii	21	199
LASH - HPO Legal Services Program	21	199
Mental Health Kokua	2	256
MHK - Safe Haven Permanent Supportive Housing	1	421
MHK - Oahu Activity Center Homeless Outreach Program	1	90
Neighborhood Place of Puna	8	27
NPP - HPO Family Assessment Center at Hale Iki	8	27

**Length of Stay by Organization and Program
Exits During July 2019**

Organization/Program	# Exits in May	Average Days to Exit
Queens's Medical Center	14	137
QMC - HPO Emergency Department	14	137
Residential Youth Services & Empowerment	3	50
RYSE	3	50
Salvation Army FSO	1	406
SARMY - HPO FSO RRH Rapid Re-Housing	1	406
Shelter of Wisdom	7	238
SOW - Great Joy 3	1	141
SOW - Great Joy 2	1	123
SOW - Great Joy 1	2	358
SOW - Great Joy 4	1	612
SOW - Hearts of Joy 2	2	39
Steadfast Housing Development Corporation	9	2307
SHDC - Oahu Shelter Plus Care Program	3	2946
SHDC - Kulalani CoC Funded (Maui)	1	4415
SHDC - Kalaeloa (Headway House) CoC Funded (Oahu)	3	2308
SHDC - Eha S+C (Maui)	2	294
USVETS	88	114
USVETS - SSVF Priority 1 Homeless Prevention	5	69
USVETS - SSVF Priority 1 Rapid Re-housing	10	112
USVETS - BP HPO GPD Low Demand	3	127
USVETS - WCC HPO RRH Rapid Re-Housing	4	421
USVETS - WCC HPO Emergency Shelter	16	96
USVETS - BP HPO GPD Bridge Housing	8	96
USVETS - BP Respite Beds Barbers Point	5	14
USVETS - WCC SITH	4	19
USVETS - BP HPO Oahu Region 3 - Street Outreach	17	16
USVETS - WCC HPO RRH Homeless Prevention	1	42
USVETS - WCC Housing First Increment II (City)	3	615
USVETS - BP Ewa HOPTEL	5	72
USVETS - BP Leeward PSH	1	407
USVETS - BP HPO GPD Clinical Treatment	4	227
USVETS - BP Pearl City Seniors HOPTEL	2	105
Waianae Coast Comprehensive Health Center	35	136
WCCHC - Homeless Outreach Program	35	136
Waikiki Health	34	169
WH - HPO Next Step Emergency Shelter	34	169
Women In Need	8	149
WIN - HPO Bridge To Success Halawa TH	2	195
WIN - HPO Family House Aiea TH	4	118
WIN - HPO Bridge To Success Kauai TH	1	71
WIN - ESG Homeless Prevention	1	260
Grand Total	1082	143

Timeliness Report - July 2019
Date Range: 7/1/2019 - 7/31/2019

Intakes

Average Days Taken to Input Enrollments (clients enrolled during reporting period)			
Program Name	Program Type	Clients Enrolled	Avg Days to Input
Hawaii County VI SPDAT v2 Family	Coordinated Assessment	103	3.93
Hawaii County VI SPDAT v2 Individual	Coordinated Assessment	53	4.40
Kauai County VI SPDAT v2 Family	Coordinated Assessment	8	0.50
Kauai County VI SPDAT v2 Individual	Coordinated Assessment	12	0.67
Maui County VI SPDAT v2 Family	Coordinated Assessment	69	0.22
Maui County VI SPDAT v2 Individual	Coordinated Assessment	50	0.38
Maui County VI SPDAT v2 TAY	Coordinated Assessment	2	0.50
Oahu County VI SPDAT v2 Family	Coordinated Assessment	246	1.23
Oahu County VI SPDAT v2 Individual	Coordinated Assessment	177	1.71
Oahu County VI SPDAT v2 TAY	Coordinated Assessment	15	0.40
CCH - HPO Kakaako Family Assessment Center	Emergency Shelter (ES)	8	0.63
CCH - HPO Villages of Maili Family and Individual Assessment Center	Emergency Shelter (ES)	42	1.71
FLC - HPO Ho'olanani	Emergency Shelter (ES)	5	1.40
FPH - Honolulu Family Center	Emergency Shelter (ES)	12	1.42
FPH - Windward Family Center	Emergency Shelter (ES)	10	1.50
HKIPA - Girls Shelter BCP ES	Emergency Shelter (ES)	1	8.00
HOPE - HPO East Hawaii Emergency Mens Program ES	Emergency Shelter (ES)	2	1.00
HOPE - HPO Kiheipua	Emergency Shelter (ES)	7	5.71
HOPE - HPO West Hawaii Emergency Housing Program	Emergency Shelter (ES)	6	3.83
HOPE - Sacred Hearts Emergency Shelter	Emergency Shelter (ES)	6	3.67
IHS - Behavioral Health ES	Emergency Shelter (ES)	5	0.20
IHS - Hale Mauiola Program (Sand Island ES)	Emergency Shelter (ES)	15	0.00
IHS - HPO Kaa`ahi Families ES	Emergency Shelter (ES)	32	0.00
IHS - HPO Kaa`ahi Women's ES	Emergency Shelter (ES)	26	0.00
IHS - HPO Queen's Medical Respite Kalihi Uka Recovery Home	Emergency Shelter (ES)	3	0.00
IHS - HPO Queen's Medical Respite Tutu Bert's 1	Emergency Shelter (ES)	3	0.00
IHS - HPO Queen's Medical Respite Tutu Bert's 2	Emergency Shelter (ES)	5	0.00
IHS - HPO Sumner Men's ES	Emergency Shelter (ES)	75	0.39
IHS - TBH Medical Respite (ES)	Emergency Shelter (ES)	7	0.14
KEO - HPO Mana'olana Emergency	Emergency Shelter (ES)	3	0.33
KHAKO - HPO Central ES	Emergency Shelter (ES)	65	0.00
KHAKO - HPO Westside ES	Emergency Shelter (ES)	45	0.07
KWO - HPO Onelau`ena Emergency Shelter	Emergency Shelter (ES)	20	1.30
NPP - HPO Family Assessment Center at Hale Iki	Emergency Shelter (ES)	13	0.62
RYSE	Emergency Shelter (ES)	17	0.00
SOW - Great Joy 2	Emergency Shelter (ES)	3	1.67
SOW - Great Joy 3	Emergency Shelter (ES)	1	1.00
SOW - Great Joy 4	Emergency Shelter (ES)	1	6.00
SOW - Hearts of Joy 2	Emergency Shelter (ES)	1	5.00
SOW - Streams of Joy 2	Emergency Shelter (ES)	1	0.00
USVETS - BP Ewa HOPTEL	Emergency Shelter (ES)	9	1.89
USVETS - BP Respite Beds Barbers Point	Emergency Shelter (ES)	2	3.00
USVETS - WCC HPO Emergency Shelter	Emergency Shelter (ES)	53	2.62
WH - HPO Next Step Emergency Shelter	Emergency Shelter (ES)	32	5.25

Timeliness Report - July 2019
Date Range: 7/1/2019 - 7/31/2019

Intakes

Average Days Taken to Input Enrollments (clients enrolled during reporting period)		Clients Enrolled	Avg Days to Input
Program Name	Program Type		
CCH - HPO HPP Homeless Prevention	Homelessness Prevention	45	0.47
CCH - HPO SHEG NI Homelessness Prevention	Homelessness Prevention	23	0.57
CCH - HPO SHEG Oahu Homelessness Prevention	Homelessness Prevention	22	0.73
FLC - ESG Maui Homelessness Prevention	Homelessness Prevention	12	3.00
FLC - HPO HPP Maui Homelessness Prevention	Homelessness Prevention	13	1.46
FLC - HPO RRH Homeless Prevention	Homelessness Prevention	16	16.63
GHP - ESG Homeless Prevention	Homelessness Prevention	24	1.71
HCAP - HPO RRH Homeless Prevention	Homelessness Prevention	8	2.13
HOPE - ESG Homelessness Prevention	Homelessness Prevention	1	22.00
HOPE - HPO RRH Homeless Prevention	Homelessness Prevention	22	6.82
IHS - HPO HPP Homelessness Prevention	Homelessness Prevention	53	7.04
IHS - HPO RRH Homeless Prevention	Homelessness Prevention	37	0.57
KPHC - ESG Homelessness Prevention	Homelessness Prevention	10	0.00
SARMY - HPO FSO RRH Homeless Prevention	Homelessness Prevention	6	1.00
USVETS - SSVF Priority 1 Homeless Prevention	Homelessness Prevention	18	10.06
USVETS - WCC HPO RRH Homeless Prevention	Homelessness Prevention	14	4.07
CCH - City HF Increment III	PH - Permanent Supportive Housing	15	1.33
CCH - HPO Villages of Maili Bridge Housing	PH - Permanent Supportive Housing	1	3.00
FLC - S+C 1	PH - Permanent Supportive Housing	4	5.25
GHP - HOPWA SPNS - Competitive PSH TBRA	PH - Permanent Supportive Housing	1	0.00
HOPE - Continuum of Care II PSH	PH - Permanent Supportive Housing	1	13.00
HOPE - HPO NI Housing First	PH - Permanent Supportive Housing	1	7.00
IHS - City FY15 Housing First PSH	PH - Permanent Supportive Housing	2	0.00
MHK - Safe Haven Permanent Supportive Housing	PH - Permanent Supportive Housing	1	23.00
SHDC - Kaahele CoC Funded (Kauai)	PH - Permanent Supportive Housing	1	2.00
SHDC - Oahu Shelter Plus Care Program	PH - Permanent Supportive Housing	10	0.50
USVETS - BP HPO Housing First PSH	PH - Permanent Supportive Housing	1	3.00
ASI - HPO RRH Rapid ReHousing	PH - Rapid Re-Housing	5	0.00
CCH - HPO HPP Rapid Re-housing	PH - Rapid Re-Housing	51	0.75
CCH - HPO SHEG NI Rapid Rehousing	PH - Rapid Re-Housing	4	4.50
CCH - HPO SHEG Oahu Rapid Re-Housing	PH - Rapid Re-Housing	13	0.62
CCH - SSVF Priority 1 Rapid Rehousing	PH - Rapid Re-Housing	4	1.25
FLC - ESG Kauai Rapid Re-housing	PH - Rapid Re-Housing	2	0.00
FLC - HPO RRH Rapid Re-Housing	PH - Rapid Re-Housing	7	6.14
GHP - ESG Rapid Re-Housing	PH - Rapid Re-Housing	2	22.00
HCAP - HPO RRH Rapid Re-Housing	PH - Rapid Re-Housing	8	0.38
HOPE - HPO RRH Rapid Re-Housing	PH - Rapid Re-Housing	10	7.80
IHS - ESG Rapid Re-housing	PH - Rapid Re-Housing	6	3.67
IHS - HPO HPP Rapid Re-housing	PH - Rapid Re-Housing	17	16.47
SARMY - HPO FSO RRH Rapid Re-Housing	PH - Rapid Re-Housing	2	1.50
USVETS - SSVF Priority 1 Rapid Re-housing	PH - Rapid Re-Housing	28	10.11
USVETS - WCC HPO RRH Rapid Re-Housing	PH - Rapid Re-Housing	12	1.08
USVETS - BP HPO GPD Low Demand	Safe Haven (SH)	8	0.63
KHAKO - Pu'uhonua Drop-in Center	Services Only	8	2.63

Timeliness Report - July 2019
Date Range: 7/1/2019 - 7/31/2019

Intakes

Average Days Taken to Input Enrollments (clients enrolled during reporting period)			
Program Name	Program Type	Clients Enrolled	Avg Days to Input
LASH - HPO Legal Services Program	Services Only	28	0.00
MHK - Punawai Rest Stop	Services Only	4	1.75
ALEA - Street Outreach Program	Street Outreach	14	7.21
FLC - HPO Maui Regions 1, 2, 3, 6 - Street Outreach	Street Outreach	53	1.06
FLC - HPO Maui Regions 4, 5 - Street Outreach	Street Outreach	26	2.81
HHHRC - Outreach	Street Outreach	2	0.00
HOPE - HPO Hawaii Regions 1, 8, 9, 10 - Street Outreach	Street Outreach	10	3.80
HOPE - HPO Hawaii Regions 2, 3, 4, 5, 6, 7 - Street Outreach	Street Outreach	21	2.52
HOPE - PATH Street Outreach Program	Street Outreach	11	11.55
IHS - AMHD Street Outreach Program	Street Outreach	1	0.00
IHS - HPO Oahu Region 2 - Street Outreach	Street Outreach	31	1.58
IHS - HPO Oahu Region 4 - Street Outreach	Street Outreach	17	0.41
KEO - HPO Kauai All Regions - Street Outreach	Street Outreach	22	0.50
KPHC - HPO Oahu Region 1 - Street Outreach	Street Outreach	3	2.33
KPHC - HPO Oahu Region 6 - Street Outreach	Street Outreach	1	6.00
KPHC - PATH Street Outreach Program	Street Outreach	2	2.50
KWO - HPO Oahu Region 7 - Street Outreach	Street Outreach	96	0.60
LASH - SSVF Legal Services Program	Street Outreach	4	0.00
MHK - Oahu Activity Center Homeless Outreach Program	Street Outreach	6	0.00
MHK - PATH Street Outreach Program	Street Outreach	1	0.00
USVETS - BP HPO Oahu Region 3 - Street Outreach	Street Outreach	24	0.71
USVETS - BP HPO Oahu Region 5 - Street Outreach	Street Outreach	8	2.13
WCCHC - Homeless Outreach Program	Street Outreach	32	10.81
ASI - HPO Ohana Ola O Kahumana	Transitional Housing (TH)	4	0.00
GHP - HOPWA Gregory House (Competitive TH)	Transitional Housing (TH)	2	0.00
GHP - HPO Community Residential Program TH	Transitional Housing (TH)	2	0.00
HAP - Na Kahua Hale O Ulu Wini	Transitional Housing (TH)	6	0.00
HCAP - HPO Kumuhonua	Transitional Housing (TH)	1	0.00
HKIPA - HPO Maka'aloa Men's TLP	Transitional Housing (TH)	1	0.00
HNO - HPO Weinberg Village Waimanalo	Transitional Housing (TH)	5	1.00
HOPE - Kuleana House	Transitional Housing (TH)	6	2.50
HSI - HPO Kulaokahua Apts (TH for the Elderly)	Transitional Housing (TH)	4	4.25
KEO - HPO Komohana Group Home TH	Transitional Housing (TH)	2	3.50
KEO - HPO Mana'olana Transitional Housing	Transitional Housing (TH)	3	4.33
KHAKO - HPO Central TH	Transitional Housing (TH)	47	0.17
KHAKO - HPO Westside TH	Transitional Housing (TH)	12	0.00
KWO - HPO Onemalu Transitional Housing	Transitional Housing (TH)	6	1.00
SARMY - Ka Ohu Hou O Manoa FTS	Transitional Housing (TH)	2	34.00
USVETS - BP HPO GPD Bridge Housing	Transitional Housing (TH)	9	1.67
USVETS - BP HPO GPD Clinical Treatment	Transitional Housing (TH)	3	0.00
WIN - HPO Bridge To Success Halawa TH	Transitional Housing (TH)	5	4.20
WIN - HPO Family House Aiea TH	Transitional Housing (TH)	3	0.00
Aggregates		2360	2.24

Timeliness Report - July 2019

Exits

Date Range: 7/1/2019 - 7/31/2019

Average Days Taken to Exit Enrollments (clients exited during reporting period)			
Program Name	Program Type	Total Exited Clients	Avg Days to Exit
Hawaii County VI SPDAT v2 Family	Coordinated Assessment	45	2.64
Hawaii County VI SPDAT v2 Individual	Coordinated Assessment	28	3.00
Hawaii County VI SPDAT v2 TAY	Coordinated Assessment	2	7.00
Kauai County VI SPDAT v2 Individual	Coordinated Assessment	3	5.33
Maui County VI SPDAT v2 Family	Coordinated Assessment	53	2.43
Maui County VI SPDAT v2 Individual	Coordinated Assessment	32	0.44
Oahu County VI SPDAT v2 Family	Coordinated Assessment	221	6.53
Oahu County VI SPDAT v2 Individual	Coordinated Assessment	220	7.93
Oahu County VI SPDAT v2 TAY	Coordinated Assessment	13	5.69
CCH - HPO Kakaako Family Assessment Center	Emergency Shelter (ES)	9	0.00
CCH - HPO Villages of Maili Family and Individual Assessment Center	Emergency Shelter (ES)	22	0.82
FLC - HPO Ho'olanani	Emergency Shelter (ES)	6	0.00
FPH - Honolulu Family Center	Emergency Shelter (ES)	13	0.00
FPH - Windward Family Center	Emergency Shelter (ES)	14	0.00
HOPE - HPO East Hawaii Emergency Mens Program ES	Emergency Shelter (ES)	1	3.00
HOPE - HPO Kiheipua	Emergency Shelter (ES)	13	5.85
HOPE - HPO West Hawaii Emergency Housing Program	Emergency Shelter (ES)	4	4.25
HOPE - Sacred Hearts Emergency Shelter	Emergency Shelter (ES)	1	6.00
IHS - Behavioral Health ES	Emergency Shelter (ES)	5	1.20
IHS - Hale Mauliola Program (Sand Island ES)	Emergency Shelter (ES)	30	0.00
IHS - HPO Kaa`ahi Families ES	Emergency Shelter (ES)	25	0.16
IHS - HPO Kaa`ahi Women's ES	Emergency Shelter (ES)	27	0.00
IHS - HPO Queen's Medical Respite Kalihi Uka Recovery Home	Emergency Shelter (ES)	5	3.20
IHS - HPO Queen's Medical Respite Tutu Bert's 1	Emergency Shelter (ES)	3	10.67
IHS - HPO Queen's Medical Respite Tutu Bert's 2	Emergency Shelter (ES)	4	5.75
IHS - HPO Sumner Men's ES	Emergency Shelter (ES)	43	4.02
IHS - TBH Medical Respite (ES)	Emergency Shelter (ES)	11	0.55
KEO - HPO Mana'olana Emergency	Emergency Shelter (ES)	4	1.50
KHAKO - HPO Central ES	Emergency Shelter (ES)	62	0.97
KHAKO - HPO Westside ES	Emergency Shelter (ES)	34	0.53
KWO - HPO Onelau`ena Emergency Shelter	Emergency Shelter (ES)	11	1.18
NPP - HPO Family Assessment Center at Hale Iki	Emergency Shelter (ES)	8	0.00
RYSE	Emergency Shelter (ES)	3	0.00
SOW - Great Joy 1	Emergency Shelter (ES)	2	8.00
SOW - Great Joy 2	Emergency Shelter (ES)	1	15.00
SOW - Great Joy 3	Emergency Shelter (ES)	1	2.00
SOW - Great Joy 4	Emergency Shelter (ES)	1	6.00
SOW - Hearts of Joy 2	Emergency Shelter (ES)	2	5.00
USVETS - BP Ewa HOPTel	Emergency Shelter (ES)	5	3.00
USVETS - BP Pearl City Seniors HOPTel	Emergency Shelter (ES)	2	1.50
USVETS - BP Respite Beds Barbers Point	Emergency Shelter (ES)	5	13.60
USVETS - WCC HPO Emergency Shelter	Emergency Shelter (ES)	13	1.69
WH - HPO Next Step Emergency Shelter	Emergency Shelter (ES)	35	1.46
CCH - HPO HPP Homeless Prevention	Homelessness Prevention	96	0.17
CCH - HPO SHEG NI Homelessness Prevention	Homelessness Prevention	1	0.00
CCH - HPO SHEG Oahu Homelessness Prevention	Homelessness Prevention	9	0.00

Timeliness Report - July 2019

Exits

Date Range: 7/1/2019 - 7/31/2019

Average Days Taken to Exit Enrollments (clients exited during reporting period)			
Program Name	Program Type	Total Exited Clients	Avg Days to Exit
CCH - SSVF Priority 1 Homeless Prevention	Homelessness Prevention	2	0.00
FLC - HPO HPP Maui Homelessness Prevention	Homelessness Prevention	4	5.00
HOPE - HPO RRH Homeless Prevention	Homelessness Prevention	34	6.53
IHS - ESG Homelessness Prevention	Homelessness Prevention	3	0.00
IHS - HPO HPP Homelessness Prevention	Homelessness Prevention	37	7.14
IHS - HPO RRH Homeless Prevention	Homelessness Prevention	29	0.00
USVETS - SSVF Priority 1 Homeless Prevention	Homelessness Prevention	5	20.00
USVETS - WCC HPO RRH Homeless Prevention	Homelessness Prevention	1	0.00
WIN - ESG Homeless Prevention	Homelessness Prevention	1	0.00
GHP - HOPWA SPNS - Competitive PSH TBRA	PH - Permanent Supportive Housing	1	9.00
HOPE - Kukui S+C Program	PH - Permanent Supportive Housing	4	1.50
IHS - City FY15 Housing First PSH	PH - Permanent Supportive Housing	4	0.00
MHK - Safe Haven Permanent Supportive Housing	PH - Permanent Supportive Housing	1	0.00
SHDC - Eha S+C (Maui)	PH - Permanent Supportive Housing	2	0.50
SHDC - Kalaeloa (Headway House) CoC Funded (Oahu)	PH - Permanent Supportive Housing	3	10.00
SHDC - Kulalani CoC Funded (Maui)	PH - Permanent Supportive Housing	1	1.00
SHDC - Oahu Shelter Plus Care Program	PH - Permanent Supportive Housing	3	12.00
USVETS - BP Leeward PSH	PH - Permanent Supportive Housing	1	1.00
USVETS - WCC Housing First Increment II (City)	PH - Permanent Supportive Housing	3	2.67
ASI - HPO RRH Rapid ReHousing	PH - Rapid Re-Housing	4	0.00
CCH - HPO HPP Rapid Re-housing	PH - Rapid Re-Housing	16	0.19
CCH - HPO SHEG NI Rapid Rehousing	PH - Rapid Re-Housing	1	0.00
CCH - HPO SHEG Oahu Rapid Re-Housing	PH - Rapid Re-Housing	7	0.00
CCH - SSVF Priority 1 Rapid Rehousing	PH - Rapid Re-Housing	3	0.00
FLC - ESG Maui Rapid Re-housing	PH - Rapid Re-Housing	1	0.00
FLC - HPO RRH Rapid Re-Housing	PH - Rapid Re-Housing	1	0.00
HOPE - ESG Rapid Re-housing	PH - Rapid Re-Housing	2	11.00
HOPE - HPO RRH Rapid Re-Housing	PH - Rapid Re-Housing	3	2.67
IHS - ESG Rapid Re-housing	PH - Rapid Re-Housing	1	0.00
IHS - HPO HPP Rapid Re-housing	PH - Rapid Re-Housing	3	3.00
IHS - HPO RRH Rapid Re-Housing	PH - Rapid Re-Housing	24	0.00
SARMY - HPO FSO RRH Rapid Re-Housing	PH - Rapid Re-Housing	2	0.00
USVETS - SSVF Priority 1 Rapid Re-housing	PH - Rapid Re-Housing	10	13.00
USVETS - WCC HPO RRH Rapid Re-Housing	PH - Rapid Re-Housing	4	0.00
USVETS - BP HPO GPD Low Demand	Safe Haven (SH)	3	7.33
KHAKO - Pu'uhonua Drop-in Center	Services Only	2	6.00
LASH - HPO Legal Services Program	Services Only	27	0.00
QMC - HPO Emergency Department	Services Only	17	13.00
ALEA - Street Outreach Program	Street Outreach	11	1.18
FLC - HPO Maui Regions 1, 2, 3, 6 - Street Outreach	Street Outreach	69	0.52
FLC - HPO Maui Regions 4, 5 - Street Outreach	Street Outreach	38	0.55
HKIPA/WH - YO!	Street Outreach	2	21.00
HOPE - HPO Hawaii Regions 1, 8, 9, 10 - Street Outreach	Street Outreach	6	5.00
HOPE - HPO Hawaii Regions 2, 3, 4, 5, 6, 7 - Street Outreach	Street Outreach	13	2.77
HOPE - PATH Street Outreach Program	Street Outreach	3	0.67
IHS - AMHD Street Outreach Program	Street Outreach	1	0.00

Timeliness Report - July 2019

Exits

Date Range: 7/1/2019 - 7/31/2019

Average Days Taken to Exit Enrollments (clients exited during reporting period)			
Program Name	Program Type	Total Exited Clients	Avg Days to Exit
IHS - HPO Oahu Region 1 - Street Outreach	Street Outreach	3	0.00
IHS - HPO Oahu Region 2 - Street Outreach	Street Outreach	29	4.31
IHS - HPO Oahu Region 4 - Street Outreach	Street Outreach	26	6.31
KEO - HPO Kauai All Regions - Street Outreach	Street Outreach	9	1.78
KPHC - HPO Oahu Region 1 - Street Outreach	Street Outreach	7	0.00
KPHC - HPO Oahu Region 6 - Street Outreach	Street Outreach	2	0.00
KPHC - PATH Street Outreach Program	Street Outreach	9	0.00
KWO - HPO Oahu Region 7 - Street Outreach	Street Outreach	59	0.95
LASH - SSVF Legal Services Program	Street Outreach	1	0.00
MHK - Oahu Activity Center Homeless Outreach Program	Street Outreach	11	0.00
MHK - PATH Street Outreach Program	Street Outreach	10	0.00
USVETS - BP HPO Oahu Region 3 - Street Outreach	Street Outreach	31	3.32
USVETS - BP HPO Oahu Region 5 - Street Outreach	Street Outreach	3	0.00
WCCHC - Homeless Outreach Program	Street Outreach	68	0.01
ASI - HPO Ohana Ola O Kahumana	Transitional Housing (TH)	16	6.94
CCH - HPO Ma'ili Land Transitional Housing	Transitional Housing (TH)	4	0.00
GHP - HPO Community Residential Program TH	Transitional Housing (TH)	2	6.00
HCAP - HPO Kumuhonua	Transitional Housing (TH)	4	4.25
HKIPA - HPO Maka'aloa Men's TLP	Transitional Housing (TH)	1	0.00
HSI - HPO Kulaokahua Apts (TH for the Elderly)	Transitional Housing (TH)	2	0.50
HSI - HPO Na Kolea Rooming House	Transitional Housing (TH)	14	0.07
KHAKO - HPO Central TH	Transitional Housing (TH)	8	2.75
KHAKO - HPO Westside TH	Transitional Housing (TH)	13	0.62
KWO - HPO Onemalu Transitional Housing	Transitional Housing (TH)	14	1.71
USVETS - BP HPO GPD Bridge Housing	Transitional Housing (TH)	8	7.63
USVETS - BP HPO GPD Clinical Treatment	Transitional Housing (TH)	4	8.25
USVETS - WCC SITH	Transitional Housing (TH)	4	22.00
WIN - HPO Bridge To Success Halawa TH	Transitional Housing (TH)	2	4.50
WIN - HPO Bridge To Success Kauai TH	Transitional Housing (TH)	1	12.00
WIN - HPO Family House Aiea TH	Transitional Housing (TH)	4	2.00
Aggregates		1930	3.38